

Annual Report

2019-20



सत्यमेव जयते

**Department for Promotion of Industry
& Internal Trade
Ministry of Commerce & Industry
Government of India**

Annual Report 2019-20



Government of India
Ministry of Commerce and Industry
Department for Promotion of Industry & Internal Trade

CONTENTS

S.No.	Chapter	Page
1.	Role and Functions	1
2.	Industrial Promotion	19
3.	Regulatory Reforms- Creating Ease for Doing Business	28
4.	Startup India	36
5.	Protection of Intellectual Property Rights	45
6.	United Nations Industrial Development Organisation (UNIDO)	58
7.	Industrial Corridors	68
8.	India International Convention & Expo Centre (IICC), Dwarka	74
9.	Schemes for Regional Development	76
10.	Specific Industries and their Development	86
11.	Investment Promotion & International Cooperation	111
12.	Administration of the Boilers Act, 1923	117
13.	Attached & Subordinate Offices and other Organisations	120
14.	Representation of SCs/STs/OBCs/Ex-servicemen and PwD in Services	163
15.	Women's Welfare Activities	164
16.	Implementation of Official Language Policy	165
17.	Vigilance Matters	168
18.	Citizen's Charter	169
19.	Right to Information	173
	Appendices I-X	175

List of Abbreviations

AKIC	Amritsar Kolkata Industrial Corridor
APO	Asian Productivity Organization
ASSOCHAM	Associated Chambers of Commerce & Industry
BIRAC	Biotechnology Industry Research Assistance Council
BMEC	Bengaluru Mumbai Economic Corridor
BRAP	Business Reform Action Plan
CBIC	Chennai Bangaluru Industrial Corridor
CEDA	Centre of Excellence for Data Analysis
CGPDTM	Controller General of Patents, Designs and Trade Marks
CII	Confederation of Indian Industry
CIPAM	Cell for IPR Promotion and Management
CIPET	Central Institute of Plastics Engineering and Technology
CPPRI	Central Pulp & Paper Research Institute
CVC	Central Vigilance Commission
DBR	Doing Business Ranking
DMIC	Delhi Mumbai Industrial Corridor
DMRC	Delhi Metro Rail Corporation
DPIIT	Department for Promotion of Industry & Internal Trade
ECEC	East Coast Economic Corridor
EoDB	Ease of Doing Business
EPF	Employees Provident Fund
FDI	Foreign Direct Investment
FEMA	Foreign Exchange Management Act
FFS	Fund for Startup
FICCI	Federation of Indian chambers of Commerce & Industry
FIPB	Foreign Investment Promotion Board

GeM	Government e-Marketplace
GI	Geographical Indications
GII	Global Innovation Index
GIR	Geographical Indications Registry
GoS	Group of Secretaries
GST	Goods and Services Tax
IDC	India Design Council
IDEX	Innovations for Defence Excellence
IDS	Industrial Development Scheme
IEM	Industrial Entrepreneurs Memorandum
IICC	India International Convention & Expo Centre
IIP	Index of Industrial Production
IIS	Industrial Information System
IIT	Indian Institute of Technology
IIUS	Industrial Infrastructure Upgradation Scheme
IP	Intellectual Property
IPAB	Intellectual Property Appellate Board
IPR	Intellectual Property Rights
IPRS	Industrial Park Rating System
IRMRA	Indian Rubber Manufacturers Research Association
ITPO	International Trade Promotion Organization
LANIDS	Lakshadweep and Andaman & Nicobar Island Industrial Development Scheme
LOI	Letter of Intent
MDI	Medical Device Industry
MeitY	Ministry of Electronics & Information & Technology
MHRD	Ministry of Human Resource Development
MII	Make in India

MIIUS	Modified Industrial Infrastructure Upgradation Scheme
MSME	Micro, Small and Medium Enterprises
NABCB	National Accreditation Board for Certification Bodies
NABET	National Accreditation Board for Education and Training
NABH	National Accreditation Board for Hospital and Healthcare Providers
NABL	National Accreditation Board for Testing and Calibration Laboratories
NASSCOM	National Association of Software and Services Companies
NBQL	National Board for Quality Promotion
NCCBM	National Council for Cement and Building Material
NEIDS	North East Industrial Development Scheme
NEIIPP	North East Industrial and Investment Promotion Policy
NER	North Eastern Region
NHAI	National Highway Authority of India
NIC	National Informatics Centre
NID	National Institute of Design
NIEI	National Internet Exchange of India
NIT	National Institute of Technology
NPC	National Productivity Council
NPMC	National Plan for Manufacturing Clusters
NSO	National Statistical Office
OL	Official Language
PFA	Preferential Market Access
PIS	Patent Information system
PMG	Project Monitoring Group
PMIC	Project Monitoring-Invest India Cell
PPP	Public Private Partnership

QCI	Quality Council of India
RGNIIPM	Rajiv Gandhi National Institute of Intellectual Property Management
SAARC	South Asian Association of Regional Cooperation
SCO	Salt Commissioner Office
SCO	Shanghai Cooperation Organization
SIDBI	Small Industries Development Bank of India
SNZ	Special Notified Zone
SOP	Standard Operating Procedure
TISC	Technology and Innovation Support Centre
TMR	Trade Marks Registry
TRIPS	Trade Related Aspects of Intellectual Property Rights
UNIDO	United Nations Industrial Development Organization
UT	Union Territory
WIPO	World Intellectual Property Organization
WPI	Wholesale Price Index

Role and Functions

1.1 Introduction

1.1.1 The Department for Promotion of Industry and Internal Trade (DPIIT) was established in the year 1995 and was reconstituted in the year 2000. Earlier, separate Ministries of Small Scale Industries & Agro and Rural Industries (SI & A& RI) and Heavy Industries and Public Enterprises (HI&PE) were created in October, 1999. The department was earlier called Department of Industrial Policy & Promotion; and was renamed as DPIIT in January, 2019.

1.1.2 In 2018, matters related to e-commerce were transferred to the Department and in 2019, the Department has been given charge for matters related to Internal Trade, welfare of traders and their employees and Startups. The role of DPIIT is to promote accelerate Industrial Development of the Country by facilitating investment in new and upcoming technology, foreign direct investment and support balanced development of Industries.

1.2 Allocation of Business to the Department

1.2.1 According to the Allocation of Business (AOB) Rules, as updated, the Department is responsible for determining the Industrial Policy at Central Government level, including the following matters:

- (i) Productivity in Indian industry
- (ii) Industrial management

- (iii) Matters related to e-Commerce and start-ups
- (iv) Facilitating Ease of Doing Business (EoDB)
- (v) Promotion of internal trade including retail trade, Welfare of traders and their employees, and
- (vi) Administration of Industries (Development and Regulation) Act, 1951, grant of Industrial Licenses (IL) and acknowledging Industrial Entrepreneurs Memorandum (IEM)

1.2.2 The Department handles matters related to Protection of Intellectual Property Rights (IPR) and administers six Acts related to IPR. The Department also handles matters related to Foreign Direct Investment (FDI) and investment by NRIs, and undertakes promotion of investment for industrial development of the country. There are five territorial divisions for international cooperation and industrial promotion handling matters emanating from Americas, Europe, CIS countries, Africa and Middle East, and Asia and Oceania.

1.2.3 The Department is responsible for promotion and development of sectors related to cables, Light Engineering Industries, Light Industries, Light Electrical Engineering Industries, Paper and Newsprint, Tyres and Tubes, Salt, Cement, Ceramics, Tiles and Glass, Leather Goods Soaps and detergents and Industries not covered by other Ministries/ Departments.

1.2.4 The following legislations are administered by the Department:

- (i) The Industries (Development and Regulation) Act, 1951
- (ii) The Explosives Act, 1884
- (iii) The Inflammable Substances Act, 1952
- (iv) The Boilers Act, 1923
- (v) The Copyright Act, 1957
- (vi) The Patents Act, 1970
- (vii) The Design Act, 2000
- (viii) The Geographical Indications of Goods (Registration and Protection) Act, 1999
- (ix) The Trade Marks Act, 1999
- (x) The National Institute of Design Act, 2014.

1.3 Organization of DPIIT

1.3.1 The Organization chart of the Department for Promotion of Industry & Internal Trade (DPIIT) is at **Appendix-I**, while a list of the attached and subordinate offices and other organizations under the Department is at **Appendix-II**.

1.4 Make in India (MII)

1.4.1 Make in India initiative was launched on 25th September, 2014 along with action plans for 25 sectors with the objective of facilitating investment, fostering innovation, building best in class manufacturing infrastructure, making it easy to do business and enhancing skill development. The initiative is further aimed at creating a conducive environment for investment, modern and efficient infrastructure, opening up new sectors for foreign investment and forging a partnership between government and industry through positive mindset.

1.4.2 Make in India initiative has made significant achievements and has been

reviewed now, focusing on 27 sectors under Make in India 2.0. Department for Promotion of Industry and Internal Trade is coordinating action plans for 15 manufacturing sectors, while Department of Commerce is coordinating action plan for 12 service sectors.

1.4.3 DPIIT is making continuous efforts for Investment Facilitation including utilizing the services of Invest India and implementation of 'Make in India' action plans to identify potential investors. Support is being provided to Indian Missions abroad and State Governments for organizing events, summits, road-shows and other promotional activities to attract investment in the country under the Make in India banner. Investment Outreach activities are being carried out for enhancing International co-operation for promoting FDI and to improve Ease of Doing Business in the country.

1.5 Project Monitoring Group (PMG)

1.5.1 Project Monitoring Group (PMG), was set up in Cabinet Secretariat in 2013 and has recently been merged with DPIIT w.e.f. 14.02.2019, with Invest India providing implementation support in its functioning. It is an institutional mechanism for resolving of issues and bottlenecks and fast tracking the setting up and commissioning of large infrastructure projects in Public and Private sectors.

1.5.2 Any investor facing delays or bottlenecks in the execution of a project with an estimated value of ₹500 crore and above can raise them on the PMG portal, which in turn takes them up with the concerned authorities in the Central or State Governments, until the issues are decided.

1.5.3 Since its inception, PMG has received more than 4000 issues in respect of 1067 projects and has thus unlocked anticipated investment of approx. ₹32.00 lakh crore. Of these, 340 project have been partly/fully

commissioned with actual flow of investment amounting to ₹11.66 lakh crore approx till 13.1.2020, while 236 projects worth ₹8.50 lakh crore were under construction.

1.6 Invest India

1.6.1 Invest India has been set up as a Joint Venture (Not for Profit) Company between Department for Promotion of Industry and Internal Trade, Federation of Indian Chambers of Commerce & Industry (FICCI), CII, NASSCOM and various State Governments. Invest India is the National Investment Promotion and Facilitation Agency of India and acts as the first point of reference for investors in India. Invest India is transforming the country's investment climate by simplifying the business environment for investors. Its experts, specializing across different countries, Indian states and sectors, handhold investors through their investment lifecycle - from pre-investment to after-care. Invest India provides multiple forms of support such as market entry strategies, deep dive industry analysis, partner search and location assessment policy advocacy with decision makers.

1.7 Public Procurement

1.7.1 The Public procurement (Preference to Make in India) order 2017 (PPP-MII Order) had been issued on 15th June, 2017 pursuant to Rule 15.3(iii) of the General Financial Rules, 2017 as an enabling provision to promote domestic value addition in public procurement.

1.7.2 This Order is applicable for procurement of goods, services and works (including turnkey works) by a Central Ministry/ Department, their attached/subordinate offices, autonomous bodies controlled by the Government of India and Government companies as defined in the Companies Act.

1.7.3 Under the PPP-MII Order, a Standing Committee, headed by Secretary, DPIIT has been constituted to review the implementation

of order. A Public procurement Cell has been created in the Department to monitor the grievances received for violation of PPP-MII order. 19 Nodal Departments have been designated for notifying minimum local content for the relevant product.

1.8 Ease of Doing Business (EODB)

1.8.1 In order to improve the business environment in the country, DPIIT has taken up a series of measures to simplify and rationalize the regulatory processes (registration and inspection processes) and introduce 'information technology' as enabler to make governance more efficient.

1.8.2 India ranks 63rd in the World Bank's annual Doing Business Report (DBR) 2020 as against 77th rank in the DBR 2019 registering a jump of 14 ranks. The DBR ranks countries on the basis of Distance to Frontier, an absolute score that measures the gap between India and the global best practice on 10 specified indicators. India's absolute score improved from 67.32 in DBR 2019 to 71.00 in DBR 2020. The ease of doing business index is meant to measure regulations directly affecting business and a nation's rank is based on the average of 10 indicators viz. starting a business, dealing with construction permits, getting electricity, registering property, getting credit, protecting minority investors, paying taxes, trading across border, enforcing contracts and resolving insolvency.

1.8.3 States too have been brought on board in the process to expand the coverage of these efforts. DPIIT has been closely working with the state Governments and Union Territory (UT) Administrations to help them identify the constraints in doing business and improving the overall business environment. DPIIT launched an online portal to track implementation of reforms in a real-time basis. The same is available of www.eodb.dipp.gov.in.

1.8.4 The assessment of under state reform Action Plans have been successfully completed for the year 2015, 2016 and 2017-2018. The ranking can be accessed on www.eodb.dipp.gov.in. The assignment of states and UTs under state reform action plan 2019 is underway.

1.8.5 DPIIT has also prepared a 218 point District Reforms Plan and shared with States and UTs for implementation of reforms by all the districts. States and UTs will conduct the feedback exercise in Districts on the basis of a questionnaire.

1.9 Start-up India

1.9.1 Startup India is a flagship initiative of the Government of India, intended to catalyse startup culture and build a strong and inclusive ecosystem for innovation and entrepreneurship in India. The Startup India Action Plan was launched on 16th January, 2016 with the objective of supporting entrepreneurs, building a robust startup ecosystem, and transforming India into a country of job creators instead of job seekers. Department for Promotion of Industry and Internal Trade (DPIIT) acts as the nodal Department for coordinating the efforts of all central government departments and state governments in carrying this plan forward.

1.10 Foreign Direct Investment (FDI) Policy

1.10.1 The Department for Promotion of Industry and Internal Trade is the Nodal Department for formulation of policy of the Government on Foreign Direct Investment (FDI). It is also responsible for maintenance and management of data on inward FDI into India, based upon the remittances reported by the Reserve Bank of India. With a view to attracting higher levels of FDI, Government has put in place a liberal policy on FDI, under which FDI, up to 100%, is permitted, under

the automatic route, in most sectors/activities. Significant changes have been made in the FDI policy regime in recent times, to ensure that India remains an increasingly attractive investment destination. The Department plays an active role in the liberalization and rationalization of the FDI policy. Towards this end, it has been constructively engaged in extensive stakeholder consultations on various aspects of the FDI Policy.

1.10.2 Further, after abolition of the erstwhile Foreign Investment Promotion Board (FIPB), process for granting FDI approvals has been simplified wherein the work relating to processing of applications for FDI and approval of the Government thereon under the extant FDI Policy and FEMA, is now handled by the concerned Ministries/Departments. However, Department for Promotion of Industry and Internal Trade (DPIIT) is a single point interface of the Government to facilitate investors for Foreign Direct Investment through approval route. In this regard, a new portal (<http://www.fifp.gov.in>) has been created, which is administered by this Department and the portal will continue to facilitate the single window clearance of applications which are through approval route. DPIIT is the Nodal Department for approvals in case of Multi Brand Retail Trading, Food, Product Retail, Trading, Non-Resident Indian/Export oriented Units investments. Cases pertaining to issue of shares against capital goods/machinery/pre-operative and pre-incorporation expenses are also processed by DPIIT.

1.11 National IPR Policy

1.11.1 The National IPR Policy, approved on 12th May, 2016 lays the roadmap for intellectual property in India. The Policy recognizes the abundance of creative and innovative energies that flow in India, and the need to tap into and channelize these energies towards a better and brighter future for all.

The National IPR Policy is a vision document that aims to create and exploit synergies between all forms of intellectual property (IP), concerned statutes and agencies. It sets in place an institutional mechanism for implementation, monitoring and review. It aims to incorporate and adapt global best practices to the Indian scenario. This policy shall weave in the strengths of the Government, research and development organizations, educational institutions, corporate entities including MSMEs, start-ups and other stakeholders in creation of an innovation-conducive environment, which stimulates creativity and innovation across sectors, as also facilitates a stable, transparent and service-oriented IPR administration in the country.

1.11.2 The policy recognizes that India has a well established TRIPS- compliant legislative administrative and judicial framework to safeguard IPRs, which meets its international obligations while utilizing the flexibilities provided in the international regime to address its developmental concerns. It reiterates India's commitment to the Doha Development Agenda and the TRIPS agreement.

1.11.3 The Policy lays down the following objectives:

- (i) **IPR Awareness:** Outreach and Promotion to create public awareness about the economic, social and cultural benefits of IPRs among all sections of society.
- (ii) **Generation of IPRs:** To stimulate the generation of IP₹
- (iii) **Legal and Legislative Framework:** To have strong and effective IPR laws, which balance the interests of rights owners with larger public interest.
- (iv) **Administration and Management:** To modernize and strengthen the enforcement and adjudicatory mechanisms for combating IPR infringements.

- (v) **Human Capital Development:** to strengthen and expand human resources, institutions and capacities for teaching, training, research and skill building in IPRs

1.11.4 These objectives are sought to be achieved through detailed action points. The action by different Ministries/Departments shall be monitored by DPIIT, which shall be the nodal department to coordinate, guide and oversee implementation and future development of IPRs in India. The National Intellectual Property Rights (IPR) Policy will endeavor for a "Creative India; Innovative India".

1.12 National Design Policy

1.12.1 The National Design Policy was approved by the Government on 8th February, 2007, which inter-alia, includes:

- (i) Promotion of Indian design through a well-defined and managed regulatory, promotional and institutional framework.
- (ii) Setting up of specialized Design Centres of "Innovation Hubs" for sectors such as automobiles and transportation, jewelry, leather, soft goods, digital products, toys and games, which will provide common facilities and enabling tools like rapid product development, high performance visualization, etc. along with enterprise incubation as well as financial support through mechanisms like venture funding, loans and market development assistance for start-up design-led ventures and young designers' design firms/houses.
- (iii) Formulation of schemes for setting up Design Centres/Innovation Hubs in selected locations/industrial clusters/backward states, particularly in the North east;
- (iv) Laying special focus on up gradation

of existing design institutes and faculty resources to international standards, particularly the National Institute of Design (NID) and its new campuses/centres with a view to spreading quality education in design to all regions of India.

- (v) Initiation of action to seek “Deemed University” or “University” under section 3(f) of the University Grants Commission Act, status for NIDs, so that they can award degrees or ‘B. Des.’ and ‘M. Des.’ instead of just diplomas as at present.
- (vi) Encouraging establishment of Departments of design in all the Indian Institutes of Technology (IITs) and all the National Institutes of Technologies (NITs) as well as in prestigious private sector colleges of Engineering and Architectures.
- (vii) Preparation of a mechanism for recognizing and awarding industry achievers in creating a brand image for India design through award of India Design Mark on designs which satisfy key design criteria like originality, innovation, ergonomic features, safety and Eco-friendliness.
- (viii) Facilitating the establishment of a Chartered Society for designers (on the lines of institutions of engineers, the institution of Architects., the Medical Council, the Bar Council, etc.), to govern the registration of Design Professionals and various matters relating to standards setting in the profession.
- (ix) Setting up an Indian Design Council (IDC) with eminent personalities drawn from different walks of life.

1.12.2 The Design Clinic Scheme project being implemented by NID across the country is intended to improve the manufacturing competency of the MSMEs through design intervention to their products and services

and to provide them design edge in the global market and hence supports the Make in India programme of the Government of India.

1.13 Industrial Park Rating System (IPRS)

1.13.1 To further enrich the industrial information system, DPIIT has developed Industrial Park Rating System (IPRS). The Department has released a pilot phase report on “Industrial Park Rating system” enhancing industrial competitiveness at a National Workshop held on 19th November, 2018 in New Delhi. The pilot phase of Industrial Park Rating System (IPRS) considered nominations received from States/UTs and analyzed information/responses received to bring a view on quality and adequacy of industrial infrastructure from Indian perspective. Nominated parks needed to have minimum 25% occupancy.

1.13.2 A total number of 202 Industrial Park nominations were received from 22 States/UTs. 177 parks out of the 202 nominated parks were considered for assessment. Response in respect of 25 parks nominated by States was incomplete. 177 industrial parks were assessed across 34 parameters under four pillars contributing to development of industrial ecosystem viz., Internal Infrastructure and Utilities, External Infrastructure and Connectivity, Business Support Services & Facilities, Environment & Safety Management.

1.13.3 The Industrial Park Rating System is expected to evolve to deliver the following objectives:

- (i) Provide information to prospective tenants and compare parks on various choices of identified parameters
- (ii) Enhance competitiveness of industrial parks and help identify areas of intervention

- (iii) Recognize best practices and promote competitive spirit among park developers and operators
- (iv) Identify requisite policy support to be delivered by state/central government for driving competitiveness of the ecosystem.

1.13.4 Going forward, Industrial Park Rating System (IPRS) is proposed to be translated into an annual exercise with wider coverage of industrial parks assessment across parameters relating to the development of industrial ecosystem. The parameters will be updated on an annual basis to address ongoing investor expectation trends and to bring in deeper qualitative assessment feedback including technological advancement in order to develop Industrial Park Rating System as a tool that enables demand driven interventions both by policy makers and investors effectively.

1.14 IPR (Negotiation and Cooperation)

1.14.1 Department for Promotion of Industry and Internal Trade (DPIIT) is the nodal department for administration of various laws related to Intellectual Property Rights in the country such as Patents, Trade Marks, Industrial Designs, Geographical Indications of Goods, Copyrights, and Semiconductor Integrated Circuits Layout Designs. Being nodal Department for IPR related matters, DPIIT has been vetting number of MoUs / MoCs / MoAs/ Cabinet Notes/NDAs etc. entered into by various Ministries/ Departments of Government of India from IPR angle. The negotiations on IPR Chapter under various International Trade Agreements are also done by DPIIT. Besides, DPIIT is also the nodal department for matters related to World Intellectual Property Organization (WIPO).

1.14.2 The office of the Controller General of Patents, Designs and trademarks (CGPDTM), a subordinate Office under DPIIT, carries out statutory functions related to grant of Patents and registration of Trademarks, Designs and

Geographical Indications. The registration of copyrights is administered by the Registrar of Copyright Office, working under the CGPDTM. It functions out of offices situated in Delhi, Kolkata, Mumbai, Chennai and Ahmadabad, while the Central IP Training Academy is at Nagpur.

1.14.3 The CGPDTM supervises the functioning of the following IP offices:

- (i) The Patent Offices (including the Design Wing) at Chennai, Delhi, Kolkata & Mumbai.
- (ii) The Patent Information System (PIS) and Rajiv Gandhi National Institute of Intellectual Property Management (RGNIIIPM) at Nagpur.
- (iii) The Trade marks Registry at Ahmadabad, Chennai, Delhi, Kolkata & Mumbai.
- (iv) The Geographical Indications Registry (GIR) at Chennai.
- (v) The Copyright Office at Delhi.
- (vi) The Semiconductor Integrated Circuits Layout-Design Registry at Delhi.

1.14.4 Intellectual Property Appellate Board (IPAB): Intellectual Property Appellate Board (IPAB) has been established in the year 2003, under Section 84 of the Trade Marks Act, 1999. The Board hears appeals against the decision of Controller of Patents (under the Patents Act, 1970), and Registrar of Trade Marks (under the Trade Marks Act, 1999) and Geographical Indication cases (under the Geographical Indication & Protection Act, 1999). The Copyright Board and Plant Varieties Protection Appellate Tribunal function under the ambit of IPAB in accordance with their respective Acts and Rules.

1.14.5 Presently, IPAB has its Headquarters at Chennai and conducts its Circuit Bench sittings periodically at Ahmedabad, Delhi, Kolkata and Mumbai.



1.15 Cell for IPR Promotion and Management (CIPAM)

1.15.1 In pursuance of the National IPR Policy 2016, a specialized professional body/Cell for IPR Promotion and Management (CIPAM), was created under the aegis of DPIIT, which has been instrumental in taking forward the objectives and visions of the Policy. Since the adoption of the Policy, CIPAM has worked towards changing the IP landscape of the country, which inter-alia includes:

- (i) IPR Awareness Programs are conducted in over 200 academic institutions for industry, police customs and judiciary.
- (ii) To reach out to rural areas, awareness programs are being conducted using satellite communication (EduSat). In one such programme, 46 rural schools with over 2700 students were reached. Over 300 schools and more than 12,000 students have been reached.
- (iii) More focus is being given to develop e-content and disseminate content through online channels.
- (iv) Content on IPRs has been included in the NCERT curriculum of commerce stream. Work is ongoing to include IPRs in other academic streams too. Competitions have been launched in conjunction with industry for school and college students for developing mobile apps, vides and online games.
- (v) Competition has been launched in conjunction with industry for school and college students for developing mobile apps, videos and online games.
- (vi) India's first IP Mascot-"IP Nani" – has been launched. A series of animated videos on Intellectual Property Rights for school students have been launched in collaboration with European Union Intellectual Property office (EUIPO).

1.16 Productivity and Quality

1.16.1 DPIIT is the nodal department for the promotion of productivity and quality in the industrial sector. The National Productivity Council (NPC) represents India in the Tokyo based Asian Productivity Organization (APO), of which the Government of India is a founder member and implements APO programmes/activities relating to India. NPC undertakes productivity augmentation through domain specific consultancy, training, workshops, seminars and conferences for Government, Public and Private sectors, Productivity related research, Monitoring & Evaluation of various government schemes & projects and information dissemination through collaboration with APO.

1.16.2 The Quality Council of India (QCI), another important organization under this Department, promotes adoption of quality standards relating to Quality Management Systems (ISO 9001 Series), Environment Management Systems (ISO 14001 Series), Food Safety Management Systems (ISO 22000 Series), Product certification and inspection bodies through the accreditation services provided by National Accreditation Board for Certification Bodies (NABCB). Besides NABCB, there are four other boards viz. National Accreditation Board for Education & Training (NABET); National Accreditation Board for Hospitals and Healthcare Providers (NABH); National Accreditation Board for Testing and Calibration Laboratories (NABL); and National Board for Quality Promotion (NBQP), which provide accreditation certification on education, health and quality promotion respectively.

1.17 United Nations Industrial Development Organization (UNIDO) Activities

1.17.1 DPIIT is the nodal Department for all matters related to UNIDO operations in India. UNIDO is a specialized agency of the

United Nations for industrial activities within the United Nation's system. India has been an active member of the organization since its inception. UNIDO has established its presence in India by means of following centres/offices with different mandates viz.

- (i) UNIDO Regional Office (URO) which is headed by UNIDO Representative (UR to India and Asian region and
- (ii) International Centre for Inclusive and Sustainable Industrial Development (IC-ISID), New Delhi

1.17.2 The URO, set up in New Delhi on 1st January 2000, covers seven countries - India, Bangladesh, Sri Lanka, Nepal, Bhutan, Maldives and Afghanistan and acts as a focal point to mobilize knowledge, information and technology for the region.

1.17.3 UNIDO and DPIIT have worked on the preparation of the UNIDO Country Programming Framework 2018-2022. It is foreseen to continue and expand the ongoing work in regards to competitive and resilient MSMEs and climate, environment and resource solutions, complemented with new results areas in regard to inclusive value chains and responsible business and strategy for industrial transformation. These areas support the aims and objectives of the 2017 Industry Policy discussion paper of DPIIT and are aligned with the United Nations Sustainable Development Framework, agreed upon for 2018- 2022 between the United Nations in India and the Government of India, through NITI Aayog.

1.17.4 DPIIT has established a new centre, IC-ISID (International Centre for Inclusive and Sustainable Industrial Development) in collaboration with UNIDO after successful completion of UCSSIC and ICAMT. The centre started its operation from 1st May 2015. The IC-ISID echoes the theme of UNIDO's post-

2015 development agenda i.e. Inclusive and Sustainable Industrial Development which aims to bring the best practices and new & improved manufacturing technology to Indian Industry and share India's experience in cluster based development within the framework of South- South Cooperation. DPIIT has undertaken 4 core projects under IC-ISID related to Leather, Pulp & Paper, Cement and Bicycle Sector. Out of these the Cement and Leather projects have been completed. The Bicycle project, which started w.e.f. 01.01.2017, has been operationally closed on 30.11.2019. The Pulp & Paper project, which started w.e.f. 01.08.2019, is still ongoing and is likely to be completed by 31.07.2022.

1.18 Industrial Development of North Eastern Region (NER)

1.18.1 To promote industrialization in North Eastern Region, the Government of India has notified North East Industrial Development Scheme (NEIDS) - 2017 for the States of North East Region including Sikkim effective from 01.04.2017 to 31.03.2022. The incentives under the scheme include- (i) Central Capital Investment Incentive for Access to Credit (CCIIAC) (ii) Central Interest Subsidy (CIS) (iii) Central Comprehensive Insurance Incentive (CCII) (iv) Goods and Services Tax (GST) Reimbursement (v) Income Tax (IT) Reimbursement (vi) Transport Incentive (TI) and (vii) Employment Incentive (EI).

1.18.2 Under the erstwhile scheme, North East Industrial and Investment Promotion Policy (NEIIPP), 2007 scheme which ended on 31st March, 2017, a total no. of 27,644 industrial units, were set up. These generated employment for 2,28,224 people and attracted an investment of ₹11,466.22 crore in NER states up to 31.03.2017. Since inception of

the scheme, a sum of ₹2,749.04 crore has been released to the States of NER. In the FY 2019-20 (upto 31.12.2019) ₹326.33 crore has been released under the scheme.

1.18.3 The Freight Subsidy Scheme, effective from 22nd January, 2013, is also applicable to the NER States including Sikkim for a period of 5 years. The Scheme has been discontinued, with effect from 22.11.2016. However, Industrial units registered under the scheme prior to discontinuation would be eligible for the benefits of the scheme. Since inception of the scheme, a total of ₹5,312.54 crore (approx.) has been released to the State/ UTs.

1.19 Industrial Development of Lakshadweep and Andaman & Nicobar Island

1.19.1 A newscheme, namely: Lakshadweep and Andaman & Nicobar Island Industrial Development Scheme (LANIDS), 2018, has been notified for the Union Territories of Lakshadweep and Andaman & Nicobar Islands and will remain effective from 01.04.2018 to 31.3.2020. The incentives provided under the scheme are (i) Central Capital Investment Incentive for Access to Credit (CCIIAC) (ii) Central Interest Subsidy (CII) (iii) Central Comprehensive Insurance Incentive (CCII) (iv) Goods and Services Tax(GST) reimbursement (v) Income Tax (IT) reimbursement (vi) Transport Incentive (TI) and (vii) Employment Incentive(EI).

1.19.2. This Scheme is being administered by the Ministry of Home Affairs.

1.20 Programmes for Industrial Infrastructure Development-Modified Industrial Infrastructure Up-gradation Scheme (MIIUS)

1.20.1 Industrial Infrastructure Upgradation

Scheme (IIUS) was launched in 2003 with the objective of enhancing industrial competitiveness of domestic industry by providing quality infrastructure through public private partnership in selected functional clusters/locations, which have the potential to become globally competitive. 37 projects have been approved in the 10th and 11th Five Year Plan under IIUS and these projects have been provided a central assistance of ₹1429.25 crore (up to 31.12.2019) out of sanctioned central grant of ₹1455.64 crore.

1.20.2 'Modified Industrial Infrastructure Up-gradation Scheme (MIIUS)' was notified in July 2013. Under MIIUS, projects have been undertaken to upgrade infrastructure in existing Industrial Parks/ Estates, Areas. Greenfield projects have also been undertaken in backward areas and North Eastern Region (NER). Projects are being implemented by the State Implementing Agency (SIA) of the State Government. Central Grant up to 50% of the project cost with a ceiling of ₹50.00 crore is provided with at least 25% contributions of State Implementing Agency (SIA) and in case of North Eastern States, the central grant and minimum contribution of the SIA are up to 80% and 10% respectively. Under this scheme, 20 projects with central grant of ₹354.91 crore are under implementation, of which 5 projects have been completed. Central assistance of ₹329.58 crore (as on 31.12.2019) has been provided to 20 projects under MIIUS. MIIUS scheme was valid till 31.03.2017 and no new projects are being taken up under this scheme. In the year 2019-20, ₹11.12 crores (as on 31.12.2019) has been disbursed against Revised Estimate (RE) of ₹18.00 crore.

1.21 Industrial Corridors

1.21.1 Government of India is developing Industrial Corridors with the objective of fast-tracking growth and facilitates development of a well- planned and resource - efficient

industrial base served by world-class sustainable connectivity infrastructure, bringing significant benefits in terms of innovation, manufacturing, job creation and resource security to the nation. DMIC Project is the first Industrial Corridor which is being implemented in the country. For coordinated and unified development of industrial corridor projects, Government of India on 7th December 2016, approved expansion of the scope of existing DMIC Project Implementation Trust Fund (PITF) and re-designated it as National Industrial Corridor Development and Implementation Trust (NICDIT).

1.21.2 Presently, following 5 Industrial Corridors have been undertaken for development:

- 1) Delhi Mumbai Industrial Corridor (DMIC);
- 2) Chennai Bengaluru Industrial Corridor (CBIC) with extension to Kochi via Coimbatore;
- 3) Amritsar Kolkata Industrial Corridor (AKIC);
- 4) East Coast Economic Corridor (ECEC) with Vizag- Chennai Industrial Corridor (VCIC) Project as part of phase- I.
- 5) Bengaluru Mumbai Industrial Corridor (BMIC).

1.21.3 The Delhi Mumbai Industrial Corridor (DMIC): This project was launched with the cooperation of Government of Japan. The project is being developed on either side, along the alignment of the 1,504 km long Western Dedicated Freight Corridor (WDFC) between Dadri (UP) and Jawaharlal Nehru Port Trust (JNPT), Navi Mumbai, broadly aimed to develop futuristic industrial cities in India which can compete with the best manufacturing and investment destinations in the world and converging next generation technologies across different sectors thereby creating employment opportunities and

economic growth leading to overall socio-economic development. The project covers six States namely Uttar Pradesh, Haryana, Madhya Pradesh, Rajasthan, Gujarat and Maharashtra.

1.21.4 Delhi Mumbai Industrial Corridor Development Corporation Ltd. (DMICDC) was incorporated in January, 2008 for development, coordination and implementation of the project. The company has an equity stake of 26% by Government of Japan and remaining by Government of India and public financial institutions like HUDCO, IIFCL, LIC. The project has been planned for implementation in phases. Perspective planning for the entire DMIC corridor has been completed. Subsequently master planning and preliminary engineering of the nodes/ cities identified as part of phase-I in the states of Gujarat, Maharashtra, Madhya Pradesh and Uttar Pradesh has also been completed.

1.21.5 The Delhi Mumbai Industrial Corridor (DMIC) Project has made considerable progress in the recent time as Node/City level/ project SPVs have been incorporated and land allotment process have been initiated at the following four locations where construction activities are nearing completion.

- 1) Ahmedabad Dholera Special Investment Region in Gujarat (22.5 sq. kms activation area).
- 2) Shendra-Bidkin Industrial Area in Maharashtra (18.55 sq. kms activation area).
- 3) Integrated Industrial Township Project at Greater Noida in Uttar Pradesh (747.5 acres).
- 4) Integrated Industrial Township Project 'Vikram Udyogpuri' near Ujjain in Madhya Pradesh (1100 acres).

1.21.6 Hon'ble Prime Minister has dedicated Shendra Industrial Area (under DMIC) to the

Nation. 67 plots have been allotted in all the above four(4) nodes. Some of the prominent investors include HAIER (123.7 acres), HYOSUNG (100 acres), AMUL (12 acres) and TATA Chemicals (126 acres). Four major industries have already started production in Shendra.

1.21.7 Apart from the above city/node level projects, following standalone projects are also being implemented as part of phase-1 development of DMIC Project:

- (i) Multi Modal Logistic Hubs at Dadri, Uttar Pradesh and Nangal Chaudhary, Distt.-Mahendragarh, Haryana.
- (ii) Multi Modal Logistic Hubs at Sanand, Gujarat.
- (iii) Multi Modal Transport Hub (MMTH) at Boraki in Greater Noida.
- (iv) Dighi Port Industrial Area in Maharashtra.

1.21.8 Chennai Bengaluru Industrial Corridor (CBIC) Project: The Chennai Bengaluru Industrial Corridor proposes to address infrastructure bottlenecks through a holistic approach while benefiting from the inherent strengths and competitiveness of each of the CBIC states. The perspective plan has been completed for the overall CBIC region and three priority nodes have been identified for further development. These are Krishnapatnam (Andhra Pradesh), Ponneri (Tamil Nadu) and Tumakuru (Karnataka).

1.21.9 For Krishnapatnam node in Andhra Pradesh and Tumakuru node in Karnataka, the project SPVs have been incorporated between NICDIT and respective State Govt(s). Further, the detailed master planning and preliminary engineering for both the nodes have been finalized. Process for obtaining approval of Cabinet Committee on Economic Affairs (CCEA) in respect of Krishnapatnam and Tumakuru is under process.

1.21.10 Amritsar Kolkata Industrial Corridor (AKIC) Project: In order to give a boost to industrial development in the densely populated states of Northern and Eastern India, the Government has commenced project development activities on creating Amritsar Kolkata Industrial Corridor (AKIC). This is proposed to be structured around the Eastern Dedicated Freight Corridor (EDFC) as the backbone. The AKIC will cover seven states namely Punjab, Haryana, Uttar Pradesh, Uttarakhand, Bihar, Jharkhand and West Bengal.

1.21.11 The Perspective Plan for the overall AKIC region has been completed and seven Integrated Manufacturing Clusters (IMCs) sites, one in each AKIC State(s) namely: Gamhariya (Bihar), Rajpura-Patiala (Punjab), Saha (Haryana), Prag-Khurpia Farms (Uttarakhand), Bhaupur (Uttar Pradesh), Barhi (Jharkhand) and Raghunathpur (West Bengal) have been identified. Detailed master planning and preliminary engineering for IMC site in West Bengal is underway. Finalization of Shareholder's Agreement (SHA) and State Support Agreement (SSA) for Raghunathpur with Government of West Bengal and the Land acquisition along with Shareholder's Agreement (SHA) and State Support Agreement (SSA) for Prag-Khurpia Farms with Government of Uttarakhand is under process.

1.21.12 East Coast Economic Corridor (ECEC) with Vizag Chennai Industrial Corridor (VCIC) Project as part of phase-I: East Coast Economic Corridor (ECEC) is India's first coastal corridor with Visakhapatnam-Chennai Industrial Corridor (VCIC) as phase-1 of the project. VCIC is aligned with the Golden Quadrilateral and is poised to play a critical role in driving India's Act East Policy. For VCIC, Conceptual Development Plan (CDP) has been prepared by Asian Development Bank (ADB) and Visakhapatnam, Machilipatnam, Donakonda and Chittoor have been identified for development. Master planning of two prioritized

nodes by the State i.e. Vishakhapatnam and Chittoor have been completed.

1.21.13 Bengaluru Mumbai Industrial Corridor (BMIC) Project: The Bengaluru Mumbai Industrial Corridor (BMIC) is envisioned to facilitate development of a well-planned and resource-efficient industrial base to the two states. Perspective Plan has been completed. Dharwad node in Karnataka has been identified as the priority node for further developments.

1.21.14 India International Convention & Expo Centre (IICC), Dwarka):

1.21.14.1 The Government of India has approved development of India International Convention and Expo Centre (IICC) in Sector-25, Dwarka, New Delhi & allied infrastructure in PPP and non-PPP Mode (including Exhibition & Convention spaces, arena, trunk-infrastructure, Metro/NHAI connectivity, hotels, office and retails spaces etc.) at an estimated cost of ₹25,703 crore by the year 2025. The Government has further approved incorporation of a new Government company as a Special Purpose Vehicle (SPV) for the implementation and development of IICC, Dwarka project with 100% equity from Government through DPIIT. A Special Purpose Vehicle for development of the project i.e. India International Convention and Exhibition Centre Limited (IICC Ltd), a 100 % owned and controlled Company by Government of India represented through DPIIT has been incorporated on 19.12.2017.

1.21.14.2 Phase-1 of the project comprising trunk infrastructure along with Exhibition-cum Convention Centre will be implemented and planned to be commissioned by 2020-21. These will be implemented as non-PPP component. EPC Contractor for Phase-I development and Operator for Exhibition and Convention Centre have been appointed. Phase-2 of the Project comprising of the remaining Exhibition Area will be implemented

by 2025. The PPP components comprising hotels, retail and offices will be implemented by the PPP developers. Hon'ble Prime Minister laid the foundation stone of this project on September 20, 2018. The operator for Exhibition and Convention Centre has been appointed.

1.21.14.3 A MoU has been signed with Delhi Metro Rail Corporation (DMRC) for extension of Airport Express line to IICC Project. The construction work of metro connectivity by DMRC is in progress and Tunneling works under Exhibition Hall – 3 was completed by DMRC and handed over to L&T for further construction works. IDBI Capital Markets & Securities Limited has been appointed as Financial Advisor to assist IICC in raising loan for the project. LoA has been issued to SBI on 31st January 2019 for providing a term loan amounting to ₹2150.16 crore with the approval of Board of IICC. National Council for Cement & Building Material (NCCBM) has been appointed as Third-Party Quality Assurance Agency (TPQA).

1.21.14.4 A MoU was signed with BSES Rajdhani Power Ltd (BRPL) for Bulk power supply to IICC Dwarka. Payment amounting to ₹40 Cr as first installment has been released on 15.01.2019 to BRPL for execution of this work. The work of feeder cable laying up to IICC plot by BSES and procurement of GIS substation has been completed. An amount of ₹92.39 crore has been transferred from IICC to NHAI for onward payment to DDA for transfer of 18.66 acres of land for external road connectivity to IICC being developed by NHAI. Further, an amount of ₹87.50 Cr has been paid to NHAI for this construction works. NHAI has awarded LoA to J. Kumar Infra projects Limited for Package-II of development of Dwarka Expressway (which includes road connectivity to IICC Complex). DDA has permitted IICC Ltd. to plant trees & maintain as Public Park in 34 Ha of land in the green belt adjoining IICC site (South Side).

1.22 Special Package for Industrial Development in Himalayan States - 2017 (IDS-2017)

1.22.1 Earlier Scheme (Special Package I&II): Department of Industrial Policy & Promotion (DIPP) had introduced various concessions for the UT of Jammu & Kashmir, UT of Laddakh, namely, J&K package-I from June, 2002 to 14th June, 2012 and J&K package-II, from 15th June, 2012 to 14th June, 2017 to boost up industrialization. For the States of Himachal Pradesh and Uttarakhand, various concessions were introduced by the DIPP for a period of ten year from 7.1.2003 to 6.1.2013. Thereafter revised scheme namely Package-II was effect from 07.03.2013 to 31.03.2017.

1.22.2 Progress made during the current year: A total amount of ₹131.75 Cr. got released during the current year 2019-20. ₹79.70 crore to 492 industrial units (UT of J & K and UT of Laddakh), ₹31.01 crore to 133 industrial units (Himachal Pradesh) and ₹21.04 crore to 107 industrial units (Uttarakhand).

1.22.3 Current Scheme: Industrial Development Scheme (IDS) 2017 for UT of J&K, UT of Laddakh and States of Himachal Pradesh & Uttarakhand: To boost up industrialization in the Himalayan States, DPIIT have launched new Industrial Development Scheme (IDS) for UT of J&K, UT of Laddakh w.e.f. 15.06.2017 up to 31.03.2020 and IDS for Himachal Pradesh and Uttarakhand w.e.f. 01.04.2017 to 31.03.2022. For the UT of J&K and UT of Laddakh extension of scheme beyond 31.03.2020 will be considered after evaluation of the scheme. The Scheme includes the following incentives:

- (i) Central Capital Investment Incentive for access to credit (CCIIAC)
- (ii) Central Comprehensive Insurance Incentive (CCII)

- (iii) Central Interest Incentive (CII) (Only for J&K)

1.22.4 Additional Benefits for J& K: The Government of India has extended the following additional benefits for the State of J&K (now UT of J&K and UT of Laddakh). vide notification 2(2)/2018-SPS dated 01.01.2019 with effect from 15.06.2017.

- 1) GST reimbursement
- 2) Income Tax Reimbursement
- 3) Transport incentive
- 4) Employment Incentive

1.22.5 Progress made: The following progress has been made during 2019:

- a) An online portal developed for registration of new Industrial units under the Scheme.
- b) 499 (Union Territory of J&K-87, Union Territory of Laddakh- 3, HP- 256 and Uttarakhand-153) industrial units have already been registered by Empowered Committee.

1.23 Scheme of Budgetary Support to the eligible units located in the UT of J&K, UT of Laddakh, States of Uttarakhand, Himachal Pradesh and North Eastern States including Sikkim under GST Regime.

1.23.1 Pursuant to the decision of the Cabinet Committee on Economic Affairs to pay financial support to the industrial units that are already availing excise duty exemptions Department for Promotion of Industry and Internal Trade (DPIIT) has notified a scheme of Budgetary Support to the eligible units located in the then State of Jammu & Kashmir (now UT of J&K and UT of Laddakh), States of Uttarakhand, Himachal Pradesh and North Eastern States including Sikkim under Goods and Service Tax Regime on 05.10.2017.

It will remain in force from 01.07.2017 till 30.06.2027.

1.23.2 The Scheme is offered as a measure of goodwill to continue committed liability for the residual period out of a total of 10 years. Under this new Scheme, budgetary support to the extent of Central Government's share in the CGST collected from the industrial units is to be provided. Under the Scheme 2192 units have so far applied for registration. The Budget Estimate for F.Y. 2019-20 for the scheme is ₹1700/- crore. In the F.Y. 2019-20, DPIIT authorized CBIC ₹1700/- crore to refund to the industrial units. Till 24.01.2020, a sum of ₹1697.63 crore has been disbursed by CBIC to eligible registered units under the Scheme.

1.23.3 As per Scheme guidelines, one time inspection of units is to be conducted. To carry out this huge task, 95 teams have been formed by DPIIT comprising of representatives from sectoral Ministries, CGST authorities and State authorities.

1.24 National Plan for Manufacturing Clusters (NPMCs)

1.24.1 The Group of Secretaries on Commerce and Industry formed by the Government in September 2016 recommended that NITI Aayog may coordinate and develop a comprehensive National Plan for Manufacturing Clusters in collaboration with the respective Ministries and States.

1.24.2 The objective of the National Plan is to bring about convergence in the multiple models of development of industrial clusters by the Central Government and State Governments so as to affect better cost efficiency and optimal utilization of resources.

1.24.3 In accordance with the recommendations of the Groups of Secretaries, the Department for Promotion of Industry & Internal Trade has developed Industrial Information ([URL:www.ncog.gov.in/IIS](http://www.ncog.gov.in/IIS)), in

coordination with National e-Governance Division, Ministry of Electronics & Information Technology (MeiTY) and Bhaskaracharya Institute for Space Applications and Geo-Informatics (BISAG) to assimilate information of industrial infrastructure across the country. The Beta Version of IIS was made open to public on 15th May 2017.

1.24.4 Information on the said portal has been entered and is periodically updated by Central Government, Ministries, Departments and State Governments. IIS provides GIS enabled database of industrial areas including clusters, parks, nodes, zones etc. across the country. The portal also serves as a Decision Support System for effective planning and industrial investment. A GIS layer regarding agricultural and horticultural raw material availability has also been added. The GIS mapping features help identify presence of industrial clusters like light engineering, heavy machinery manufacturing, automobile and allied parts manufacturing, textiles, food processing, electronics, etc.; their distances from key logistic points, incentive schemes offered to strengthen the existing framework.

1.24.5 Over the period, the IIS web portal has evolved and presently, nearly 3355 parks/clusters covering about 4.75 lakh hectare land have been mapped on the system. A series of video conferences were conducted in this regard for stakeholder consultations. Workshops and hands-on training sessions were organized by DPIIT in the respective States to facilitate smooth data entry and transfer of knowledge.

1.24.6 IIS is an open web portal that can benefit multiple stakeholders including various government stakeholders, industrial park developers, industries and investors by providing updated information regarding the land available in different industrial parks, their potential, their occupancy, incentives

available therein. In other words, there will be complete transparency, accountability and system to put an end to the problem of information asymmetry.

1.25 Specific Industries Administered by DPIIT

1.25.1 The Department monitors industrial growth and production in general and in select industrial sectors such as leather, cement, paper and pulp, tyre and rubber, light electrical industries, consumer goods, consumer durables, light machine tools, light industrial machinery, light engineering industries etc. as indicated in the allocation of Business Rules, 1961.

1.25.2 Indian Footwear, Leather & Accessories Development Programme (IFLADP) is a Central Sector Scheme approved for implementation during 2017-18 to 2019-20 with total outlay of ₹2600/- crore. The scheme aims at development of infrastructure for the leather sector, address environment concerns specific to the leather sector, facilitate additional investments, employment generation and increase in production.

1.26 Investment Promotion and International Cooperation

1.26.1 The Department plays an active role in investment promotion and facilitation through dissemination of information on the investment climate and opportunities in India and by advising prospective investors about investment policies and procedures and opportunities. International Co-operation for industrial partnerships is solicited through both bilateral and multilateral arrangements. It also coordinates with apex industry associations like Federation of Indian Chambers of Commerce and Industry (FICCI). Confederation of Indian Industry (CII), the Associated Chambers of Commerce and Industry (ASSOCHAM), etc;

in their activities relating to promotion of industrial cooperation, both through bilateral and multilateral initiatives intended to stimulate the inflow of foreign direct investment into India.

1.27 Monitoring of Industrial Activity, Production and Prices

1.27.1 DPIIT monitors the performance of the industrial sector by collating information from Industrial Entrepreneurs' Memorandum (IEM), Industrial License, Letter of Intent (LOI), Foreign Investment data and Industrial production returns. The Department also compiles and prepares Index of production of 8 core infrastructure industries on a monthly basis. Besides, the Department publishes the monthly Wholesale Price Index (WPI) which forms the basis for official information on inflation.

1.28 National Medical Devices Promotion Council

1.28.1 The Medical Devices Industry (MDI) plays a critical role in the healthcare ecosystem and is indispensable to achieve the goal of health for all citizens of the country. A National Medical Devices Promotion Council has been setup in December, 2018. As Indian manufacturing companies and startups move towards creating innovative products, the setting-up of the Council will spur domestic manufacturing in this sector.

1.28.2 The Council is headed by Secretary, DPIIT. Apart from the concerned departments of Government of India, it will also have representatives from health care industry and quality control institutions. Andhra Pradesh MedTech Zone, Visakhapatnam, will provide technical support to the Council. The National Medical Devices Promotion Council will have the following objectives and activities:

- (i) Act as a facilitating and promotion &

- developmental body for the Indian MDI.
- (ii) Hold periodic seminars, workshops and all related networking activities to garner views of the industry and understand best global practices in the sector and deliberate on various parameters for inclusion in the industrial and trade policies in medical devices.
 - (iii) Identify redundant processes and render technical assistance to the agencies and departments concerned to simplify the approval processes involved in medical device industry promotion & development.
 - (iv) Enable entry of emerging interventions and support certifications for manufacturers to reach levels of global trade norms and lead India to an export driven market in the sector.
 - (v) Support dissemination and documentation of international norms and standards for medical devices, by capturing the best practices in the global market and facilitate domestic manufacturers to rise to international level of understanding of regulatory and non-regulatory needs of the industry.
 - (vi) Drive a robust and dynamic Preferential Market Access (PMA) policy, by identifying the strengths of the Indian manufacturers and discouraging unfair trade practices in imports; while ensuring pro-active monitoring of public procurement notices across India to ensure compliance with PMA guidelines of DPIIT and Department of Posts (DoP).
 - (vii) Undertake validation of Limited Liability partnerships (LLPs) and other such entities within MDI sector, which add value to the industry strength in manufacturing to gain foot hold for new entrants.
 - (viii) Make recommendations to government

based on industry feedback and global practices on policy and process interventions to strengthen the medical technology sector, including trade interventions for related markets.

1.29 E-Commerce

1.29.1 Department for Promotion of Industry and Internal Trade (DPIIT) is responsible for matters related to E-Commerce, including formulation of e-commerce policy, conduct and follow the recommendations of the Standing Group of Secretaries (GoS) on e-commerce, stakeholder interactions, inter-departmental coordination on cross cutting aspects of e-commerce and analysis of discussion papers thereof. The draft National e-commerce Policy was placed in public domain on February, 23, 2019 for receiving stakeholder's comments and so far about 120 comments have been received on the same.

1.29.2 This Department is also responsible for putting forward India's position at International forums such as WTO, G20, India- Peru Trade Negotiations, Shanghai cooperation Organization (SCO) etc and was the negotiating lead for e-commerce at the Regional Comprehensive Economic Partnership (RCEP).

1.30 Internal Trade

1.30.1 The Department of Industrial Policy and Promotion was renamed as Department for Promotion of Industry and Internal Trade (DPIIT) in January, 2019 and designated as nodal department for Internal Trade as per Gazette Notification dated 27.01.2019, S.O. 503(E), Government of India (Allocation of Business) Rules, 1961. Additional responsibilities for promotion of Internal Trade, including Retail and Welfare of Traders and their Employees, were assigned to DPIIT.

1.30.2 A National Traders' Welfare Board

(NTWB) has been constituted for the following objectives:-

- (i) To identify policy measures to achieve the objective of welfare of traders and their employees.
- (ii) To suggest simplifications in the Acts and rules applicable to traders.
- (iii) To make recommendations to reduce the compliance burden of traders.
- (iv) To improve access to funds for traders.
- (v) To make recommendations regarding social security benefits like insurance, pension, healthcare etc, for traders and their employees.
- (vi) To make recommendations to address any other problems and issues of traders and their employees.

1.31 Technical Regulation

1.31.1 For ensuring human safety, environment protection and availability of quality products to consumers, this Department is in the process of formulating Technical Regulations in respect of various items. Technical Regulations, inter-alia will also help in curbing import of substandard products in country. Technical Regulations are governed under BIS Act, 2016. During 2019, DPIIT has initiated 15 Quality Control Orders (QCOs) concerning 42 products; 6 QCO's covering 24 products have been notified, in respect of LPG stove, transparent Float glass, plugs & sockets, meter, air conditioner, cables, pressure cooker etc. Remaining products like Safety glass, flat transparent sheet glass, house-hold

products, plain copier paper etc will be notified shortly.

1.31.2 Technical Regulations for New Products: Department of Commerce has given 58 new Tariff Lines for formulation of Technical Regulations. DPIIT has initiated action for the same.

1.31.3 Development Councils for promotion & Growth of Industries: Under Industrial (Development & Regulation Act, 1951, the Department has given the responsibility for setting up Development councils for Scheduled Industries to help provide a forum for discussion on Policy strategies and formulation. In keeping the above stated objective of the Department to guide the growth & development of industries, following Development Councils merit a mention:-

- (i) Foundry Development Council: It was constituted for Foundry Industry in 2014 and re-notified in 2017 for a period of 2 years. It will be re-notified again.
- (ii) Bicycle Development Council: Bicycle Development Council has been notified on 15.11.2019.

1.32 Other activities of the Department during 2019-20

1.32.1 Some of other activities of DPIIT undertaken during the year such as participation in 'Swachhata Hi Sewa Campaign', 'National Run for Unity' and 'Celebration of Constitutional Day' have been briefly indicated in the **APPENDIX-III**.

Industrial Promotion

2.1 Make in India

2.1.1 The initiative was launched in September, 2014 as a national effort towards making India an important investment destination and a global hub for manufacturing, design and innovation. The program is based on four pillars namely New Processes, New Infrastructure, New Sectors and New Mindset.

2.1.2 The initiative has been built on layers of collaborative effort of all stakeholders. Action plans were put in place for 21 sectors covering infrastructure, manufacturing and services. The Action plans include initiatives for infrastructure creation; Ease of Doing Business; innovation and R&D; fiscal incentives and skill development.

2.1.3 Make in India initiative is now focused on 27 sectors - 15 manufacturing sectors and 12 champion service sectors. The sectoral plans for manufacturing sectors are coordinated in DPIIT while the sectoral plans for services are coordinated by the Department of Commerce in convergence with the Champion Services Sector initiative.

2.2 Industrial Licensing

2.2.1 The list of items covered under Compulsory Licensing is reviewed on an ongoing basis. Presently, there are no items reserved for exclusive manufacture by Small Scale Sector. Presently, only following, two industries are reserved exclusively for the public sector:

- i. Atomic Energy (Production, separation or enrichment of special fissionable materials and substances and operation of the facilities) and,
- ii. Railway Operations only: Private investment has been allowed in Railways for other construction, operation and maintenance activities.

2.2.2 Currently, only following four industries require an industrial licence:

- i. Cigars and cigarettes of tobacco and manufactured tobacco substitutes; (However, licences for these items are not being issued on health grounds)
- ii. Electronic aerospace and defence equipment;
- iii. Industrial explosives including detonating fuses, safety fuses, gunpowder, nitrocellulose and matches;
- iv. Specified hazardous chemicals i.e. (a) Hydrocyanic Acid and its derivatives, (b) Phosgene and its derivatives and (c) Isocyanates and diisocyanates of hydrocarbon, not elsewhere specified (example methyl Isocyanate).

2.2.3 The following measures have also been taken up by Government for easing the process of Industrial Licensing:

- i. Period of validity of Industrial Licence in general has been extended from 2 years to 3 years. As a measure of further ease of doing business, two extensions of two

- years each in the initial validity of three years of the Industrial Licence shall be allowed up to seven years.
- ii. Guidelines have been issued to streamline the processing of applications for grant of extension of validity of Industrial Licence.
 - iii. Partial commencement of production is treated as commencement of production of all the items included in the licence.
 - iv. The advanced version of National Industrial Classification (NIC-2008) has been adopted, which is a superior/sophisticated industrial classification.
 - v. The 'Security Manual for Licensed Defence Industry' has been issued. With the issue of the Security Manual, the requirement of affidavit from the applicants has been done away with.
 - vi. Restriction of annual capacity in the Industrial Licence for Defence Sector has been removed under Industries(Development & Regulation) Act, 1951.
 - vii. Licensee has been allowed to sell the defence items to the government entities under the control of MHA, PSUs, State Governments and other Defence Licensee companies without approval of Department of Defence Production.
 - viii. Mapping of Sector specific FDI policy with NIC 2008 code has been completed and Press Note issued.
 - ix. Initial validity of Industrial Licence for Defence Sector has been increased in phases from the earlier validity period of 2 years to 15 years now, further extendable up to 18 years, under Industries (Development & Regulation) Act, 1951. It was done as a measure to further promote ease of doing business, in view of the long gestation period of defence contracts to mature.
 - x. Licensee has been allowed to manufacture enhanced capacity up to fifteen percent of the existing capacity with prior intimation to the licensing authority under Arms Act, 1959.
 - xi. Vide MHA Notification No. G.S.R. 1342(E), dated 27.10.2017, it has inter alia been stipulated that a licence granted in Form VII for manufacture and/or proof-test of arms and ammunition under Arms Act 1959, shall be valid for the life time of the licensee company, provided that the licensee shall be required to setup the facility for manufacture or proof test of arms and/or ammunition, recruit technical and administrative staff, develop and proof-test prototypes of arms and ammunition, conduct trial runs and any other activity related to the setting up of the facility for the manufacture or proof-test of arms and ammunition, within a period of seven years from the date of grant of a licence. The licensing authority may extend the period of seven years by a further period of three years on the basis of a written representation received from the licensee and after recording reasons for granting such an extension. The above is with the condition that if during the period of seven years or the extended period of three years, as the case may be, the licensee fails to set up the manufacturing or proof-test facility or is unable to take other operating steps required for starting commercial production, the licence shall be suspended or revoked.
 - xii. A new online portal has been developed for facilitating filing of online applications for Industrial Licence under Industries (Development & Regulation)-IDR Act 1951/Arms Act 1959. The link of the portal is <https://services.dipp.gov.in>. This online portal is available for Public with effect from 16.10.2018 for filing

applications.

- xiii. Subsequent to issue of MHA Notification No. S.O. 6203(E) dated 14.12.2018, Defence products list requiring compulsory licence from DPIIT under Industries (Development & Regulation) Act, 1951 and Arms Act, 1959 has been pruned, and DPIIT Press Note 1(2019 Series) dated 01.01.2019 has been issued. This is in supersession of DPIIT Press Note 3(2014 Series) dated 26.06.2014. With issue of Press Note 1(2019 Series), the licensing in defence sector has been further liberalized.
- xiv. To facilitate further ease of doing business in Industrial Licensing Press Note 2(2019 Series) dated 11.09.2019 has been issued clarifying that No Industrial Licence/Arms Licence is required for manufacture of any parts or accessories in Defence Sector, unless they are specifically listed in any of the Annexures of Press Note 1(2019 Series). This shall not apply to issue of Arms Licence for small arms by MHA.
- xv. Press Note 3(2019 Series) dated 11.09.2019 was issued thereby withdrawing Press Note 17(1984 Series).
- xvi. Final notification regarding Amendment in the Registration and Licensing of Industrial Undertaking Rules, 1952 under Industries (Development & Regulation) Act, 1951 was published vide Notification No. G.S.R 637(E) dated 04.09.2019 and the Registration and Licensing of Industrial Undertaking Rules, 2019 has been laid on table of the Houses of Parliament in the Winter Session 2019.

2.3 Foreign Direct Investment (FDI)

2.3.1 Foreign Direct Investment (FDI) is a major driver of economic growth and a

source of non-debt finance for the economic development of India. It has been the endeavor of the Government of India to put in place an enabling and investor friendly FDI Policy. The intent has been to make the FDI policy more investor friendly and remove the policy bottlenecks that have been hindering the investment inflows into the country.

2.3.2 FDI Policy

2.3.2.1 DPIIT is mandated with the task of formulation of FDI policy of the Government of India. The policy pronouncements on FDI are made by DPIIT through Press Notes and based on the policy pronouncements made by DPIIT, necessary notifications are issued under Foreign Exchange Management Act, 1999. The Department also maintains data on inward FDI into India based upon the remittances reported by the Reserve Bank of India (RBI).

2.3.2.2 FDI in India is permitted either through the automatic route or the government approval route. It has been the intent and objective of the Government of India to attract and promote Foreign Direct Investment and make FDI policy regime more investor friendly, in keeping with national interests. In line with its stated objective, the Government has put in place a transparent, predictable and easily comprehensible policy framework on FDI. Further, FDI policy regime has been liberalized continuously over the years wherein FDI up to 100% is permitted under automatic route in most sectors/activities. It has been the endeavor of the Government to ensure that India remains a favorable and attractive Investment destination.

2.3.2.3 The country has registered highest ever FDI Inflow of US \$ 62.00 billion during the financial year 2018-19. The FDI worth US\$ 284 billion has been received in last five years. FDI brings in resources, the latest technology and best practices to push economic growth on to a higher trajectory.

2.3.2.4 The extant FDI Policy framework follows a negative list approach wherein only a select few sectors have been specified in the FDI Policy document, and barring these, FDI upto 100% under the automatic route is permitted in all other sectors. The select few sectors that are laid down in the FDI policy document are the regulated sectors. These include sectors where FDI is permitted under automatic route but with certain conditionalities. In addition, there are sectors, where FDI limit is capped below 100%, and FDI may be allowed with/without conditions. Lastly, sectors where FDI is permitted through Government approval route have been included in the FDI policy document. In respect of sectors where FDI is permitted under automatic route, no separate permission is required from the Government. For sectors where FDI is allowed under automatic route but with conditionalities, the investee entity has to be self-compliant in respect of such conditions laid down in the policy. For FDI under Government approval route, a well-established, transparent and time-bound mechanism has been laid down.

2.3.2.5 The FDI policy is regularly reviewed on an ongoing basis, with a view to make it more investor-friendly. Government plays an active role in investment promotion through dissemination of information on the investment climate and opportunities in India and by advising prospective investors about investment policies and procedures and opportunities. FDI policy in its present shape has evolved over the years, with the intent of making it simpler and easier to promote larger volumes of foreign investment inflows into the country. During the course of FDI policy formulation and subsequent amendments, intensive consultations are held with concerned stakeholders. These include other Ministries/ Departments, RBI, law firms, consultants, industry associations etc.

2.3.3 Liberalization & FDI Policy Reforms

2.3.3.1 In 2015-16, with a view to provide ease of doing business, licensed and non-sensitive activities were placed under automatic route and investment caps were raised. FDI policy provisions were radically overhauled across sectors such as Construction Development, Broadcasting, Retail Trading, Air Transport, Insurance and Pension among others. In addition, initiatives such as introduction of composite caps in the FDI policy and raising the FIPB approval limit were also undertaken to promote ease of doing business in the country.

2.3.3.2 The measures towards FDI policy liberalization and reforms continued in the last financial year. A paradigm shift was made in the FDI policy on retail and other financial services sector. For retail trading of food products, the Government permitted 100% FDI with the condition that such food products have to be manufactured and/or produced in India. The measure promotes domestic industry, creates local jobs and helps in conserving valuable foreign exchange. In the Financial services sector, Government promulgated that any financial sector activity which is regulated by a financial sector regulator will be eligible for 100% FDI under automatic route, and approval would be needed only for unregulated financial sector activities. During the last financial year, FDI policy reforms were also undertaken in other sectors such as Defence, Airport Infrastructure, Broadcasting, Animal Husbandry and Retail Trading. The path breaking reform measures taken by the Government have resulted in increased FDI inflows in the country, which year after year is setting up new records. FDI inflows in India stood at US \$ 45.15 billion in 2014-2015 and have increased since then. Country registered its highest ever FDI Inflow of US \$ 62.00 billion during the financial year 2018-19, a new all-time high.

2.3.3.3 FDI equity and total FDI inflow in last five years is given below:

(Amount in US\$ billion)

S. No.	Financial Year	FDI Equity Inflow	Total FDI Inflow
1.	2014-15	29.74	45.15
2.	2015-16	40.00	55.56
3.	2016-17	43.48	60.22
4.	2017-18 (P)	44.86	60.97
5.	2018-19 (P)	44.37	62.00

Source : RBI. (P) Data is provisional.

2.3.3.4 Continuing on the path of FDI liberalization and simplification, in January, 2018, Government has carried out FDI reforms across various sectors. 100% FDI under automatic route has been permitted for entities engaged in Single Brand Retail Trading. It has also been clarified in the FDI policy that 'real estate broking service' does not amount to real estate business and is therefore, eligible for 100% FDI under automatic route. Government has also permitted foreign investment up to 49% under approval route in M/s Air India Ltd. FDI reforms have also been undertaken in sectors such as Power Exchanges, issuance of equity against pre-incorporation expenses/import of capital goods/machinery/equipment (excluding second-hand machinery). The Government vide Press Note 4(2019) series dated 18.09.2019 has liberalized FDI policy in the Coal Mining, Contract Manufacturing, Single Brand Retail Trading and Digital Media.

2.3.3.5 Further, in order to simplify the approval process of foreign investment, a new Investment Regime for FDI approvals has been put in place. The Foreign Investment Promotion Board (FIPB) has been abolished by the government. FIPB was an inter-ministerial body that used to consider FDI proposals under approval route, wherein final approval was

granted by Finance Minister/ CCEA. Under the new Regime, process for granting FDI approvals has been simplified wherein the work relating to processing of applications for FDI and approval of the Government thereon under the extant FDI Policy and FEMA, is now handled by the concerned Ministries/ Departments in consultation with the Department for Promotion of Industry & Internal Trade (DPIIT). DPIIT is the nodal Department for approvals in case of Single Brand Retail Trading (for products having state of art and cutting edge technology), Multi Brand Retail Trading, Food Product Retail Trading, NRI/ EOU investments. Cases pertaining to issue of shares against capital goods/machinery/preoperative and pre-incorporation expenses will also be processed by DPIIT.

2.3.4 Foreign Investment Facilitation Portal: A new Investment portal, Foreign Investment Facilitation Portal, has been operationalized by DPIIT. The Foreign Investment Facilitation Portal is the new online single point interface of the Government of India for investors to facilitate Foreign Direct Investment. This portal is being administered by DPIIT and the portal will continue to facilitate the single window clearance of applications which are through approval route. DPIIT has also issued the Standard Operating Procedure (SOP) for processing of applications and decision of the Government under the extant FDI policy. The SOP provides for time bound processing of FDI proposals by the concerned Ministries/ Departments.

2.4 Industrial Promotion

It has been continuous endeavour of the Department for Promotion of Industry and Internal Trade to make its functioning Industry friendly. The Industrial Entrepreneur Memorandum Section is ISO9001:2008 certified for maintaining the Quality Policy.

2.4.1 Industrial Entrepreneur Memorandum (IEM)

2.4.1.1 As per the liberalized policy in place since 1991, all non-MSME Industrial undertakings (with an investment above ₹10 crore in Plant and machinery for manufacturing sector and more than ₹5 Crore for service sector) which are exempt from obtaining an industrial licence are required to file an Industrial Entrepreneur Memorandum (IEM) with the Secretariat for Industrial Assistance.

2.4.1.2 As a measure to facilitate ease of doing business, filing of online IEMs under e-BIZ has been initiated since January 2014 and new portal in place of e-BIZ portal has been launched on 1st November 2018 as G2 B Portal. This means that the entrepreneurs do not need to visit to Udyog Bhavan, N.Delhi and can apply for IEM online on 24X7 basis. An acknowledgement is issued within 48 hrs on receipt of Part 'A' of the IEM form and no further approval is required, under the Industries (D&R) Act, 1951. Relevant information is uploaded on website of the Department and is available in public domain. Immediately after commencement of commercial production, Part 'B' of the IEM is required to be filed and it is also issued within 48 hours without approval. It is an acknowledgement of information on capacity, location, investment and item of manufacture.

2.4.1.3 Filing an IEM is primarily for the purpose of collecting data for the delicensed sector on proposed investment, and type of industrial activity. It is also useful for the purpose of conducting a limited scrutiny mainly to preclude manufacturing of a compulsory licensable item by IEM route.

2.4.1.4 Since August 1991 a total of 1,05,782 IEMs with proposed investment of ₹1,27,77,351 crore are on record as on 31.12 2019. Statewise and sectorwise lists of IEMs filed during the last five years on a year-wise basis are at **Appendices IV and V.**

2.4.1.5 Since the inception of the IEM scheme in August 1991 till December 2019, a total of 14,742 units have formally intimated commencement of commercial production. The investment reported in respect of these IEMs is ₹29,17,554 crore. The Statewise report of implementation of IEMs for the last five years is at **Appendix- VI.**

2.5 Industrial Investment Intentions

2.5.1 The Industrial Investment information maintained by the Department of Industrial Policy and Promotion covers the non-MSME category Industrial Entrepreneur Memoranda for the delicensed sector and Direct Industrial Licences (DIL) for licensable sector.

2.5.2 The information on Industrial Investment, information on IEMs filed on daily basis etc is being disseminated through this Department' website for the information of the investors which leads to transparency and accountability of the functioning of this division.

2.6 Industrial Performance

2.6.1 The Index of Industrial Production (IIP), measuring industrial performance monitors production in Manufacturing, Mining and Electricity sectors and also in use-based groups such as Primary goods, Capital goods, Intermediate goods, Infrastructure/construction goods, Consumer durables and Consumer non-durables. IIP registered growth rate of 3.8 per cent on account of growth in Electricity generation (5.2 per cent), Manufacturing (3.9 per cent) and Mining (2.9 per cent) in 2018-19. As per the use-based classification, Primary goods, Capital goods, Intermediate goods, Infrastructure/construction goods, Consumer durables and Consumer non-durables registered growth of 3.5 per cent, 2.7 per cent, 0.9 per cent, 7.3 per cent, 5.5 per cent and 4.0 per cent respectively during the same period.

2.6.2 IIP registered cumulative growth of 0.5 per cent during the period April to October, 2019-20 over corresponding period of previous year. The Index of Manufacturing, Mining and Electricity sector grew by 0.5 per cent, (-) 0.4 per cent and 1.6 per cent respectively during April to October, 2019-20 over corresponding period of previous year. As per the Use-based classification, for the period April-October, 2019-20, Primary goods, Intermediate goods,

and Consumer non-durables registered positive growth of 0.2 per cent, 11.3 per cent and 4.3 per cent respectively, whereas, the index of Capital Goods, Infrastructure/construction goods, Consumer Durables registered negative growth of (-) 12.0 per cent, (-) 2.4 per cent and (-) 7.0 per cent respectively. The details of sector-wise and use-based category-wise performance are given in Table 2.1.

Table: 2.1 Annual Growth Rate of Industrial Production

(Base: 2011-12)

(Figures in per cent)

Sectors	Weight	2012-13	2013-14	2014-15	2015-16	2016-17	2017-18	2018-19	2019-20 (Apr-Oct)
Mining	14.37	-5.3	-0.1	-1.4	4.3	5.3	2.3	2.9	-0.4
Manufacturing	77.63	4.8	3.6	3.8	2.8	4.4	4.6	3.9	0.5
Electricity	7.99	4.0	6.1	14.8	5.7	5.8	5.4	5.2	1.6
Overall	100.00	3.3	3.3	4.0	3.3	4.6	4.4	3.8	0.5
Use-based Classification									
Primary goods	34.05	0.5	2.3	3.8	5.0	4.9	3.7	3.5	0.2
Capital goods	8.22	0.3	-3.7	-1.1	3.0	3.2	4.0	2.7	-12.0
Intermediate goods	17.22	5.1	4.6	6.1	1.5	3.3	2.3	0.9	11.3
Infrastructure/construction goods	12.34	5.4	5.7	5.0	2.8	3.9	5.6	7.3	-2.4
Consumer durables	12.84	4.9	5.6	4.0	3.4	2.9	0.8	5.5	-7.0
Consumer non-durables	15.33	6.1	3.7	3.8	2.6	7.9	10.6	4.0	4.3
IIP	100.00	3.3	3.3	4.0	3.3	4.6	4.4	3.8	0.5

Source: National Statistical Office

2.6.3 Industrial Performance during the year 2019-20

2.6.3.1 Overall IIP grew by 0.5 per cent. The decline in performance of industry was basically due to under performance of industry in the last quarter of the year 2019-20. For the

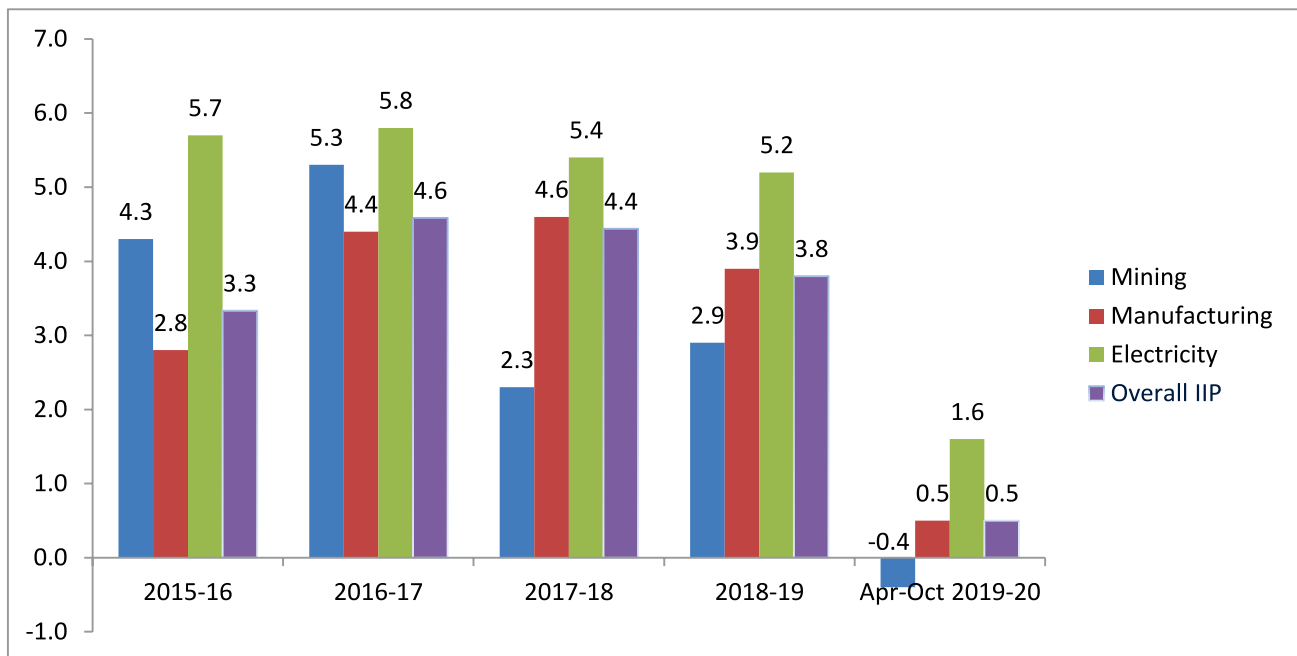
year 2019-20, Manufacturing sector, as per IIP has also recorded a growth rate of 0.5 per cent. Electricity generation has grown by 1.6 per cent and Mining sector registered growth of (-) 0.4 per cent for the same period. As per the provisional estimates of Gross Value

Added (GVA) released by NSO, Industry Gross Value Added (GVA) is estimated to grow by 6.9 per cent for 2018-19 in comparison to the increase of 5.9 per cent registered in 2017-18. The Manufacturing sector GVA is also estimated to grow by 6.9 per cent in 2018-19.

2.6.3.2 As per the 2-digit classification, industry groups registering positive growth rates are namely, Manufacture of food products,

Manufacture of beverages, Manufacture of tobacco products, Manufacture of wearing apparel, Manufacture of wood and products of wood and cork, except furniture; manufacture of articles of straw and plaiting materials, Manufacture of chemicals and chemical products, Manufacture of pharmaceuticals, medicinal chemical and botanical products and Manufacture of basic metals. Year-wise IIP based growth rates for major sectors is depicted in the **graph 2.1**.

Graph 2.1: Year-wise IIP based Sectoral growth rates (in per cent)



Source: NSO

2.6.4 Performance of Eight Core Industries

2.6.4.1 The Index of Eight Core Industries (ICI) monitors production of eight core industries i.e. Coal, Crude Oil, Natural Gas, Refinery Products, Fertilizers, Steel, Cement and Electricity every month. These eight industries have combined weight of around 40.27 per cent in Index of Industrial Production (IIP). ICI is released 12 days prior to the release of IIP by NSO. The growth rates for Eight Core Industries since 2012-13 are given in Table 2.2.

2.6.4.2 During the year 2018-19, the Index of Eight Core Industries registered growth of 4.4 per cent. The production of Coal, Natural Gas, Refinery Products, Fertilizers, Steel, Cement and Electricity registered positive growth.

2.6.4.3 During the year 2019-20, Index of Eight Core Industries registered growth of 0.2 per cent. The production of Fertilizers, Steel and Electricity registered positive growth.

Table 2.2: Growth Rate of Eight Core Industries

(Figures in per cent)

Sector	Weight	2012-13	2013-14	2014-15	2015-16	2016-17	2017-18	2018-19	2019-20 (Apr-Oct.)
Coal	10.3335	3.2	1.0	8.0	4.8	3.2	2.6	7.4	-5.8
Crude Oil	8.9833	-0.6	-0.2	-0.9	-1.4	-2.5	-0.9	-4.1	-5.8
Natural Gas	6.8768	-14.4	-12.9	-5.3	-4.7	-1.0	2.9	0.8	-2.6
Refinery Products	28.0376	7.2	1.4	0.2	4.9	4.9	4.6	3.1	-1.7
Fertilizers	2.6276	-3.3	1.5	1.3	7.0	0.2	0.03	0.3	2.6
Steel	17.9166	7.9	7.3	5.1	-1.3	10.7	5.6	5.1	6.7
Cement	5.3720	7.5	3.7	5.9	4.6	-1.2	6.3	13.3	-0.6
Electricity	19.8530	4.0	6.1	14.8	5.7	5.8	5.3	5.2	1.5
Overall Index	100.0000	3.8	2.6	4.9	3.0	4.8	4.3	4.4	0.2

Source: Office of the Economic Adviser, DPIIT

Regulatory Reforms- Creating Ease for Doing Business

3.1 Introduction

3.1.1 Regulatory burden on a business has a significant impact on its performance. Regulations impose both time and cost for compliance and, thus, affect competitiveness of business. Regulations, however, are an important tool for ensuring that markets work effectively and do not meet failure due to trust deficit in products or among various players. Regulations bring in the minimum threshold of acceptability and thereby make markets work.

3.1.2 In view of these conflicting aspects, there is a requirement to ensure that, while necessary regulations are imposed, their implementation remains efficient and effective. The time and costs imposed by the regulations should be minimum. Low regulatory burden means that entrepreneurs can devote their time on productive activities. It also leads to lower costs as the requirement of engaging regulatory experts is reduced. There are several ways in which delivery of government services can be improved.

3.1.3 Government of India has since 2014 aimed at creating a conducive environment by streamlining the existing regulations and processes and eliminating unnecessary

requirements and procedures. A detailed plan of regulatory reforms has been implemented not only in the Central Government Ministries but also in States through the active engagements with State Governments.

3.2 Improvement in India's Rank in World Bank's Doing Business (DB) Ranking

3.2.1 The World Bank conducts an annual study of participating countries/economies [190 for Doing Business Report (DBR), 2019 and 2020], to assess the regulatory burden that a small size business has to face in these countries. For India, this study is conducted in the cities of Delhi and Mumbai. The DBR covers 10 indicators which span the lifecycle of a business.

3.2.2 The World Bank released the Doing Business Report (DBR), 2020 on 24th October, 2019. India ranks 63 among 190 countries assessed by the Doing Business Team. India has for the third consecutive year improved its rank significantly and leapt 14 ranks over its rank of 77 in the DBR 2019. The indicator wise ranks of India in World Bank's DBR 2019 and DBR 2020 are as follows:

Table 3.1 : Indicator Wise Rank of India in World Bank's DBR 2019-2020

S. No.	Indicator	Rank	
		DBR 2019	DBR 2020
1.	Starting a Business	137	136
2.	Dealing with Construction Permits	52	27
3.	Getting Electricity	24	22
4.	Registering Property	166	154
5.	Getting Credit	22	25
6.	Protecting Minority Investors	7	13
7.	Paying Taxes	121	115
8.	Trading Across Borders	80	62
9.	Enforcing Contracts	163	163
10.	Resolving Insolvency	108	52
Overall		77	63

3.2.3 India has improved its rank in 7 out of 10 indicators during the year and has moved closer to international best practices calculated by a score of Distance to Frontier (DTF). India's DTF score improved from 67.5 in DBR 2019 to 71.0 in DBR 2020. India has been recognized as one of the top 10 improvers for the third time in a row, with an improvement of 67 ranks in three years. India's rank has improved from 142 in 2014 to 63 in 2019, registering an improvement of 79 positions since start of the initiative.

3.3 Major Indicator Wise Reforms:

Some of the major indicator wise reforms undertaken by the Government towards easing the business environment in the country during the last five years are as under:

3.3.1 Starting A Business:

- i. Removing the requirements of company seal, minimum capital and obtaining certificate of commencement.
- ii. Launch of a new and simplified web based service i.e. Reserve Unique Name (RUN) for reserving a name removing requirement of digital signature certificate (DSC) and simplifying the procedure.
- iii. Introduced a single form SPICe (Simplified Proforma for Incorporating Company electronically) by merging five different applications in it i.e. Name reservation, Company incorporation, Director Identification Number (DIN), Permanent Account Number (PAN) and the Tax Deduction/Collection Account Number (TAN).
- iv. Incorporation fee has been eliminated for companies with authorized share capital up to INR 15 lakh.
- v. The requirement to issue a physical PAN card has been eliminated. Additionally, PAN and TAN are mentioned in the Certificate of Incorporation (Col) which is considered as a sufficient proof for PAN and TAN.
- vi. Common online registration for Employees' Provident Fund Organisation (EPFO) & Employees' State Insurance Corporation (ESIC) is provided on Shram Suvidha Portal.
- vii. Registrations under Mumbai Shops & Establishments Act are provided instantly through an online application removing requirement of physical inspection.

3.3.2 Dealing with Construction Permits:

- i. Implementing an online system that has streamlined the process of obtaining

building permit at the Municipality of New Delhi and Municipality of Greater Mumbai by providing a single window. All agencies involved in granting clearance for construction have been integrated on the portal and applicant is no longer required to visit each agency individually.

- ii. Joint Inspections by various agencies have been introduced to reduce multiple interactions by the applicant.
- iii. The new system has reduced number of procedures and time taken in grant of construction permit.

3.3.3 Getting Electricity:

- i. The number of processes involved has been reduced by elimination of non-essential processes. This has also reduced the time taken for grant of a new electric connection.
- ii. The number of documents required has been restricted to (i) a proof of identity, (ii) a proof of address/ownership/occupancy, and (iii) for artificial persons a proof of authority.
- iii. A load based estimate has been introduced to reduce time taken in this process.

3.3.4 Getting Credit:

- i. Secured creditors are paid first during business liquidation, and hence have priority over other claims such as labor and tax.

3.3.5 Paying Taxes:

- ii. Payments for the contribution for EPFO and ESIC were made online.
- iii. Paying taxes has been made easier by replacing many indirect taxes with a single indirect tax, Goods and Service

Tax (GST), for the entire country. The previous sales taxes including the central sales tax, CENVAT, state VAT and the service tax have been merged into the GST. Unification of these taxes will reduce the cascading effect of taxes and make taxes paid on inputs creditable to a higher percentage.

- iv. Corporate income tax has been reduced from 30% to 25% for companies with a turnover up to INR 250 crore.
- v. Administrative charges on The Employees' Provident Funds Scheme, 1952 (EPFS) have been reduced in March 2017 from 0.85% to 0.65% of the monthly pay. The Employees' Deposit Linked Insurance (EDLI) administrative charges of 0.01% have been removed.

3.3.6 Trading Across Borders:

- i. Time and cost to export and import has been reduced through various initiatives, including the implementation of electronic sealing of containers, upgradation of port infrastructure and allowing electronic submission of supporting documents with digital signatures.
- ii. Enhancement of risk-based inspections for both imports and exports, whereby only about 5% of goods are physically inspected.
- iii. Adoption of the Advance Bill of Entry which allows importers to start the process of customs clearance before the arrival of the vessel.
- iv. Upgrading equipment on the Nhava Sheva Port in Mumbai by adding 15 new Rubber Tyre Gantry Cranes. The Phase 1 of the Fourth Container Terminal at the Jawaharlal Nehru Port Trust, with an additional annual capacity of 2,400,000 TEUs, was completed in February 2018.

- v. The new container terminal, Adani CMA Mundra Terminal Private Limited has been fully operational since June 2017, with an additional annual capacity of 1,300,000 TEUs.
- vi. Implemented in April 2018, e-Sanchit is an online application system, under the Single Window Interface for Trade (SWIFT) that allows traders to submit all supporting documents electronically with digital signatures.

3.3.7 Enforcing Contracts

- i. The Commercial Courts Act 2015 was amended to reduce the pecuniary jurisdiction of commercial courts at district level from INR 1 crore to INR 3 lakh. 75 courts in Delhi and 16 courts in Mumbai were designated as commercial courts.
- ii. Tools for e-Court management were introduced in both cities to facilitate greater control and transparency in the matter of court procedures. These tools were made available to judges and lawyers.

3.3.8 Resolving Insolvency

- i. Introduction of the Insolvency & Bankruptcy Code, 2016 (IBC) has brought a paradigm shift in handling of corporate insolvency. The emphasis has been to ensure that instead of piecemeal sale of its asset, as viable unit is disposed of as a going-concern.
- ii. IBC has given time bound procedure for disposal of corporate insolvency thereby limiting possibility of delays in the process.

3.4 Regulatory Reforms in States-Business Reform Action Plan (BRAP)

3.4.1 The Department spearheaded a dynamic reform exercise that commenced in 2014 to rank all the States/UTs in the country based on implementation of designated reform parameters. The aim of this exercise is to create a conducive business environment by streamlining regulatory structures and creating an investor-friendly business climate by cutting down red tape.

3.4.2 A 98 point action plan was finalised and shared with States/UTs. Subsequently, a report titled “Assessment of State implementation of Business Reforms” was released in September, 2015 capturing the findings of reforms implemented by States/UTs. World Bank also partnered with DPIIT in this reform plan and to give the exercise momentum, 18 joint workshops were conducted along with World Bank specialists to help Departments concerned across States/UTs understand the essence of the reforms better.

3.4.3 In 2016, DPIIT released a 340-point action plan which was drafted in consultation with all States/UTs which included recommendations on 58 regulatory processes, policies and process spread across 10 reform areas spanning the lifecycle of a typical business. Such an action plan was the first of its kind in India which promoted both competitive and cooperative federalism among the States/UTs.

3.4.4 DPIIT took up policy measures like enacting the Public Service Delivery Guarantee Act to ensure timely processing, setting up of a single window agency through legislation to serve as a single point of contact for all licensing required by businesses, mandating joint inspection under 10 labour Acts, etc. Extensive work was done to streamline

inspections and set the nation free from 'inspector raj,' for which best practices across 10 different countries were studied. DPIIT also developed an online portal, which can be accessed at <http://eodb.dipp.gov.in>, wherein all the reforms implemented are accessible for public viewing. The portal also gives dynamic ranking which updates, as and when, any of the reform points are recognized and approved.

3.4.5 Final ranking of States/UTs on implementation of the 340 points were released on 31st October, 2016 with a national implementation average of 48.93%, significantly higher than national average of 32% in 2015.

3.4.6 The reform exercise in 2016 saw 12 States achieved more than 90% implementation score and some noteworthy achievements include 16 States implemented online Single Window System with functionality for online application submission, payment and approvals, 15 States developed a GIS system to provide details about the land earmarked for industrial use across the State, 13 States/UTs set up commercial courts at the district level, etc.

3.4.7 In 2017-18, the reform exercise was updated to 372 action points with additions introduced such as Central Inspection system, Trade License, Registration under Legal Metrology, and Registration of Partnership Firms & Societies. DPIIT had taken numerous initiatives for the reform process as listed below:

- i. A nationwide workshop was held on 29th July, 2017 to discuss the relevance and importance of implementing reforms. The all-day conference witnessed an active involvement of almost 100 participants from 26 States/UTs. The workshop witnessed sharing of the best practices by States/UTs.
- ii. A unique handholding method was introduced where leading States were partnered with laggard States/UTs. West Bengal merits a special mention for its effort for conducting a 3 day workshop for Nagaland.
- iii. Priority reforms was identified for North east States and others with low implementation score.
- iv. 8 workshops were conducted along with the World Bank to address queries posed by States/UTs in Tripura, Punjab, Haryana, Daman & Diu, Dadra & Nagar Haveli, Andaman and Nicobar Islands, Goa and Karnataka.
- v. To handhold all the 8 north-eastern States, video conferences were arranged.
- vi. The assessment of Business Reform Action Plan, 2017-18 was released jointly by DPIIT and the World Bank on 10th July, 2018. The respective position of the States is given in the table 3.2.

Table 3.2

TOP ACHIEVERS (Above 95%)		ACHIEVERS (90-95%)		FAST MOVERS (80-90%)		ASPIRERS (BELOW 80%)	
Rank	State	Rank	State	Rank	State	Rank	State
1	Andhra Pradesh	10	West Bengal	16	Himachal Pradesh	19	Goa
2	Telangana	11	Uttarakhand	17	Assam	20	Punjab
3	Haryana	12	Uttar pradesh	18	Bihar	21	Kerala
4	Jharkhand	13	Maharashtra			22	Jammu & Kashmir
5	Gujarat	14	Odisha			23	Delhi
6	Chhattisgarh	15	Tamil Nadu			24	Daman & Diu
7	Madhya Pradesh					25	Tripura
8	Karnataka					26	Dadra & Nagar Haveli
9	Rajasthan					27	Puducherry
						28	Nagaland
						29	Chandigarh
						30	Mizoram
		31	Andaman & Nicobar Islands				
		32	Manipur				
		33	Sikkim				
		34	Arunachal Pradesh				
		34	Lakshadweep				
		34	Meghalaya				

3.5 Important Achievements

3.5.1 Some important achievements under the exercise are as follows:-

- i. 19 States have designed an Information Wizard providing information for all approvals, licenses, registrations timelines, procedure to establish business/ industrial unit (pre-establishment & pre-operation)
- ii. 21 States/UTs have designed and implemented online Single Window System.
- iii. 16 States/UTs have stipulated Construction Permits to be provided within 45 days (Building plan approval to be provided in 30 days/ Plinth level inspection to be completed in 7 days, final occupancy certificate provided in 8 days). Telangana, Assam and Tamil Nadu have mandated even shorter timelines of 29, 30 and 37 days, respectively. Tamil Nadu has claimed to have done away with the process of issuance of completion certificate.
- iv. 21 States/UTs have implemented a GIS system to provide details about the land earmarked for industrial use across the State.



- v. 23 States/UTs have reduced the number of documents required for Obtaining Electricity connection to only 2.
- vi. 18 States/UTs have brought all compliance inspections conducted by Labour, Factories, Boilers Departments and Pollution Control Boards under Central Inspection Framework.
- vii. 12 States/UTs have merged of the payment of court fees and process fees into a single transaction with some states like Jharkhand, Maharashtra, and Gujarat even repealing process fees from the Court Fees Act.
- viii. 29 States/ UTs have notified a list of white category industries exempted from taking pollution clearances.

3.5.2 In new sector specific reforms added in 2017-18, States/ UTs have shown an active participation, with 20 States/UTs implementing an online application system Wholesale Drug License and Retail Drug License (Pharmacy), 18 States/UTs have online systems for Registration of Partnership firms and Societies, 20 States/UTs have implemented an online system for registration and renewal under the Legal Metrology Act, 2009.

3.5.3 An important addition to methodology under BRAP 2017-18 had been the inclusion of a feedback exercise wherein feedback was sought on 78 reform points from actual users. The respondent data has been provided by the States/UTs across various categories viz. Architect/ lawyers/ new and existing business and electrical contractors. The reform plan's implementation and evolution has been successful in inculcating among States/UTs' aspiration to improve the business regulatory environment.

3.6 Business Reform Action Plan 2019-20

3.6.1 Assessment under BRAP 2019-20 shall be based only on the feedback received

from service users and industries. The draft Action Plan has been thoroughly revised and compiled to include 80 points substantially derived from the 372 points BRAP 2017-18. The selection of action points was done considering 100 % feedback based scoring and comments received from States. However, the following 7 new points related to GST, inspections and contract enforcement have been added:

- i. Eliminate the requirement of Renewal of registration under The Shops and Establishment Act;
- ii. Set up service centers to assist taxpayers for e-filing of returns under the State/ Union Territory GST Act;
- iii. Establish a helpline providing basic services such as assisting users in preparing and filing returns under the State/Union Territory GST Act;
- iv. Constitute an authority for advance ruling under the State Goods Service Tax and publish details of application procedure and checklist on the Department's website;
- v. Constitute an appellate authority for advance ruling under the State Goods Service Tax and publish details of application procedure and checklist on the Department's website;
- vi. Mandate surprise inspection or inspections based on complaints are conducted with specific permissions from the respective Head of Department;
- vii. Each Commercial Court, Commercial Division, Commercial Appellate Division shall maintain, publish and update every month, statistical data regarding the number of suits, applications and appeals filed and pendency of such cases, status of each case and number of cases disposed of.

3.6.2 On 11th October 2018, an 80 point Business Reform Action Plan 2019-20 was shared with States and UTs. The revised plan has been designed to obtain feedback on all reform points. The States/UTs have shared status of implementation on the BRAP Portal. The exercise to obtain user feedback is underway and is expected to be over by March, 2020. Feedback would be sought for BRAP 2019-20 only on those reform points which have been implemented by the States/UTs and no feedback will be solicited on other points.

3.7 District Reform Action Plan

3.7.1 For an entrepreneur, district level functionaries are key touch points and hence a district level reform exercise is the next logical step in the reform agenda. DPIIT has prepared a 218 point District Reform Plan which is spread across 8 areas: Starting a Business for Construction, Urban Local Body Services, Paying Taxes, Land Reform Enabler, Land Administration and Property Registration Enablers, Obtaining Approval for Construction, Miscellaneous and Grievance Redressal/ Paperless Courts and Law & Order.

3.7.2 On 27 February 2018, DPIIT had sought inputs from States/UTs on all government services which are provided through the District Administration or wherein

districts have a role to play in implementation. Later, a draft District Reform Plan was shared with Central Government Ministries and industry bodies requesting their inputs on 23rd May 2018 and with States/UTs on 20th June 2018. 7 States had provided suggestions viz. Andhra Pradesh, Haryana, Jharkhand, West Bengal, Assam, Chhattisgarh and Karnataka on the same. A detailed discussion with select District Magistrate/ Collectors on the draft plan was held on 2nd August 2018. Subsequently, the final plan was prepared after considering inputs received from above efforts.

3.7.3 The District Plan covers 43 NOCs/ Permissions/Registrations/Certificates which will ease doing business in sectors like retail, education, health, food and beverages, real estate, gems and jewelry, mining and entertainment.

3.7.4 A suggested questionnaire for the feedback for States/UTs has been prepared by DPIIT. The questionnaire is based on the reforms listed in the District Reform Plan. The questionnaire will assess implementation of the Plan by District level functionaries and effectiveness of utilization of online systems, adherence to mandated timelines and lack of physical touch-points between applicant and department/agency. States/UTs shall be conducting the feedback exercise in Districts on the basis of a questionnaire.

Startup India

4.1 The Startup India Action Plan was launched on 16th January, 2016 with the objective of supporting entrepreneurs, building a robust startup ecosystem, and transforming India into a country of job creators instead of job seekers. Department for Promotion of Industry and Internal Trade (DPIIT) acts as the nodal Department for coordinating the efforts of all central government departments and state governments in carrying this plan forward.

4.1.1 The definition of startups was modified on 19.02.2019 with a view to include more entrepreneurs in its ambit. An entity is now considered as a Startup up to ten years from the date of its incorporation/ registration, with an annual turnover not exceeding ₹100 cr for any of the financial years since incorporation/ registration.

4.1.2 As on 31st December 2019, 26,804 startups across 555 districts have been recognized as startups by DPIIT. An employment data of 3,06,848 jobs has been reported by 24,848 startups with an average number of 12 employees per startup."

4.2 Fund of Funds:

4.2.1 For providing fund support for Startups, the Government has created a 'Fund of Funds for Startups' (FFS) at Small Industries Development Bank of India (SIDBI) with a corpus of INR 10,000 Crore. The FFS shall contribute to the corpus of Alternate Investment Funds (AIFs) for investing in equity and equity

linked instruments of various Startups. The FFS is managed by SIDBI for which operational guidelines have been issued.

4.2.2 As on 22nd December 2019, SIDBI has committed ₹3123.20 Cr to 47 SEBI registered Alternative Investment Funds (AIFs). These funds have raised a corpus fund of ₹25,728 Cr. ₹736.76 Cr. have been drawn from the FFS and ₹2,793.93 Cr. have been invested into 285 startups.

4.3 Relaxed Norms in Public Procurement for Startups:

4.3.1 Provision has been introduced in the procurement policy of Ministry of Micro, Small and Medium Enterprises (Policy Circular No.1 (2)(1)/2016-MA dated 10.03.2016) to relax norms pertaining to prior experience / turnover for Micro and Small Enterprises.

4.3.2 As directed in the circular issued by Department of Expenditure (on 25.07.2016 and 20.09.2016), Central Ministries/ Departments have to relax condition of prior turnover and prior experience in public procurement to all Startups [whether Micro & Small enterprises or otherwise] subject to meeting of quality and technical specifications. Department of Public Enterprises has further endorsed these orders to all Central Public Sector Undertakings (on 08.11.2016).

4.3.3 Also, Rule 173 (i) has been incorporated in GFR, 2017 which provides for relaxation of conditions of prior turnover and prior experience for Startups.

4.3.4 Rule 170 (i) of GFR 2017 has been amended on 25.07.2017 allowing all Startups as recognized by DPIIT exemption from submission of EMD/Bid Security in public procurement tenders.

4.3.5 GeM Startup Runway, a dedicated corner for startups to sell products & services to Government, has been launched. 2,804 Startups have registered as sellers on GeM. 13,666 orders have been placed to startups. Value of orders served by startups is to the tune of about ₹463.50 crore.

4.4 Tax incentives:

4.4.1 **Three Year Income Tax Exemption:** With a view to stimulate the development of Startups in India and provide them a competitive platform, the profits of Eligible DPIIT Recognized Startups are exempt from income-tax for a block of 3 years out of 7 years since incorporation under Section 80IAC of the Income Tax Act. To avail these benefits, a Startup must get a Certificate of Eligibility from the Inter-Ministerial Board (IMB). 254 startups have been granted income tax exemptions till date.

4.4.2 **Tax Exemption on Investments above Fair Market Value:** DPIIT recognized startups are exempt from tax under Section 56(2)(viib) of the Income Tax Act when such a Startup receives any consideration for issue of shares which exceeds the Fair Market Value of such shares. The startup has to file a duly signed declaration in Form 2 to DPIIT {as per notification G.S.R. 127 (E)} to claim the exemption from the provisions of Section 56(2)(viib) of the Income Tax Act. With regard to declarations received from entities, furnished in Form 2, intimation regarding receipt of declaration in Form 2 has been mailed in the cases of 1,867 entities, as on 31st of December 2019.

4.5 Legal Support and Fast-tracking Patent examination at Lower costs:

4.5.1 The Scheme for Startups IPR Protection (SIPP) for facilitating fast-track filing of Patents, Trademarks and Designs by Startups provides for expedited examination of patents filed by Startups. This reduces time taken in getting patents. Startups are eligible for 80% rebate in patent filing fees and 50% rebate in trademark filing fees. Under this, 1,031 facilitators have been empanelled to facilitate the process of filing and acquisition. The facilitators provide legal guidance and handholding through the entire patent acquisition process free of cost. Overall, 1,630 patent applications have been granted 80% rebate on filing fee and 474 applications were granted expedited examination. 2,895 trademark applications have been granted 50% rebate on filing fee.

4.6 Self-Certification based Compliance Regime:

4.6.1 Compliance norms relating to Environmental and Labour laws have been eased in order to reduce the regulatory burden on Startups thereby allowing them to focus on their core business and keep compliance costs low. Ministry of Environment, Forest & Climate Change (MoEF&CC) has published a list of 36 white category industries. Startups falling under the “White category” would be able to self-certify compliance in respect of 3 Environment Acts –

- i) The Water (Prevention & Control of Pollution) Act, 1974
- ii) The Water (Prevention & Control of Pollution) Gess (Amendment) Act, 2003
- iii) The Air (Prevention & Control of Pollution) Act, 1981.

4.6.2 Further, Ministry of Labour and Employment (MoLE) has issued guidelines to State Governments whereby Startups shall be allowed to self-certify compliance in respect of 6 labour laws. These are effective after concurrence of States/UTs. The Acts are:

- i) The Building and Other Constructions Workers' (Regulation of Employment & Conditions of Service) Act, 1996
- ii) The Inter- State Migrant Workmen (Regulation of Employment & Conditions of Service) Act, 1979
- iii) The Payment of Gratuity Act, 1972
- iv) The Contract Labour (Regulation and Abolition) Act, 1970
- v) The Employees' Provident Funds and Miscellaneous Provisions Act, 1952
- vi) The Employees' State Insurance Act, 1948.

4.6.3 27 states and UTs have implemented the process of self- certification to startups under 6 labour laws. 9 States (Haryana, Madhya Pradesh, Maharashtra, Rajasthan, Gujarat, Uttar Pradesh, Punjab, Uttarakhand, and Delhi) have integrated their portals with Shram Suvidha Portal. Overall, 169 DPIIT recognized Startups have availed the benefits of self-certification. A list of 64 Startups that have self-certified has been uploaded on the Shram Suvidha Portal.

4.7 Setting up of Incubators and Tinkering Labs

4.7.1 Atal Innovation Mission (AIM) has selected 102 incubators across the country to provide financial support through grants in aid. Under this, 38 Atal Incubation Centers (AICs) and 9 Established Incubation Centers (EICs) are operational across the country. A total of ₹139.91 Cr has been disbursed to these 38 AICs and 9 EICs.

4.7.2 More than 620 Startups have been incubated in the AICs/EICs out of which 121 are women-led start-ups. More than 150 MSME's have been supported to build business sustainability. Additionally, more than 500 mentors have been on-boarded by the AICs/ EICs to guide the Startups.

4.7.3 Further, to promote entrepreneurship at the grassroots level, 8,878 schools have been selected across the country for establishing Atal Tinkering Labs(ATLs), out of which 4,020 have already received ₹12 Lakhs grant each and are operational. A total of ₹482.40 Crore grant has been given to Atal Tinkering Labs.

4.7.4 NITI Aayog has launched Innovation Awards through the challenge route by the name of Atal New India Challenges (ANIC). For this, call for applications in 24 focus areas across 5 ministries was conducted and 26 Applicants have been shortlisted for funding and handholding support and additional 26 applicants have been shortlisted for handholding support.

4.8 Building Innovation Centre at National Institutes

4.8.1 11 Technology business Incubator (TBIs) have been approved for set up by Department of Science and Technology (DST). ₹42.23 Crore has been sanctioned and ₹18.69 Crore has already been disbursed to various TBIs. 21 new TBIs (over and above 15 TBIs envisaged) and 5 Center of Excellence (COEs) are proposed to be established.

4.9 Research Parks

4.9.1 The objective of setting up Research Parks is to propel successful innovation through incubation and joint Research and Development (R&D) efforts between academia and industry. 8 new Research Parks are being

setup under Startup India initiative. ₹575 Crore have been sanctioned and ₹250 Crore has already been disbursed. The Research Park at IIT Gandhinagar is expected to be operational by January 2020.

4.10 Promoting Startups in Biotechnology Sector

4.10.1 With the aim to foster and facilitate bio entrepreneurship, Bio clusters, Bio incubators, Technology transfer offices and bio connect offices are being established in research institutes and universities across India. Seed fund and equity funding support is also provided to bio tech startups under the initiative.

4.10.2 Four bio-clusters at Kalyani, Bangalore, Faridabad, and Pune are operational. ₹401 crore have been sanctioned, and ₹300 crore has been disbursed to these bio-clusters. In 2019, EFC has been approved for the establishment of 10 URJIT clusters- (University Research Joint Industry Translational Cluster). As per this model, the universities in the region would become central part of the cluster approach. 41 bio-incubators have been supported and all of them are operational. ₹272.26 crore have been sanctioned and ₹193.88 crore have already been disbursed. Five bio-connect offices have been established as following:

- i) CCAMP, Bengaluru with California Institute for Quantitative Biosciences (QB3)
- ii) CCAMP- Sister Innovation HUB with Roslin Innovation Centre, University of Edinburgh, UK
- iii) CEIIC BioNEST with European Union
- iv) KIIT BioNEST – with TECHNOPORT SA – BELVAL Business Incubator, Luxembourg
- v) KIIT BioNEST – with Start-Life Centre, Wageningen University Netherland

4.10.3 The target for 2020 – 2021 is to set up 8 additional Bio-connect offices. Four BIRAC Regional Centres have already been set up at Hyderabad, Bengaluru, Bhubaneswar, and Pune. For this, ₹16.95 crore have been sanctioned and ₹9.42 crore have been disbursed.

4.10.4 **BIRAC Seed Fund** – The basic idea of Seed Fund is to provide capital assistance to Startups with new and meritorious ideas, innovations and technologies. Thus, the proposed seed support is positioned to act as a bridge between promoters' investment and Venture investment.

4.10.5 The Funds are disbursed to Bio-Incubators who in turn provide seed funding to their incubatees. So far, ₹150 crore has been committed to Alternate Investment Funds (AIFs) and ₹25.1 crore has been disbursed. BIRAC's SEED Fund with 14 Bio-incubators as Seed fund partners are operational, ₹26 Crores have been sanctioned for BIRAC SEED Fund and INR 18.3 Cr has been disbursed.

4.11 Startup India Portal

4.11.1 Startup India web portal and mobile app were developed and operationalized on the 31st of March, 2016. The portal, www.startupindia.gov.in has also been merged with the Startup India Hub platform which was launched on 19th March, 2017. The portal serves as a virtual incubator to Startups which provides access to information, knowledge, industry programmes, Government schemes, and networking opportunities within Startup community and provides a one-stop digital platform for Startup aspirants, Startups and Ecosystem builders. The portal hosts Startups, investors, funds, mentors, incubators, accelerators, corporates, academia, Government bodies and more. The online hub also hosts pro-bono services, knowledge

modules and other relevant government schemes for all Startups and startup aspirants.

- i. 3,67,773 users have registered on the website, as on 29th December 2019
- ii. A total of 26,804 Startups have been recognized by the portal till Dec 31, 2019
- iii. A total of 254 Startups have been provided Tax exemption under Section 80-IAC of the Income Tax Act
- iv. A total of 1,63,272 queries have been addressed through the Startup India portal and Startup India's Twitter seva, as on 29th December 2019
- v. 10 International bridges have been established with the aim to provide market opportunities for Startups in the respective countries (Portugal, Israel, Netherlands, Korea, Finland, Singapore, Sweden, UK, Japan, and Russia) till Dec 31, 2019

4.11.2 Additionally, various corporate programs and engagements are facilitated by the Startup India team. The objective of the corporate programs is to channelize resources such as mentorship, market access programs and financial support – either by way of investor interest or incubation grants. The Startup India portal is a one-stop shop for all such programs in the ecosystem. More than 130 Innovation Hunts and programs have been hosted on the Startup India portal by various government departments and corporates.

4.12 Learning and Development Program

4.12.1 One of the marquee programs on the Startup India platform is a 4-week learning and development course which covers 7 topics to educate Startups and aspiring entrepreneurs through various stages of their entrepreneurial

journey. The course has been accessed by over 2,57,660 aspiring entrepreneurs.

4.13 Start Up India Yatra

4.13.1 Startup India launched Startup India Yatra in 2017 to promote entrepreneurship in rural and non-metro regions across States. Under this program, grassroot Startup aspirants were provided incubation, mentorship and funding support. As part of the program, bootcamps were organized in tier-2 and tier-3 districts of the state where participants attended ideation workshops and pitch their ideas. The ideas shortlisted from these bootcamps further attend a two-day acceleration program.

4.13.2 Startup Yatra has been conducted across 23 States in 220 districts impacting 78,346 aspiring entrepreneurs. A total of 1,424 incubation offers worth ₹105.73 Lakhs have been given to the startups.

4.14 States' Startup Ranking

4.14.1 With the aim to foster competitiveness and to propel the States and Union Territories to work proactively towards promotion of their Startup Ecosystems, the States' Startup Ranking Framework was launched by Department for Promotion of Industry and Internal Trade (DPIIT) on 6th February 2018. A total of 27 States and 3 UTs participated in this exercise. The participating States and UTs were evaluated on a score of 100, against 38 Action Points categorized into 7 areas of intervention of the ranking framework.

4.14.2 As a result of SRF 2018, new Startup policies were launched, old and archaic laws were abolished, new Government orders were issued and many Startups were supported. Some of the major impacts of the ranking exercise include Implementation of Startup Policies in 25 States, Seed Funding

to 3213 Startups; Funding of 163 Startups through Venture Funds; 17 States announcing incentives for women entrepreneurs; Incubation area of 10.2 lakh Sq.ft supported by State Governments; Establishment of 596 Entrepreneurship Cells across 340 districts; Registration of 1996 mentors across 19 States and organization of 233 Startup events across 21 States.

4.14.3 The Department has launched States' Startup Ranking Framework for 2019 with the key objective to encourage States and UTs to take proactive steps towards strengthening the Startup ecosystems within their jurisdictions. Details of the framework have already been shared with all the state governments. The framework would evaluate the progress from 1st May 2018 to 30th September 2019. Feedback and evaluation started immediately thereafter, and the evaluation exercise is underway.

4.15 Regulatory Reforms

4.15.1 32 regulatory reforms have been undertaken since January 2016 for enabling small businesses or Startups across the country.

4.15.2 In order to improve regulatory regime, an institutional mechanism has been established within Startup India. A Committee of Secretaries (CoS) chaired by Finance Secretary, for dealing with regulatory issues facing Startups, has been constituted.

4.15.3 Following is the list of regulatory reforms undertaken from January 2016 (till 31st December 2019) for enabling small businesses or Startups across the country:

4.15.3.1 Amendments made by RBI:

- i. Startup enterprises permitted to access loans under ECB framework up to USD 3

million (Oct, 2016)

- ii. A SEBI registered Foreign Venture Capital Investor (FVCI) may contribute up to 100% of the capital of an Indian company engaged in any activity mentioned in Schedule 6 of Notification No. FEMA 20/2000, including startups irrespective of the sector in which it is engaged, under the automatic route. (Aug, 2017)
- iii. An Indian startup having an overseas subsidiary, may open a foreign currency account with a bank outside India for the purpose of crediting to it foreign exchange earnings out of exports/ sales made by the said entity and/ or the receivables, arising out of exports/ sales, of its overseas subsidiary (June, 2016)
- iv. SOFTEX form filed by software exporters moved online (Feb, 2019)

4.15.3.2 Amendments made by SEBI in SEBI (Alternate Investment Funds) Regulations, 2012:

- i) Lock in period for investments made by an Angel Fund reduced to 1 year from 3 years as amended by the SEBI (Alternative Investment Funds) (Amendment) Regulations, 2016, w.e.f. 04-01-2017
- ii) Angel Funds are allowed to invest in overseas venture capital undertakings upto 25% of their investible corpus in line with other AIFs as provided by the SEBI (Alternative Investment Funds) (Amendment) Regulations, 2016, w.e.f. 04-01-2017
- iii) The upper limit for number of angel investors in a scheme is increased from forty nine to two hundred as amended by SEBI (Alternative Investment Funds) (Amendment) Regulations, 2016, w.e.f. 04-01-2017

- iv) The requirements of minimum investment amount by an Angel Fund in any venture capital undertaking is reduced from fifty lakhs to twenty five lakhs as amended by SEBI (Alternative Investment Funds) (Amendment) Regulations, 2016, w.e.f. 04-01-2017
- v) Issue of the “Operating Guidelines for Alternative Investment Funds in International Financial Services Centres” by SEBI (Nov, 2018)

4.15.3.2 Amendments made by Ministry of Corporate Affairs in Companies Act:

- i. The financial statement, with respect to private company (if such private company is a start-up) may not include the cash flow statement (June, 2017)
- ii. A private company, which is considered as a start-up for a period of five years from the date of its incorporation, is also allowed to accept deposits from members without any restriction on the amount (Sep, 2017)
- iii. Startup defined for the purpose of Companies Act, 2013 - As per the definition, a start-up company means a private company incorporated under the Companies Act, 2013 and recognised as a “start-up” in accordance with the notification issued by the Department for Promotion of Industry and Internal Trade (June, 2017)
- iv. Exemption from procedural compliance (e.g. such as issue of an offer circular or creation of a deposit repayment reserve) for raising deposits from shareholders (June, 2017)
- v. In relation to a private company (if such private company is a start-up), the annual return shall be signed by the company secretary, or where there is no company secretary, by the director of the company (June, 2017)
- vi. A private company (if such private company is a start-up) is required to conduct at least one meeting of the Board of Directors has been conducted in each half of a calendar year and the gap between the two meetings is not less than ninety days (June, 2017)
- vii. Name Reservation for Company incorporation: MCA has substituted Rule 8, Companies (Incorporation) Rules, 2014 with Companies (Incorporation) 5th Amendment Rules, 2019 which provides for new regulations on resemblance with an existing company name, new categories of undesirable names of a company and list of words which can be used only after obtaining approval from Central Government (May, 2019)
- viii. Amendment in Companies (Share Capital and Debentures) Rules, 2014: The Ministry of Corporate Affairs issued a notification on 16th August, 2019 increasing the period in which ESOPs could be granted to promoters and directors (holding more than 10% equity) of Startups, from 5 years to 10 years from the date of incorporation and thereby aligned the provisions of the Companies (Share Capital and Debentures) Rules with the provisions referred to in the DPIIT notification dated 19th Feb, 2019. The notification also escalated the limit on shares with Differential Voting Rights in the Company from 26% of the total post-issue paid up equity capital of the Company to 74% of the total voting power. Further, the condition for the company to have consistent track record of distributable profits for the last three

years for issue of DVR shares has been removed.

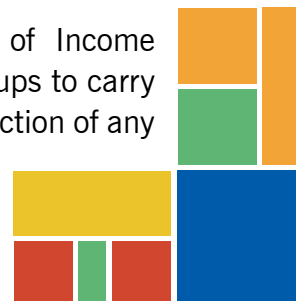
- ix. CSR 2% fund can be spent on incubators funded by Central or State Government or any agency or Public Sector Undertaking of Central or State Government, and, making contributions to public funded Universities, IITs, National Laboratories and Autonomous Bodies (established under the auspices of ICAR, ICMR, CSIR, DAE, DRDO, DST, Ministry of Electronics and Information Technology) engaged in conducting research in science, technology, engineering and medicine aimed at promoting SDGs.

4.15.3.4 Amendments made by Department of Revenue in Income Tax Act:

- i) In the case of a domestic company, where its total turnover or the gross receipt in the previous year does not exceed four hundred crore rupees, income tax shall be charged at the rate of 25 percent of the total income (Feb, 2018)
- ii) Definition of eligible business as stated in Section 80-IAC aligned with Startups definition (April, 2018)
- iii) Introduction of Section 54EE in the Income Tax Act, 1961: Exemption from tax on long-term capital gain if such long-term capital gain is invested in a fund notified by Central Government. The maximum amount that can be invested is INR 50 lakh (May, 2016)
- iv) Amendment in Section 54GB of Income-tax Act: Exemption from tax on capital gains arising out of sale of residential house or a residential plot of land if the amount of net consideration is invested in prescribed stake of equity shares of eligible Startup for utilizing the same for

purchase of specified asset (Feb, 2016)

- v) MAT tax credit allowed to be carried forward up to fifteenth assessment years instead of ten assessment years (2017)
- vi) Exemption under section 80-IAC of Income Tax Act: Exemption to eligible Startup for any 3 consecutive assessment years out of 7 years (earlier 5 years) beginning from the year in which such eligible Startup is incorporated (April, 2018)
- vii) Exemption from tax under the provisions of section 56(2)(viib) to Startups for issue of shares above fair market value on the basis of a self-declaration to the Central Board of Direct Taxes. Here the aggregate amount of paid up share capital and share premium of the startup after issue or proposed issue should not exceed INR 25 Crores (Feb, 2019)
- viii) Taxation of convertible notes - Period for which a bond, debenture, debenture-stock or deposit certificate was held prior to conversion shall be considered for determining the period of holding of such shares or debentures acquired upon conversion (March, 2016)
- ix) Amendment in Section 54GB of Income Tax Act: (August 2019)
- a) The condition of minimum holding of 50% of share capital or voting rights in the start-up relaxed to 25%
- b) Extension of period under which benefit under section 54GB from for sale of residential property can be availed up to 31st March, 2021
- x) Amendment in Section 79 of Income Tax Act (August 2019): Startups to carry forward their losses on satisfaction of any



one of the two conditions:

- a) Continuity of 51% shareholding/ voting power or
 - b) Continuity of 100% of original shareholders
- xi) Pass through of losses allowed to Investment Funds i.e. Category I and II AIF similar to pass through of income. These amendments will take effect from the 1st April, 2020 and will, accordingly, apply in relation to the assessment year 2020-21 and subsequent assessment years (July 2019)
- xii) The investment made by Venture Capital Fund of Category-I AIF in a startup was exempted from the applicability of the provisions of section 56(2)(viib) of the IT Act. This exemption has been extended to all sub-categories of Category-I AIF and Category-II AIF (July 2019)

4.15.3.5 Ministry of Electronics and Information Technology (Meity)

- i) Removal of clause from Electronic Development Fund stating that if a fund draws from Fund of Funds then they cannot draw from EDF and vice versa (Nov, 2018)

4.15.3.6 Department for Promotion of Industry and Internal Trade

- i. Amendment in the definition of a Startup by way of a notification issued by DPIIT in this regard. Now, an entity shall be considered as a Startup upto a period of ten years from the date of incorporation/ registration and turnover of the entity for any of the financial years since incorporation/ registration has not exceeded one hundred crore rupees. Earlier, the criteria for period was seven years and turnover was twenty five crore rupees. (Feb, 2019)

Protection of Intellectual Property Rights

5.1 India – A Robust, TRIPS compliant IPR Regime

5.1.1 India has a well-established legislative, administrative and judicial framework to safeguard Intellectual Property Rights (IPRs), which meets its international obligations while utilizing the flexibilities provided in the international regime to address its developmental concerns. India has a Trade Related Aspects of Intellectual Property Rights (TRIPS) compliant, robust, equitable and dynamic IPR regime.

5.1.2 The Indian IP system maintains a fine balance between private rights through IPRs on one hand, and rights of the society as public interest on the other hand.

5.1.3 TRIPS Agreement has allowed policy space to countries to evolve a regime that best suits their conditions. This policy space is a *sine qua non* for sustainable development of the country.

5.1.4 India is a party to Doha Declaration on the TRIPS Agreement and Public Health which clarifies that TRIPS agreement does not, and should not, prevent members from taking measures to protect public health.

5.2 Intellectual Property Legislations administered by Department

The following Acts related to IPRs are administered by this Department:

- i. The Patents Act, 1970
- ii. The Trade Marks Act, 1999
- iii. The Copyright Act, 1957
- iv. The Geographical Indications of Goods (Registration & Protection) Act, 1999
- v. The Designs Act, 2000
- vi. The Semiconductor Integrated Circuits Layout-Design Act, 2000

5.3 Organization Structure

5.3.1 The Department for Promotion of Industry and Internal Trade (DPIIT) is nodal department for administration of various laws related to Intellectual Property Rights: Patents, Trade Marks, Industrial Designs, Geographical Indications of Goods, Copyrights, Semiconductor Integrated Circuit Layout Designs. DPIIT is also the nodal Department for vetting of MoUs for the Cabinet etc. entered into by various Ministries/ Departments of Government of India from IPR angle, as also international negotiations on IPR and for dealing with World Intellectual Property Organization (WIPO).

5.3.2 The office of the Controller General of Patents, Designs and Trademarks (CGPDTM), a subordinate office under DPIIT, carries out statutory functions related to grant of Patents and registration of Trademarks, Designs and Geographical Indications. The registration of Copyrights is administered by the Registrar of

Copyright Office, working under the CGPDTM. It has offices at Delhi, Kolkata, Mumbai, Chennai and Ahmedabad, while the Central IP Training Academy is at Nagpur.

5.3.3 The Intellectual Property Appellate Board (IPAB), established in September 2003, is the appellate tribunal to hear appeals against decisions of the Controller of Patents as also Registrar of Trade Marks and Geographical Indications. Vide the Finance Act, 2017, the Copyright Board has also been merged in the IPAB. It is headquartered at Chennai.

5.4 Other IP Legislations

5.4.1 DPIIT also interacts with various other Departments that administer statutes which have elements of innovation and IPR, such as,:

- i. The Biological Diversity Act, 2002 – administered by the Ministry of Environment, Forest and Climate Change, implemented by the National Biodiversity Authority (NBA);
- ii. The Protection of Plant Varieties and Farmers' Rights Act, 2001- administered by the Ministry of Agriculture and Farmers Welfare, implemented by Protection of Plant Varieties And Farmers' Rights Authority;
- iii. The Competition Act, 2002 – administered by the Ministry of Corporate Affairs and implemented by the Competition Commission of India.

5.4.2 Trade secrets are protected in India on the basis of the principles of equity and/ or through common law approach. The Indian courts regularly pass orders/ Judgements protecting trade secrets / confidential information.

5.5 Strengthening of Institutional Mechanism

5.5.1 All IPRs under one umbrella: The administration of Copyright Act, 1957 and Semiconductor Integrated Circuits Layout-Design Act, 2000 has been transferred to DPIIT. This has enabled an integrated approach and synergy between different IP offices and Acts.

5.5.2 One Appellate Board: Under the Finance Act 2017, the Copyright Board has also been merged with the Intellectual Property Appellate Board (IPAB).

5.6 National IPR Policy

5.6.1 A comprehensive National IPR policy was adopted in May 2016, to stimulate innovation and creativity across sectors, and provide a clear vision regarding IPR issues. The Policy is available at <http://dipp.nic.in>.

5.6.2 Objectives enshrined in the policy are as under:

- i. IPR Awareness - Outreach and Promotion - To create public awareness about the economic, social and cultural benefits of IPRs among all sections of society.
- ii. Generation of IPRs - To stimulate the generation of IPR.
- iii. Legal and Legislative Framework - To have strong and effective IPR laws, which balance the interests of rights owners with larger public interest.
- iv. Administration and Management - To modernize and strengthen service-oriented IPR administration.
- v. Commercialization of IPRs - Get value for IPRs through commercialization.
- vi. Enforcement and Adjudication - To strengthen the enforcement and adjudicatory mechanisms for combating IPR infringements.

vii. Human Capital Development - To strengthen and expand human resources, institutions and capacities for teaching, training, research and skill building in IP

5.7 Cell for IPR Promotion and Management (CIPAM)

5.7.1 CIPAM has been established as a professional body under the aegis of the DPIIT to ensure focused action on issues related to IPRs and address the 7 identified objectives of the policy. CIPAM also assists in simplifying and streamlining of IP processes, apart from undertaking steps for furthering IPR awareness, commercialization and enforcement.

5.8 IP Awareness: Activities by CIPAM

5.8.1 IPR Awareness for youth

5.8.1.1 IPR Awareness programs have been conducted in various schools and colleges/universities pan India, including Atal Tinkering Labs. Many of these programs have also been conducted online to ensure wider coverage. Over 1 lakh students have been covered to date.

5.8.1.2 In addition to the awareness program, competitions have been launched in conjunction with industry for school and college students for developing mobile apps, videos and comics.

5.8.1.3 IPR cells are being established in colleges/ universities; to date, 80+ cells have been established. State Governments have also been taking keen interest in strengthening the IPR regime.

5.8.1.4 Content on IPR has been included in the NCERT curriculum of Business Studies for Commerce stream. Also, a chapter on 'IPR, Innovation & Creative Works' is being included in NCERT's "Handbook on Entrepreneurship

for Northeast Region (NER)". Work is ongoing to include IPRs in other academic streams too. Content on IPRs has also been included as part of the curriculum for legal studies subject in CISCE.



5.8.1.5 India's first Intellectual Property Rights Mascot – IP Nani – has been launched. DPIIT collaborated with European Union Intellectual Property Office (EUIPO) for a series of animated videos on Intellectual Property Rights for students. The videos can be accessed at cipam.gov.in/indias-first-ip-mascot/.

5.8.1.6 A Training of Trainers Module (beta version) to aid school teachers in teaching basic concepts of Intellectual Property using CIPAM's content has been created. An IPR Activity Book titled 'Let's Have Fun With IP' has also been curated in association with IP law firms to aid trainers in conducting IP related activities for the youth.

5.8.1.7 These resources have been used in teacher training programs taken up in collaboration with educational institutions such as National Institute of Open Schooling, Army Welfare Education Society and Navodaya Vidyalaya Samiti. Till date 700+ teachers have been trained on the subject of IPR awareness with the objective for them to educate students on the same.

5.8.1.8 Recently, CIPAM has undertaken the initiative of utilizing community radio to reach out to the youth. On June 7, 2019, the first radio talk on IPRs was hosted in association with NIOS' community Radio, Radio Vahini.

Radio talks were also hosted on every first Friday for the month of July, August and September, 2019.

5.8.1.9 A 20-minute tutorial video on overview of IPRs featuring IP Nani has also been created in collaboration with Qualcomm.

5.8.1.10 The draft “Model Guidelines on the Implementation of IPR Policy for Academic Institutions” have been put out for public comments. This is inline with the National IPR objective of encouraging the formulation of an IP Policy/Strategy in Higher Education, Research & Technical Institutions. The guidelines provide detailed provisions for ownership, commercialization and encourage entrepreneurship at the institutional level.

5.8.1.11 An article titled ‘Thinking beyond the ordinary’ was published in the April, 2019 edition of Teacher Plus magazine. Following this, the collaboration has extended for publishing six articles in the subsequent series of the magazine discussing different types of IP.



5.8.1.12 An online IP Learning Platform-L2Pro has been launched in collaboration with NLU, Delhi and Qualcomm which would provide students and industry (esp. SMEs) an easily accessible IP learning forum. This would also help them gain access to tools which aid them to bring innovations quickly to the market.

5.8.2 IPR Awareness in the Industry & MSME

5.8.2.1 CIPAM in collaboration with Ministry of Micro, Small and Medium Enterprises (MSMEs) has organised intensive IPR trainings for MSME Officers pan India; they can, in turn, provide IPR related services to MSMEs.

5.8.2.2 Awareness programmes have also been organised in MSME clusters. Over 125 such awareness programmes have been conducted.

5.8.2.3 CIPAM has made a Trade Secret Toolkit to guide Indian businesses especially Micro, Small & Medium Enterprises (MSMEs) and Start-ups regarding protection of trade secrets.

5.8.2.4 Recognising the role played by MSMEs in nurturing innovation and creativity in a knowledge economy, the Government proposed to reduce fees for various IPR.

5.8.3 Training Program for Enforcement Agencies

5.8.3.1 So far, 87 training programs on IP Enforcement have been conducted for various law enforcing agencies (Police, Judiciary and Customs) by CIPAM, pan India in association with IP experts from law firms and the industry. In addition, an advisory has been issued by the Ministry of Home Affairs to all State Police Academies to incorporate IPR in their training curriculum for both regular and in-service police officers.

5.8.3.2 CIPAM is collaborating with National Academy of Customs, Indirect Taxes & Narcotics (NACIN), Faridabad for training Custom Officials on ‘Intellectual Property Rights: Scope, Importance and Objective’. Moreover, 13 training programs have been organized for custom officials.

5.8.3.3 Additionally, training of Judges on IP Enforcement and adjudication has also been

undertaken in collaboration with the National Judicial Academy (NJA), Bhopal.

5.8.3.4 CIPAM is also in touch with various State Judicial Academies for conducting training programs for Judges at district and lower courts.

5.8.4 IPR Enforcement Toolkit for Police

5.8.4.1 CIPAM in association with Federation of Indian Chambers of Commerce & Industry (FICCI) has made an IPR Enforcement Toolkit for Police, which was released by Commerce and Industry Minister.

5.8.4.2 This Toolkit aids police officials in dealing with IP Crimes, in particular, Trademark counterfeiting and Copyright piracy. A similar Toolkit for Customs is in the process of being made.

5.9 IPR Awareness: IP Outreach Activities by the O/o CGPDTM

5.9.1 The office of CGPDTM provides financial support for conducting IP Awareness programmes. National and International symposia/seminar/workshops on IP, roving seminars on PCT/Madrid Protocol are conducted in collaboration with WIPO and JPO to facilitate the Indian stakeholders to protect their IPRs on the global platform. IPO Offices are nominated as resource persons for the IP-awareness programmes conducted by universities, industries, CSIR, NRDC etc.

5.9.2 Annual National IP Awards are distributed every year on 26th April on the occasion of World IP-day. Intellectual Property Offices at all locations also organise various activities on the occasion of World IP-Day.

5.9.3 IP awareness and training programmes are regularly conducted at Rajiv Gandhi National Institute of Intellectual Property Management (RGNIIPM) Nagpur, which has

been specially established to strengthen IP awareness and also education and research in the Country.

5.9.4 In collaboration with Industry Associations, 114 awareness programmes were held by O/o CGPDTM in 2018-19 for schools, universities, innovation centres, startups, bar associations, enforcement agencies and industries as a part of awareness campaign, which includes 59 programmes conducted for schools.

5.9.5 During 2019-20, the office of CGPDTM has conducted 45 IP awareness programmes up to December 2019 for University Technical Institutions/ Women University, Startups/ Innovation Centers /MSME/Industrial clusters and enforcement agencies in association with industry associations like CII, FICCI, CWEI, ASSOCHAM and PHD Chambers.

Also, 30 IPR awareness programs have been organized by the office of CGPDTM in various schools in the country during the year 2019-20.

Besides, 8 Roving Seminars on PCT have been conducted so far in collaboration with WIPO.

5.9.6 During 2018-19, Geographical Indications Registry has either conducted/ participated in 22 awareness programmes/ seminars which includes 16 programmes for Protection and Promotion of GI involving different products, 5 programmes for MSME and India International Trade Fair.

5.9.7 During 2019-20, GIR participated in 18 awareness programmes/Seminars/ workshops on GI at different locations in the country for Protection and Promotion of GI involving different products, which includes 6 programmes conducted for MSME.

5.10 Combating Online Piracy

5.10.1 To counter online piracy, CIPAM collaborated with National Internet Exchange

of India (NIXI) and Maharashtra Cyber and Digital Crime Unit (MCDU), to suspend over 380 infringing websites on the basis of incomplete KYC (or WHOIS norms).

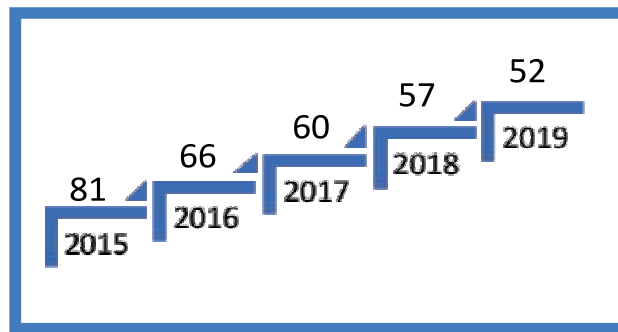
5.10.2 In addition, anti-piracy videos were shot with film stars such as Mr. Amitabh Bachchan, Ms VidyaBalan etc.; these are screened in cinema halls and on TV.

5.11 Technology and Innovation Support Centres (TISCs)

5.11.1 A Service Level Agreement (SLA) has been signed between DPIIT and the World Intellectual Property Organisation (WIPO) for establishing Technology and Innovation Support Centre (TISC) network in India. So far, 6 TISC have been established: PIC Chandigarh; Anna University, Chennai; NRDC-IPFC Visakhapatnam; PIC Kerala; GUJCOST, Gujarat and RAJCOST, Rajasthan. 9 more TISCs have been approved.

5.12 Global Innovation Index (GII)

5.12.1 In the past 4 years, India's rank in the Global Innovation Index has improved from the 81st rank in 2015 to the present 52nd rank in GII 2019 report.



5.12.2 India maintains the 1st rank in the Central and South Asia region and remains the top exporter of ICT services according to the report.



5.13 Promotion and Marketing of Geographical Indications

5.13.1 An Action Plan for promotion of Geographical Indications of India has been

Special campaign to promote GIs launched

- MYSORE ROSEWOOD INLAY**: Mysore Rosewood inlay is a craft where the upper surface of the rosewood is scraped out in the desired designs and natural wood of different colours is inlaid in the hollow spaces to form beautiful pictures.
- Darjeeling Tea**: Found in the misty hills of West Bengal, Darjeeling tea is one of the most highly demanded beverages in the whole world because of its rare and rich flavor.
- Kullu Shawls**: Kullu shawls have the same looks from both the sides due to its weaving, dyeing and colour combination which is a unique feature of Kullu Shawls.
- Mysore Agarbathi**: Mysore Agarbathi is a variety of incense sticks manufactured at Mysore by using locally grown ingredients which was found only in state of Karnataka before.
- Wooden Mask of Kushmandi**: The wooden mask of Kushmandi, West Bengal is made of two types, one that is used in household for the decoration purposes and the other one that is used in the traditional Ganesha dance.
- Sirsi Supari**: Sirsi Supari is grown in the regions of Sirsi, Siddapur and Wajapur taluks of Uttara Kannada District of Karnataka. Due to climatic and soil conditions in different from other regions. Hence due to high rainfall and above the sea level of 500 meters, this species is special in character as size, taste and its characteristics are totally different. As it is grown and harvested naturally and its processing is also natural.

Logo and Tagline

अतुल्य भारत की अमूल्य निधि
Invaluable Treasures of Incredible India

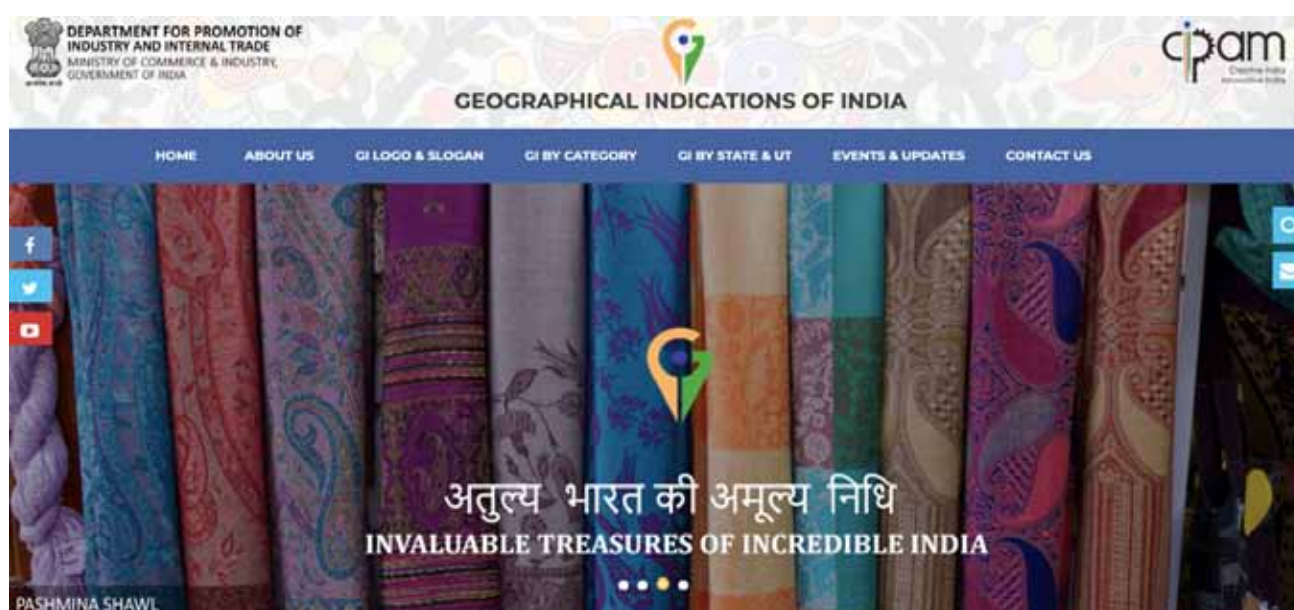
prepared. This can help supplement the incomes of our farmers, weavers, artisans and craftsmen. A logo and tagline for all Indian GIs has been prepared through crowd sourcing.

5.13.2 The country's first GI Store opened at the Goa airport by the Cashew Export Promotion Council in cooperation with DPIIT and Airport Authority of India on January 28, 2019.

5.13.3 Geographical Indications were exhibited as part of the Hyderabad Design Week's Design Expo held between 10-12 October, 2019 and also the Global Exhibition on Services 2019 held from 26-28 October, 2019 at Bengaluru.

5.13.4 A new web portal '<http://wahgincog.gov.in>' has been launched on Indian GIs. 5.13.5 Various State Governments and Administration of Union Territories have been requested to create awareness on GIs amongst both consumers and producers, assist in capacity building and hand-holding of respective GI producers and facilitate sale & marketing of GIs. CIPAM also undertook a social media campaign on 'Geographical Indications' (GIs) to promote India's GIs wherein interesting stories and factoids on GI are shared.

5.13.6 Draft guidelines have been issued for public comments for permitting the use of GI logo and tagline.



5.14 Bilateral Cooperation on IPRs

5.14.1 DPIIT has put in place MoUs for cooperation in capacity building, human resource development and awareness generation in the field of Intellectual Property with WIPO, South Centre, European Patent Office, France, Singapore, UK, Sweden, Canada as also Japan.

5.15 Cooperation with World Intellectual Property Organisation

5.15.1 WIPO and Government of India have been working together in close cooperation to strengthen the IP ecosystem of the country. In this regard, numerous initiatives have been taken by the Government of India in collaboration with WIPO. A key initiative was the signing of Service Level Agreement (SLA) between DPIIT and WIPO for establishing Technology and Innovation Support Centers

(TISC) Network in India.

5.15.2 WIPO Summer School for providing training to the interested professionals, students, academician, lawyers is held annually in RGNIPM Nagpur. The training program is open for national and international participation. The Summer school was held in July 2018 and November 2019.

5.15.3 CGPDTM has signed Cooperation agreement with WIPO on data quality and data exchange.

5.15.4 The biennial action plan which includes activities related to promotion of IPRs, roving seminars to enhance usage of Madrid Protocol by MSMEs and building respect for IP has been renewed.

5.15.5 The global launch of Global Innovation Index 2019 on 24th July, 2019 was organized by WIPO in collaboration with DPIIT and CII for the first time in India at New Delhi.

5.15.6 In the FY 2019-20, 8 one-day roving seminars have been conducted in India as part of WIPO's ongoing support, aimed at promoting awareness of the value of the international patent system, or WIPO's Patent Cooperation Treaty (PCT), in helping innovators to seek patent protection in export markets around the world.

5.16 Patent Prosecution Highway

5.16.1 On November 21, 2019 the Indian Patent Office for the first time entered into a pilot programme on Patent Prosecution Highway (PPH) with Japan Patent Office (JPO) following the approval of the Union Cabinet on a proposal for Bilateral PPH Programme on November 20, 2019.

5.16.2 The programme commenced on December 5, 2019 between JPO and Indian Patent Office for an initial period of three years.

5.16.3 Under this pilot programme, Indian Patent Office may receive patent applications in ten specified technical fields; i.e., electrical, electronics, computer science, information technology, physics, civil, mechanical, textiles, automobiles and metallurgy and will examine the same expeditiously.

5.17 Amendments in Patent Rules

5.17.1 The Patent Rules, 2003 have been amended w.e.f 16-05-2016 to streamline processes and make them more user-friendly.

5.17.2 Provisions have been included for condonation of delay due to war/ natural calamities.

5.17.3 Refund of fees in certain cases has been permitted, as also withdrawal of application being permitted without any fees.

5.17.4 Timelines have been prescribed to ensure speedy disposal and limits are put on the number of admissible adjournments.

5.17.5 Applications can be transferred electronically from any of the Patent Office branches to another.

5.17.6 Expedited Examination is permitted on certain grounds. By amendment of Patents Rules, 2019, 8 more categories of applicants have been brought under the provision of Expedited Examination from 17.09.2019. 671 Patents have been granted against the expedited examination applications received till 31.12.2019.

5.17.7 Video-conferencing has also been made fully operational from the applicant's/ agent's location across all offices. Hearing through video conferencing is used by large number of applicants for patents.

5.17.8 Special provisions have been made for startups whereby they are eligible to get 80% rebate in fees vis-à-vis other companies as also expedite their application.

5.18 Amendments in Trademark Rules:

5.18.1 The Trade Mark Rules, 2017 were notified and came into effect from 6th March, 2017.

5.18.2 50% lower fares for filing Trade Mark Applications by Individuals/ Startups/ Small Enterprises vis-à-vis Companies.

5.18.3 74 separate forms and applications have now been replaced by 8 consolidated forms.

5.18.4 Process of determining a well-known mark has been laid out for the first time.

5.18.5 E-filing encouraged through 10% rebate in fees for e-filing vis-à-vis physical filing of Trade Mark Applications.

5.18.6 Email now recognized as a Mode of Service.

5.18.7 Video Conferencing is allowed for Hearings now.

5.18.8 'Startup' and 'Small Enterprises' have been defined. Same applies to both Indian and foreign entities.

5.18.9 Provisions relating to expedited processing of an application for registration of a Trade Mark which was available only upto

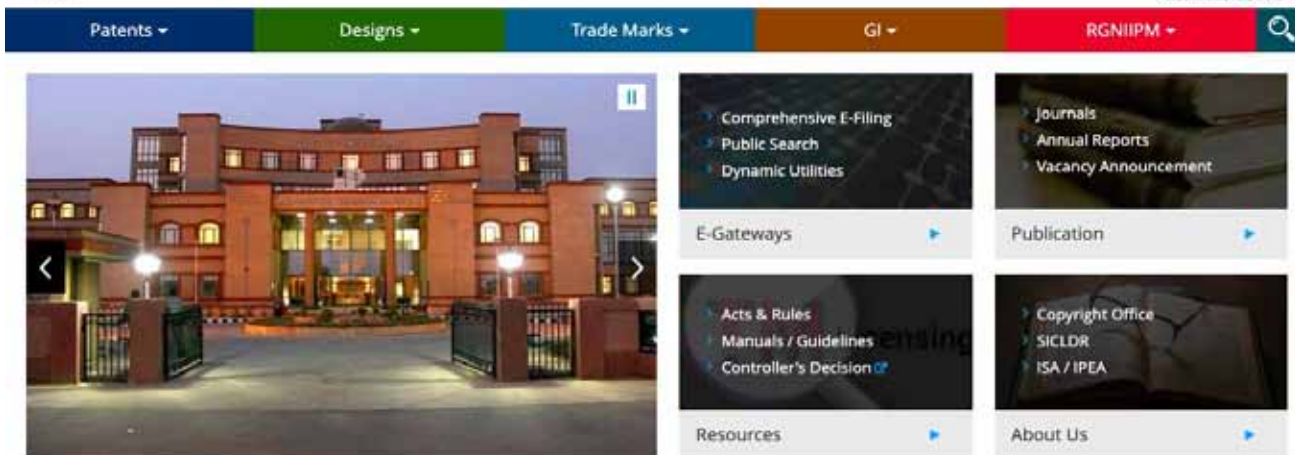
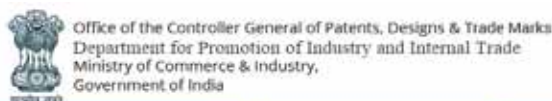
examination stage have been extended right up to the registration stage.

5.18.10 The new Rules have an express provision for filing applications for sound marks which must now be submitted in an MP3 format, not exceeding 30 seconds in length. This is also to be accompanied with a graphical representation of the sound notations. In this regard, the definition of "graphical representation" has also been revised to include representation in digitized form.

5.19 Office of the Controller General of Patents, Designs and Trademarks (CGPDTM)

5.19.1 The Office of the Controller General of Patents, Designs and Trade Marks (CGPDTM), a subordinate office under the Ministry of Commerce & Industry, with headquarters at Mumbai, is primarily concerned with administration of Patents, Trade Marks, Designs, Geographical Indications and Semi-Conductor Integrated Circuits Layout Design Registry (SCILDR) and functioning of IP offices in the country.

5.19.2 Redesigned IPO Website: The website of Controller General of Patents, Designs and Trade Marks, www.ipindia.nic.in has been



redesigned to make it more informative, interactive and user-friendly. A comprehensive and dynamic Patent Search Portal has been developed on the IPO website. The status of patent applications including publication, examination, grant and renewal, as well as all post-publication patent documents, are available freely for public search through this portal.

5.19.3 Infrastructure Development: Four state of the art, modern and integrated Intellectual Property Office buildings have been constructed for housing the Patents, Designs, Trademarks and Geographical Indications, Copyrights and Semi-conductor Integrated Circuits Layout-Design, offices at New Delhi, Kolkata, Ahmedabad, Chennai and Mumbai.

5.19.4 ISA/IPEA Building Delhi: The ISA/IPEA Building, constructed as an extension to IPO building at Dwarka, Delhi is fully functional and has been instrumental in establishing India as a competent office in the international arena.

5.19.5 TMR Complex Ahmedabad: A new building has been constructed through NBCC at Ahmedabad for accommodating Trade Marks Office and Intellectual Property Office Archives.

5.20 Geographical Indications Registry (GIR)

5.20.1 The GIR is a statutory organization setup for the administration of the Geographical Indications of Goods (Registration & Protection) Act, 1999 which came into force on 15th September, 2003. A total of 361 Geographical Indications (GIs) have been registered as on 31-12-2019 in India, including 14 foreign products.

5.20.2 Apart from registration of GIs and authorised users of GIs, the registry has also actively participated in several awareness

programmes on promotion of Indian GIs, exhibitions and seminars.

5.21 Copyright Office

5.21.1 The administration of the Copyright Act, 1957 along with related matters has come under the purview of the Department of Industrial Policy & Promotion w.e.f. 17.03.2016, consequent to amendment in the Government of India (Allocation of Business) Rules, 1961.

5.21.2 The Copyright office was established in 1958 under section 9(1) of the Copyright Act, 1957. It is situated in Delhi. The main function of the Copyright Office is to undertake registration of copyrights. Copyright subsists in the following classes or works:

- i. Original literary, dramatic, musical, and artistic works;
- ii. Cinematographic films; and
- iii. Sound Recording

5.21.3 Digitization of Records of Copyright Office for the period from date of inception i.e. 1958 till 2015 have been completed.

5.21.4 Improvement in website (www.copyright.gov.in) increased transparency by means of publishing of entries in register of Copyrights and new applications.

5.21.5 Pendency in examination of new applications was reduced to about one month, which being the mandatory waiting period for inviting objections to new applications. This trend has been maintained in 2019-20 also.

5.21.6 India acceded to two WIPO treaties on Copyrights i.e. WIPO Copyright Treaty & WIPO Performances and Phonograms Treaty in 2018. The treaties came into force on 25th December 2018.

5.22 Semi-Conductor Integrated Circuits Layout Design Registry (SCILDR)

5.22.1 The objective of implementing Semi-Conductor Integrated Circuits Layout Design Act 2000 is to act as a catalyst for generation of Intellectual Property relating to Semiconductor Integrated Circuits Layout Designs. The Registry was established with Head Office at Ministry of Electronics and Information Technology (MeitY), the erstwhile DeitY, vide notification dated 1st March 2004 and was operationalised w.e.f. 1st May 2011.

5.22.2 In order to bring all IPR- related activities under a single umbrella, administration of the Semiconductor Integrated Circuits Layout Design (SICLD) Act 2000 and the semiconductor Integrated Circuit Layout Design (SICLD) Rules 2001 has been transferred to this Department in December 2016, consequent to amendment in the Government of India (Allocation of Business) Rules, 1961.

5.22.3 The Registry examines layout designs of the Integrated circuits and issues Registration Certificate to the original layout designs of semiconductor integrated circuits. The SICLD Registry is propagating the importance of semiconductor IC design registration. Till 2019, eight SICLD applications have been filed for registration of which two have been registered.

5.23 Intellectual Property Appellate Board (IPAB)

5.23.1 Intellectual Property Appellate Board (IPAB) has been established in the year 2003, under Section 84 of the Trade Marks Act, 1999. The Board hears appeals against the decision of Controller of Patents under the Patents Act, 1970 and Registrar /Asst. Registrar of Trade Marks under the Trade Marks

Act, 1999 and Geographical Indication cases under the Geographical Indication & Protection Act, 1999. The Copyright Board and Plant Varieties Protection Appellate Tribunal function under the ambit of IPAB in accordance with their respective Acts and Rules.

5.23.2 Presently, IPAB has its Headquarters at Chennai and conducts its Circuit Bench sittings periodically at Ahmedabad, Delhi, Kolkata and Mumbai.

5.24 Facilities for Startups

5.24.1 Patents (Amendment) Rules 2016, enacted on 16th May 2016, provides fee concession to startups in respect of their patent applications. Startups have to pay all patent fees including filing fee at par with a natural person only; thereby providing 80% fee concession in patent fees as compared to other legal entities. Further, expedited examination is also allowed for startup patent applications.

5.24.2 Similarly, Trade Marks Rules, amended with effect from 6th March 2017, provides 50% fee concession for startup applications.

5.25.3 Till 31st December 2019, applicants for 2632 new startup patent applications have availed benefit of 80% fee reduced in filing, while 5137 trademark applications filed by startups have been given 50% fee concession.

5.24.4 Scheme for Facilitating Startups Intellectual Property Protection (SIPP) for benefit to Facilitators of startup applications in Patents, Designs and trade Marks has been extended for 3 years. Till 31st December 2019, 211 facilitators in Patents and Designs and 241 facilitators in Trademarks have been registered.

5.24.5 Till 31st December 2019, 789 Startups have submitted request for expedited examination under Rule 24 (C) of Patent (Amendment) Rules 2016. First examination

report has been issued in case of 689 applications and 269 patents have been granted.

5.25 Madrid Protocol for International Registration of Trademarks

5.25.1 India has acceded to the Madrid Protocol, which is a simple, facilitative and cost-effective system for international registration of trademarks.

5.25.2 Till 31st March 2019, 62041 international applications seeking protection of trademarks in India have been forwarded by WIPO to the Indian Trademark Office for confirming protection of such marks in India.

5.25.3 Further, up to 31st December 2019, 72532 such applications have been forwarded by WIPO. On the other hand, Indian Trade Marks Office received 1585 Indian applications for international registration of trademarks under the Madrid Protocol, out of which 1484 applications have been certified and forwarded to the WIPO and 1062 such applications have been registered at the International Bureau of WIPO.

5.26 Treaties on International Classification (for Trademarks and Design)

5.26.1 India has also acceded to these Treaties on International Classification (for trademarks and designs) in June 2019; came into force on September 2019:

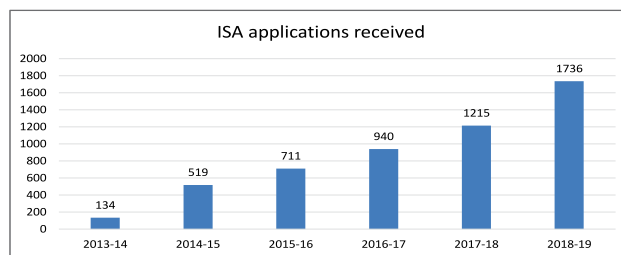
- i. Nice Agreement Concerning the International Classification of Goods and Services for the Purposes of the Registration of Marks
- ii. Vienna Agreement establishing an International Classification of the Figurative Elements of Marks
- iii. Locarno Agreement Establishing an International Classification for Industrial

Designs

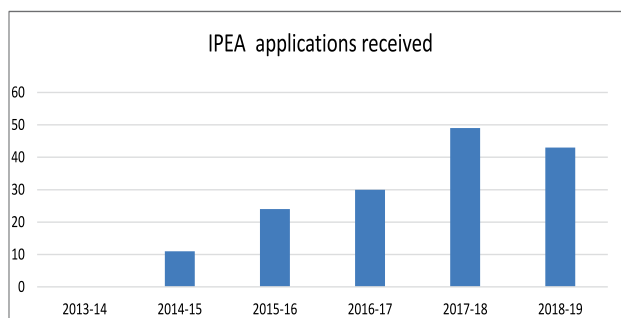
5.27 International Search Authority and International Preliminary Examining Authority

5.27.1 India started functioning as an International Search Authority/ International Preliminary Examining Authority (ISA/ IPEA) under PCT from 15th October, 2013. The ISA/ IPEA functions with a full-fledged set up at the new IPO premises at Delhi having all operational facilities of international standards, including dedicated manpower, establishment of digital database of patent records, access to major patent databases and modern search engines.

5.27.2 As on 31st December, 2019, the Indian Patent Office as ISA, has received 6483 international applications choosing India as ISA, requesting for international search reports and 236 applications choosing India as IPEA for international preliminary examination.



Total applications in ISA received till 31st December 2019 = 6483



Total applications received in IPEA till 31st December 2019 = 236

5.27.3 Indian Patent office (ISA) has successfully improved the timeliness of establishing International Search reports (ISR) over the years. During the year 2015-16, about 41% search reports were issued within time i.e. 3 months from search copy received by ISA, whereas during 2016-17, about 68% reports were issued in time which improved to 97% during 2017-18. The percentage of timeliness in issuing ISRs has further increased to 99.3% by end of 2018-19.

5.28 Quality Management in Processing of IP Applications:

5.28.1 Patent - Computerisation and IT-enabled functioning of Patent Office and computerised work-flow for patent processing has resulted in enhanced speed of patent processing, examination and grant, improved service to stake holders and transparency.

5.28.2 Requests of Examination (RQ) across four branch office filed in a particular examination group have been merged to form a single queue based on RQ Filing Date, which are allocated for examination automatically through a system. Thus, the discrepancy earlier existing among four branch offices with respect to time when RQs in the same group

used to be taken up for examination has been removed. Further, auto-allocation of Requests of Examination (RQ) is irrespective of the number of examiners /controllers at a specific patent office location. Besides, physical presence of an examiner at a particular location has also become insignificant.

5.28.3 Trademarks - Computerised module-based system has been adopted for all functions in the registration process for trademarks and maintenance of register of trademarks. A Pre-Registration Amendment Section has been created at each of the five branches of the Trade Marks Registry to attend to corrections/amendments in the records. Process of hearing has been streamlined and only those cases are set down for hearing where objection raised in the examination reports could not be waived after consideration of the reply. Publication of registered trademarks has been automated and registration certificates are generated and sent to applicant's e-mail address automatically. Similarly, process of renewal of trademarks has been automated.

5.29 IPR Trends (IPR Statistics in the form of Tables, Charts are at Appendix-VII)

United Nations Industrial Development Organisation (UNIDO)

6.1 Introduction and overview

6.1.1 The United Nations Industrial Development Organization (UNIDO) is the specialized agency of the United Nations that promotes industrial development for poverty reduction, inclusive globalization and environmental sustainability.

6.1.2 UNIDO's mission is to promote and accelerate inclusive and sustainable industrial development (ISID) in its 170 Member States. India has been an active member of UNIDO since its inception. India is both a recipient and well as a contributor to the programmes of UNIDO and hosts one of the UNIDO's largest technical cooperation portfolios. The Department for Promotion of Industry and Internal Trade (DPIIT) is the nodal government-department for all matters related to the operations of UNIDO in India.

6.1.3 UNIDO's activities in India are guided by a Country Program (CP), which serves as the framework for its interventions, aligned with national priorities. The 2018 independent country evaluation confirmed the relevance and strong alignment between UNIDO projects and government policies, existence of strong partnerships with national institutions, and revealed across-the-board satisfactory progress towards outputs and outcomes.

6.1.4 These findings were included in CP 2018-2022 was approved and executed by DPIIT and UNIDO. CP 2018-2022 focuses

on 4 key result areas, namely (i) productive and resilient MSMEs; (ii) solutions for climate, resources and environment; (iii) inclusive and responsible value chains and businesses; and (iv) strategic policy for industrial transformation. The objectives of the CP 2018-22 are fully aligned with the United Nations Sustainable Development Framework (UNSDF) 2018-2022 (agreed upon between the NITI Aayog, Government of India and all UN agencies in India) and are supportive to the policies, missions and initiatives of the Government of India (such as Make in India, Skill India, Smart Cities, Swachh Bharat, Start-up India, etc.).

6.1.5 UNIDO has established its presence in India by means of the following office and centre:

6.1.5.1 UNIDO Regional Office (URO), New Delhi

The UNIDO Regional Office is headed by a UNIDO Representative (UR) in India. The URO promotes UNIDO's mandate of inclusive and sustainable industrial development. It coordinates mobilization and dissemination of knowledge, information, skill and technology for fostering industrial development by applying best practices and approaches to common problems of the region. The core elements of UNIDO's technical cooperation services in India are to implement its activities in support of national policy priorities and development strategies; to build strong and long-term partnerships with governments and

manufacturing sector; to increase UNIDO's visibility; and to focus its assistance in a manner that addresses global, especially the 2030 Agenda for Sustainable Development and its Sustainable Development Goals (SDGs).

6.1.5.2 International Centre for Inclusive and Sustainable Industrial Development (IC-ISID), New Delhi

DPIIT and UNIDO jointly established the International Centre for Inclusive and Sustainable Industrial Development (IC-ISID) in August 2015. IC-ISID brings together best practices and manufacturing technology to Indian Industries and share India's experience in cluster-based development with other developing countries, within the framework of South- South Cooperation. Several projects have been undertaken through IC-ISID in sectors such as leather, pulp and paper, cement and bicycles.

6.2 About UNIDO

6.2.1 DPIIT is the nodal department in the Government of India for all matters related to UNIDO's operations in India. UNIDO, headquartered in Vienna (Austria), was established in 1966 and became a specialized agency of the United Nations in 1985 to promote industrial development and cooperation at the global, regional, national and sectoral levels. India has been an active member of the organization since its inception.

6.3 Aims and Objectives:

6.3.1 UNIDO's mission, as described in the Lima Declaration adopted at the fifteenth session of the UNIDO General Conference in 2013, is to promote and accelerate inclusive and sustainable industrial development (ISID) in developing countries and economies in transition. In line with this mandate, the

organization's programmatic focus is structured in four strategic priorities:

- i. Creating shared prosperity
- ii. Advancing economic competitiveness
- iii. Safeguarding the environment
- iv. Strengthening knowledge and institutions

6.3.2 Each of these programmatic fields of activity contains a number of individual programmes, which are implemented in a holistic manner to achieve effective outcomes and impacts through UNIDO's four enabling functions: (i) technical cooperation; (ii) analytical and research functions and policy advisory services; (iii) normative functions and standards and quality-related activities; and (iv) convening and partnerships for knowledge transfer, networking and industrial cooperation.

6.4 Organization and Its Policymaking Organs

6.4.1 The Organization is headed by a Director-General. The main policymaking organs of UNIDO are (i) General Conference; (ii) Industrial Development Board; and (iii) Programme and Budget Committee.

6.4.2 General Conference (GC)

The General Conference (GC) is UNIDO's supreme policymaking organ where all Member States meet once every two years. The GC determines the guiding principles and policies of the Organization, approves the budget and work programme of UNIDO. Every four years, the GC appoints the Director-General. The GC also elects the members of the Industrial Development Board and the Programme and Budget Committee. The 18th Session was held during 3-6 November 2019 in Abu Dhabi, in which Ms Sumita Dawra, JS (DPIIT) led the Indian delegation.

6.4.3 Industrial Development Board (IDB)

The Industrial Development Board (IDB) comprises (53 members), elected for a four-year term on a rotational basis from all Member States. It reviews the implementation of the work programme, the regular and operational budgets, makes recommendations to the General Conference on policy matters, including the appointment of the Director-General. The IDB meets once a year.

6.4.4 Programme and Budget Committee (PBC)

The Programme and Budget Committee (27 members) meets once a year to assist the Board in the preparation and examination of the work programme, the budget and other financial matters.

6.5 Collaboration with other UN Agencies

6.5.1 United Nations Country Team (UNCT)

6.5.1.1 At the national level, UNIDO is part of the UN system, through the United Nations Country Team (UNCT), which comprises the Heads of Agencies residing in the country and convened by the UN Resident Coordinator (UNRC). Through the UNCT, UNIDO actively participates in government and business outreach, advocacy, coordination meetings and annual strategic meetings, aimed to facilitate joint programming and implementation with other UN agencies.

6.5.1.2 UNIDO's contribution to UNCT is guided by the India- United Nations Sustainable Development Framework (UNSDF) 2018-2022, which was signed on 28th September 2018 between NITI (National Institution for Transforming India) Aayog and the UNCT.

6.5.1.3 With the implementation of the reform agenda for the UN development system from

January 2019, UNIDO has been strengthening its collaboration with sister UN agencies, including in India. For example, UNIDO jointly implements project on sustainable city development with UN Habitat and on alternatives to DDT with UN Environment, whereas UNIDO also contributed to joint UN missions to support the International Solar Alliance (ISA) and the implementation of the National Clean Air Programme (NCAP).

6.6 India's Contribution

6.6.1 India is a founding member of UNIDO. It is both a recipient as well as a contributor to UNIDO's programs. India contributes to the regular budget of UNIDO (assessed contribution), which currently amounts to EUR 0.8 million annually. In addition, India also makes an annual voluntary contribution to the Industrial Development Fund (IDF) of UNIDO.

6.7 UNIDO- India Country Program (CP)

6.7.1 The CP 2013-17 had as its priorities advancing economic competitiveness and fostering green industrial development. Even though CP 2013-2017 is formally closed several longer duration projects still continue, particular in areas of energy efficiency and renewable energy, cleantech innovation and environmentally sound management of chemicals and waste.

6.7.2 The successor CP 2018-2022 was designed to enhance the support of the UNIDO to the Government of India to transition to inclusive and sustainable industrial development (ISID). This CP builds upon the achievements and lessons learned from UNIDO's five decade track record of technical cooperation in India and is aligned with the agreed priorities of the United Nations in India, as established under the India United

Nations Sustainable Development Framework (UNSDF) 2018-22. The CP 2018-22 aims to support key initiatives of the Government of India, including, amongst others, the 2011 National Manufacturing Policy (NMP), the 2017 Industry Policy Discussion Paper and the Nationally Determined Contributions (NDCs) under the Paris Agreement on climate change, as well as the associated major missions of the Government of India, including Make in India, Skill India, Swachh Bharat and Start-up India. CP 2018-22 has established four key results areas namely:

- i. Productive and resilient micro, small and medium enterprises (MSMEs): including intervention strategies for MSME business ecosystem, for skilled workforce and for technology, quality and management.
- ii. Climate, resources and environment solutions: including intervention strategies focused on energy, renewables and air pollution; resources, water and effluents; and chemicals and waste.
- iii. Inclusive and responsible value chains and businesses: with as the intervention strategies sustainable livelihoods and responsible business.
- iv. Strategic policy for industrial transformation: having as its intervention strategies insight and foresight and public private development partnerships and dialogue.

6.7.3 Further, CP 2018-22 also comprises cross-cutting flagship initiatives, that would operate at meta-level, building upon projects and activities from across the four key results areas, potentially complemented with additional strategic projects. These flagships are: (1) Industries for north-eastern states livelihoods; (2) India innovation incubator; and (3) Global Solutions from India.

6.8 UNIDO-DPIIT International Centre for Inclusive and Sustainable Industrial Development (IC-ISID)

6.8.1 The UNIDO International Centre for Inclusive and Sustainable Industrial Development (IC- ISID), supported by the Department for Promotion of Industry and Internal Trade (DPIIT), has been designed to foster a holistic approach to interlinked development strategies. IC-ISID works to increase industrial competitiveness through technology upgrading, innovation, generation of decent jobs for women and men, environment protection and access to energy. The Centre was inaugurated on 27th August, 2015 and was the result of the merger of two previously existing UNIDO Centres in India: (i) The International Centre for Advancement of Manufacturing Technology (ICAMT) and (ii) The UNIDO Centre for South-South Industrial Cooperation (UCSSIC).

6.8.2 IC-ISID echoes the theme of the 2030 Sustainable Development Agenda, as well as UNIDO's mandate of inclusive and sustainable industrial development (ISID) with its objectives of:

- i. Promoting the introduction of advanced manufacturing technologies to the manufacturing sector in India to strengthen the productivity and competitiveness of SMEs through technology-led interventions.
- ii. Identifying and transferring the best and proven technology-led solutions from India to developing countries (particularly the LDCs), under the South-South and Triangular Cooperation modality
- iii. Fostering inclusive and responsible value chain development focussing on circular economy.

- iv. Supporting initiatives in strategic areas for industrial transformation, aligning with UNIDO's mandate and initiatives of the Government of India.
- v. Serving as a model centre of excellence for promoting targeted interventions in select industrial and manufacturing sectors.

6.8.3 IC-ISID furthermore serves as a platform for advocacy on aspects of inclusive and sustainable industrial development in India. On 14 November 2019, UNIDO in cooperation with DPIIT and Invest India, hosted a ministerial roundtable dialogue on Manufacturing for India@75, to explore challenges for moving towards a 1 trillion USD manufacturing sector in India. Moreover, UNIDO contributed to several DPIIT supported initiatives, including the state level consultation on Make in India on 30 Oct 2019.

6.8.4 Key Achievements of IC-ISID Projects

6.8.4.1 IC-ISID works to enhance competitiveness of select sectors and clusters, through technology demonstration and transfer of state-of-the-art technologies, enhancement of technical capacity and skills of the key Indian technical institutions and industries, the adoption of best practices and appropriate measures such as improved and cleaner manufacturing processes, waste management and energy efficiency, and assessment of innovation capacity in Indian industries. A brief description of the activities undertaken under each of the projects is given below.

6.9 Bicycle Project

6.9.1 The project aimed to strengthen the capacity and capability of the Research and Development Centre for Bicycle and Sewing Machines (RDCBSM), the All India Cycle Manufacturers' Association (AICMA) and the

United Cycle & Parts Manufactures Association (UCPMA) to provide management and technical support to the Indian bicycle sector with a view to strengthen its global competitive position. The project facilitated comprehensive technical capacity and capability upgrading for RDCBSM and the associations through a series of soft interventions (including technology transfer; technical workshops, international study tours; fellowship training programmes; partnerships with international organizations; and hands-on training programmes) and hard interventions (procurement of equipment for the testing facility of RDCBSM).

6.9.2 The following activities were undertaken in 2019:

- i. The project set up testing facilities for ROHS (Restriction of Hazardous Substances)/ REACH (Registration, Evaluation, Authorization and restriction of Chemicals) Directives. This additional testing facility supports manufacturers in meeting compliance requirements for exports to European markets.
- ii. An Optical emission direct reading spectrometer was procured under the project, towards upgrading of RDCBSM's testing facilities.
- iii. RDCBSM's prototyping capabilities were strengthened through the procurement of a 3D printer and delivery of attendant training on its usage.
- iv. Three technical workshops were conducted in the following areas:
 - a. Material behavior and failure analysis
 - b. Finite element analysis (FEA)
 - c. Entrepreneurial competencies
- v. Fellowship training programmes:

- a. **E-bikes:** 10 officials from RDCBSM and 4 representatives from industry units completed a two-week technical training in ‘Electric bicycles’, conducted by the Light Electric Vehicle Association (LEVA), USA. The training covered theoretical and practical aspects of testing e-bike components and setting up test stations and requisite software for controller-display-sensor systems, batteries and chargers, motors and complete e-bike data logging. The 14 participants were certified as ‘LEVA Instructors’ to enable them to deliver training programmes in the area of E-bikes.
 - b. **Bicycle testing:** A fellowship training programme in the area of ‘Bicycle testing’ was conducted at EFBE Pruftechnik, Germany for 3 officials from RDCBSM, to increase their proficiency in the testing they currently carry out, as well as providing exposure to newer, advanced testing procedures.
- vi. Hands-on training programmes: A hands-on training programme was conducted in the area of ‘Bicycle assembly’, covering procedures and best practices regarding frame inspection and alignment, finishing, and preparation for final assembly using different frame models.
- vii. Twinning of RDCBSM and industry associations was also facilitated for increased institutional linkages with leading international organizations. Towards this, the following joint declarations (JDs) were signed between:
- a. RDCBSM and EFBE Pruftechnik GmbH, Germany; (RDCBSM and EFBE have conducted an inter-lab comparison of test results on a no-cost bases under this joint declaration)
 - b. RDCBSM and the Light Electric Vehicle Association (LEVA), USA
 - c. RDCBSM and the Kunshan Products Safety Inspection Institute (KBTC), China
 - d. RDCBSM, AICMA and the National Association of Two Wheels Industries, Hardware, Furniture and Related Products (ABIMOTA), Portugal
 - e. AICMA, UCPMA and the Confederation of the European Bicycle Industries (CONEBI)
 - f. AICMA and the European Cyclists’ Federation (ECF), Belgium
- 6.9.3 A final evaluation of the project was conducted, which found that the project was considered highly relevant by all the stakeholders, who were interviewed, and that the intervention was a highly relevant step towards the growth and development of the Indian bicycle industry. The project was operationally completed on 30 November 2019.

6.10 Paper Project

6.10.1 The paper project, titled ‘Firm-level demonstration of technologies and productivity enhancement for the pulp and paper industry’, started implementation in August 2019. The project is a successor to the earlier project, ‘Development and adoption of appropriate technologies for enhancing productivity of the pulp and paper sector’ (2015-2018). The objective of the ongoing project is to contribute to enhancing

the productivity and competitiveness of the Indian pulp and paper industry. The project approach comprises two types of interventions at the firm-level: (i) process optimization and productivity enhancement measures; and (ii) pilot demonstration of new technologies with high potential for productivity enhancement and replication across the sector. This project is being implemented in close cooperation with the Central Pulp & Paper Research Institute (CPPRI) and national and regional level industry associations. The details of these interventions are provided below:

i. Process optimization and productivity enhancement measures (PEMs)

This activity involves the implementation and demonstration of shop-floor interventions in paper mills to enhance productivity and production efficiency through:

- a. Optimization of process parameters pertaining to technical aspects of paper production
- b. Adoption of manufacturing excellence tools (such as Kaizen, 5S, TQM, etc.)

ii. Demonstration of identified technologies

This activity involves the pilot-level demonstration of two technologies at paper mills:

- a. Membrane filtration: to facilitate maximum recycling of treated process water by treating paper mill effluents to reduce color, total dissolved solids (TDS), chemical oxygen demand (COD) and other pollutants as per prescribed pollution norms
- b. Black liquor heat treatment: to improve the energy efficiency of

the chemical recovery system by reducing the viscosity of black liquor, enabling achievement of higher black liquor solids during evaporation in agro-based pulp and paper mills

6.10.2 Pilot Demonstration Units (PDUs) for each technology are being designed, developed and operationalized in paper mills (including trials, optimization of the process parameters, continuous operations under stabilized conditions and validation of the results) to show the techno-economic feasibility of adoption in the Indian context.

6.10.3 The primary beneficiaries of the project are pulp and paper mills, spread across the country. The project interventions are expected to support the Indian paper industry in (i) improved product quality, productivity and process and resource efficiency, (ii) increased water recycling and reduced freshwater consumption and wastewater discharge, and (iii) ability to meet stringent discharge norms prescribed by regulatory authorities.

The following activities have been completed in 2019:

- i. Project commencement meetings were organized with the senior management of CPPRI and the national-level industry associations to discuss the objectives and planned demonstration activities of the project.
- ii. 4 sensitization workshops were conducted in the 4 major paper industry clusters across India, in Kolkata (01 October 2019), Ludhiana (04 October 2019), Vapi (15 October 2019) and Coimbatore (17 October 2019). The workshops were attended by representatives of Indian paper mills, CPPRI, regional and national-level paper industry associations, as well as key stakeholders such as the National

Productivity Council, the Punjab Pollution Control Board (PPCB) and the Gujarat Council on Science and Technology. The industry representatives were apprised of the project activities and inputs were sought on the technologies and productivity-enhancement measures to be demonstrated under the project.

- iii. The preliminary technical specifications of the two pilot demonstration units are currently being prepared in consultation with CPPRI and national and international technology experts. Consultations with national and international technology suppliers are also being conducted.
- iv. A mission to Sweden and Finland (24-30 November 2019) was organized for detailed consultations with international technical institutions and technology suppliers, such as RISE Innventia (Sweden), IVL Swedish Environmental Research Institute, Valmet Technologies (Finland) and the Tampere University of Technology (Finland) to seek inputs towards the technology demonstration units and productivity enhancement measures.
- v. A visit of an international expert in the area of liquor heat treatment technology was also organized, to assess the processes and set-up of Indian paper mills, towards the development of the black liquor heat treatment pilot demonstration unit.
- vi. Towards the implementation of the PEMs, the development of the audit tool to assess selected mills has also been initiated.

6.11 Innovation survey project

6.11.1 This project, titled 'India Innovation and Systems Survey 2019', is being implemented in cooperation with

the Department of Science and Technology (DST), Government of India. The objective of the project is to assist DST in developing an analytical framework for measuring firm-level innovation and the national system of innovation (NSI) by collecting data from firms and NSI actors, as a follow up of the first Indian innovation survey conducted by DST in 2011.

6.11.2 The expected outcomes are:

- i. Enhanced understanding of private sector innovation capabilities and capacities and the innovation support infrastructure (system of innovation)
- ii. Enhanced innovation performance by Indian firms

6.11.3 The project has been formally approved by DST for implementation by UNIDO, as a part of IC-ISID's project portfolio. The project document has been signed and the first tranche of funds has been released, following which project implementation is to commence (from December 2019).

6.12 Photographs

6.12.1 DPIIT UNIDO cooperation



Ministerial roundtable dialogue on Manufacturing for India@75, with Honorable Som Prakash, Minister of State for Commerce and Industry, Honorable Arjun Meghal, Minister of State for Heavy Industry and Public Enterprises and Honorable Rameswar Teli, Minister of State for Food Processing Industry, 14 November 2019.



Ms Sumita Dawra, JS DPIIT, addressing the plenary meeting of the 18th General Conference of UNIDO, Abu Dhabi, 3-6 November 2019.

6.12.2 Bicycle project



Fellowship training on 'E-bikes' at RDCBSM (February 2019)



Practical session during fellowship training on 'E-bikes' at RDCBSM (February 2019)



Workshop on 'Material behavior and failure analysis' (February 2019)

6.12.3 Paper project



Sensitization workshop – Kolkata (01 Oct 2019)



Sensitization workshop – Ludhiana (04 Oct 2019)



Sensitization workshop – Vapi (15 Oct 2019)



Visit to pilot facility of IVL Swedish Environmental Research Institute



Sensitization workshop – Coimbatore (17 Oct 2019)



Membrane bioreactor facility of IVL Swedish Environmental Research Institute



Meeting with technical experts at RISE Innventia (Sweden)



Visit to Pilot facility at Tampere University of Technology (Finland)

Industrial Corridors

7.1 The Delhi Mumbai Industrial Corridor (DMIC)

7.1.1 The Delhi Mumbai Industrial Corridor (DMIC) Project has made considerable progress in the recent time as land allotment process have been initiated at all the four (04) locations where construction activities are nearing completion. Also, many major industries have started production in the Industrial Area.

7.1.2 The node/city wise progress is as under:

7.1.2.1 GUJARAT

(a) Dholera Special Investment Region (DSIR):

- i. DSIR has been planned over an extensive area of land measuring approximately 920 sq. km and the developable area in DSIR is divided into six (6) Town Planning Schemes, admeasuring 422.42 sq km, i.e. TP scheme-1 to TP scheme-6;
- ii. Further, an Activation Area of 22.5 sq. kms has been carved out based on the availability of land which will facilitate the early take off of various infrastructure components in DSIR;
- iii. SPV by the name of "Dholera Industrial City Development Limited" has been incorporated
- iv. State Govt. has transferred 30.27 sq. kms to the SPV and matching equity

amounting to ₹1745.54 crore has been released by NICDIT

- v. Cabinet Committee on Economic Affairs (CCEA) had approved the tender packages for various infrastructure components amounting to ₹2784.82 crore divided into five packages, the individual status is as under:
 - vi. EPC for Roads and Services: Contract awarded. L&T is the selected bidder and implementation activities are in progress
 - vii. EPC for ABCD Building Contract awarded. Cube Construction Engineering Ltd. is the selected bidder and implementation activities have been completed.
 - viii. EPC for Water Treatment Plant (WTP): Contract awarded. SPML is the selected bidder and implementation activities are in progress
 - ix. EPC for Sewage Treatment Plant (STP): Contract awarded. L&T is the selected bidder and implementation activities are in progress
 - x. EPC for Central Effluent Treatment Plant (CETP): contract awarded. L&T is the selected bidder and construction activities are in progress
 - xi. The land allotment policy has been finalized and 03 plots admeasuring 152.71 acres allotted; Anchor Investor - Tata Chemicals (126 acres)

- xii. Selection of Master System Integrator (MSI) for implementation of various smart city components is under progress.
- xiii. Further, project development activities are being taken forward for other connectivity projects i.e. Bhimnath Dholera Rail Link Project, and Greenfield International Airport at Dholera for which Airport Authority of India (AAI) has taken 51% equity into the project and Shareholders Agreement (SHA) has been executed between AAI, Govt. of Gujarat & NICDIT. NICDIT as part of its equity (16%) has released ₹19.85 crore.
- xiv. NHAI has taken up the implementation of Ahmedabad – Dholera expressway and has issued the construction tenders to build the expressway. Land within DSIR area to be provided by Dholera Special Investment Region Development Authority (DSIRDA).

(b) Multi Modal Logistics Park (MMLP) at Sanand

- i. The Shareholder’s Agreement (SHA) to be executed between NICDIT and Government of Gujarat through GIDC has been approved by the Board of Trustees of NICDIT in its 4th meeting held on 30th August, 2019.
- ii. The Feasibility report for the same is under finalization.

7.1.2.2 Maharashtra

(a) Shendra Bidkin Industrial Area (SBIA):

- i. Node/City level SPV by the name “Aurangabad Industrial Township Limited” has been incorporated
- ii. State Govt. has transferred 8.39 sq kms to the SPV for Shendra Industrial Area and 13.76 sq. kms for Bidkin Industrial Area. Matching equity amounting to ₹602.80

crore and 1399.90 crore has also been released by NICDIT till Nov 19’.

(b) Shendra Industrial Area

For Shendra Industrial Area, Cabinet Committee on Economic Affairs (CCEA) had approved the tender packages for various infrastructure components for ₹1533 crore. Further the individual status of various packages is as under:

- i. EPC activities for District Administration (AURIC) Building work is completed along with testing and commissioning;
- ii. Hon’ble Prime Minister dedicated Shendra Industrial Area (under DMIC) to the Nation.
- iii. EPC for Roads, Drains, Culverts, Water Supply, Sewerage and Power systems awarded. Shapoorji Pallonji is the selected bidder and implementation activities are nearing completion.
- iv. EPC for construction of Road over Bridges awarded. Patil Construction and Infrastructure Ltd is the selected bidder and implementation activities are nearing completion
- v. EPC for Sewerage Treatment Plant (STP), Common Effluent Treatment Plant (CETP) & Solid Waste Management awarded and implementation activities are in progress
- vi. EPC for Landscape and Irrigation awarded and implementation activities are in progress
- vii. ICT Master System Integrator (MSI) works awarded and the Command & Control Centre with various functions is operational
- viii. The land allotment policy has been finalized and 58 plots admeasuring 160.30 acres allotted; Anchor Investor – HYOSUNG (100 acres); Four (4)



industries have already started production at Shendra.

(c) Bidkin Industrial Area

For Bidkin Industrial Area, Cabinet Committee on Economic Affairs (CCEA) had approved the infrastructure packages worth ₹6414.21 crore for 31.79 Sq Km to be undertaken in 3 Phases and the individual status of various packages is as under:

- i. L&T has been appointed as the EPC Contractor for Phase-1 i.e. 10 sq. kms for roads, underground utilities/services and implementation activities are in progress.
- ii. KEC has been appointed as the ICT Master System Integrator (MSI) works and implementation activities are in progress
- iii. The Detailed Project Report for Paithan road for providing connectivity to Shendra and Bidkin Industrial area is being finalized by NHA

(d) Dighi Port Industrial Area (DPIA)

- i. Project development works for Dighi Port Industrial Area (DPIA) are also being taken forward and detailed master planning and preliminary engineering is underway
- ii. Entire land required for phase-1 development of DPIA i.e. 3000 Hec is in possession of the State Govt.

7.1.2.3 Madhya Pradesh

(a) Integrated Industrial Township 'Vikram Udyogpuri' Project, Ujjain:

- i. Project SPV by the name "DMIC Integrated Industrial Township Vikram Udyogpuri Limited" has been incorporated
- ii. State Govt. has transferred 1100 acres land to the SPV and matching equity

amounting to ₹55.93 crore has also been released by NICDIT.

- iii. EPC for various infrastructure works awarded. Implementation activities are nearing completion.
- iv. The land allotment policy has been finalized and 12 acres of land allotted to AMUL

7.1.2.4 Uttar Pradesh

(a) Integrated Industrial Township Project at Greater Noida:

- i. SPV by the name of "DMIC Integrated Industrial Township Greater Noida Limited" has been incorporated
- ii. Land admeasuring 747.5 acres has been transferred to Project SPV and matching equity amounting to ₹617.20 crore has also been released by NICDIT
- iii. EPC for various infrastructure components was awarded. Implementation activities are in progress and nearing completion.
- iv. SIEMENS has been appointed as the contractor for internal power infrastructure works and implementation activities are in progress
- v. Works related to transmission network has been awarded to Uttar Pradesh Power Transmission Corporation Limited (UPPTCL).
- vi. The land allotment policy has been finalized and 05 plots admeasuring 153.89 acres of land allotted; Anchor Investor - Haier (123.7 acres); The land allottees have already started the construction activities

(b) Multi Modal Logistics Hub (MMLH) at Dadri and Multi Modal Transport Hub (MMTH) at Boraki in Greater Noida:

- The proposal was considered and

approved by NICDIT for development of trunk infrastructure facilities at MMLH & MMTH.

- DFCCIL has given 'in principle' approval for providing connectivity to the project site
- State Govt. is moving forward with the acquisition of remaining land parcels

7.1.2.5 Haryana

(a) Integrated Multi Modal Logistics Hub (IMLH) at Nangal Chaudhary:

- i. Land admeasuring approx. 886 acres has been identified in District Mahendergarh for the project
- ii. Project SPV by the name of "DMIC Haryana Multi Modal Logistic Hub Project Limited" has been incorporated
- iii. Project has been approved by NICDIT and subsequently by Cabinet Committee on Economic Affairs (CCEA) for an amount of ₹1852 crore
- iv. DFCCIL has given 'in principle' approval for providing connectivity to the project site
- v. Out of total 886 acres, State Govt. has transferred 666 acres to the project SPV and equity of ₹191.67 crore has been released to the SPV
- vi. State Environment Appraisal Committee Environment (SEAC) has recommended the project to State Environment Impact Assessment Authority (SEIAA) for Environment Clearance

(b) Global City Project:

- i. Project SPV by the name of "DMIC Haryana Global City Project Limited" has been incorporated
- ii. Master Plan has been completed and

approved by the State Govt.

- iii. Activities related to preliminary engineering of internal infrastructure components is underway.
- iv. Land is in the possession of the State Govt.
- v. Govt. of Haryana vide its letter dated 18th April, 2019 has informed that the State Govt. has intended to implement the project on its own.

(c) Mass Rapid Transit System (MRTS) Project:

- i. Project SPV by the name of "DMIC Haryana MRTS Project Limited" has been incorporated
- ii. Detailed Project Report (DPR) has been approved by the State Govt.
- iii. Land for phase-1 of the project is in possession of the State Govt.
- iv. Project has been included in JICA Special Rolling Plan for DMIC Project
- v. NCRTC is being consulted for examining the DPR and Feasibility of developing the long hall MRTS network

7.1.2.6 Smart Community Projects:

(a) Model Solar Project, Neemrana, Rajasthan:

- i. The 5MW Solar Power Plant has been connected to the State Grid on 23rd July, 2015 & Subsequently got commissioned on 03rd September, 2015.
- ii. The power is being Supplied to State Grid i.e. 220 KV GSS Neemrana.
- iii. 1MW Micro Grid Solar Power Plant has been Commissioned on the 10th July, 2017 for feeding high quality, Stable and renewable green power to Mikuni India Pvt. Ltd;

- iv. Demonstration Period of two years has been successfully completed

(b) Logistic Data Bank (LDB), DMIC Region:

- i. DMICDC Logistics Data Services (DLDS)'s, LDB System, provides online container tracking in India by integrating multiple information nodes across various agencies and provides a common visibility platform for all, by leveraging RFID technology at its backend.
- ii. Operations started at JNPT from 1st July, 2016. Service is presently operational (Pan India) at 5 JNPT Port Terminals, 6 Port Terminals at Southern Corridor, 3 Port Terminals at South-Western Corridor, 4 Port Terminals in Eastern Corridor, 1 Port Terminal at Kandla, 4 Port Terminal at Mundra and 1 Port Terminal at Hazira.
- iii. Also, a total of 55 Toll Plazas are operational in the Western, Eastern and Southern Corridors covering NH 3, NH 8, Mumbai-Pune expressway route, NH 27, NH 15, NH 79, Nh 4 & NH 6
- iv. A total of 20,070,746 containers have been tagged/de-tagged till 30th November, 2019

7.2 Chennai Bengaluru Industrial Corridor (CBIC) Project

7.2.1 Perspective plan for the overall corridor has been completed and three nodes have been identified for development:

- i. Krishnapatnam, Andhra Pradesh (12083 acres)
- ii. Tumakuru, Karnataka (9630 acres)
- iii. Ponneri, Tamil Nadu (21966 acres)

7.2.2 For Krishnapatnam node in Andhra Pradesh, the Shareholder's Agreement (SHA) and State Support Agreement (SSA) has been executed and SPV by the name of 'NICDIT

Krishnapatnam Industrial City Development Limited' has been incorporated in August, 2018. Detailed Master Planning and Preliminary Engineering activities have been finalized.

7.2.3 For Tumakuru node in Karnataka, the Shareholder's Agreement (SHA) and State Support Agreement (SSA) has been executed and project SPV i.e. CBIC Tumakuru Industrial Township Ltd. has been incorporated on 01st November, 2018. Detailed Master Planning and Preliminary Engineering activities have been finalized.

7.2.4 For Ponneri node in Tamil Nadu, the Shareholder's Agreement (SHA) and State Support Agreement (SSA) have been finalized and the execution has been approved by the Board of Trustees of NICDIT in its 4th meeting held on 30th August, 2019. An area of 1366 acres has been identified by the State Govt. for implementation of the project.

7.3 Amritsar Kolkata Industrial Corridor (AKIC) Project:

7.3.1 Perspective Plan has been completed.

7.3.2 One (01) Integrated Manufacturing Cluster (IMC) site has been finalized in each State for further development namely:

- i. Punjab (Rajpura-Patiala)
- ii. Uttarakhand (Prag-Khurpia Farms)
- iii. Uttar Pradesh (Bhaupur)
- iv. Bihar (Gamhariya)
- v. Jharkhand (Barhi)
- vi. West Bengal (Raghunathpur)
- vii. Haryana (Saha)

7.3.3 The project was reviewed in NICDIT meeting and it was decided that project development should be undertaken only in

those places where land is in possession and the State Government(s) is willing to transfer the same to the SPV. Accordingly, the detailed master planning and preliminary engineering for IMC site at West Bengal (Raghunathpur) is underway where 2483 acres of land is available. Finalization of Shareholder's Agreement (SHA) and State Support Agreement (SSA) is under process with Govt. of West Bengal.

7.3.4 Finalization of Land identification, admeasuring 2935 acres, along with Shareholder's Agreement (SHA) and State Support Agreement (SSA) for Prag-Khurpia Farms node with State Government of Uttarakhand is under process.

7.4 East Coast Economic Corridor (ECEC) with Vizag Chennai Industrial Corridor (VCIC) Project as part of phase I:

7.4.1 Envisaged as part of East Coast Economic Corridor linking Kolkata- Chennai – Tuticorin;

7.2.2 Asian Development Bank (ADB) has prepared the Concept Development Plan (CDP) and following nodes have been identified for development:

- i. Visakhapatnam (6629 acres)
- ii. Machilipatnam (15543 acres)
- iii. Donakonda (17117 acres)

iv. Chittoor (26731 acres)

7.4.3 Out of the above, the prioritized nodes are Visakhapatnam and Chittoor. Initial Master planning of these nodes has been completed by ADB.

7.4.4 State Govt. of Andhra Pradesh has requested Govt. of India for inclusion of VCIC under the ambit of NICDIT framework.

7.4.5 The inclusion of Visakhapatnam and Chittoor nodes has been approved by the Board of Trustees of NICDIT in its 4th meeting held on 30th August, 2019.

7.5 Bengaluru Mumbai Industrial Corridor (BMIC) Project:

7.5.1 The Bengaluru Mumbai Industrial Corridor (BMIC) is intended to facilitate development of a well-planned and resource-efficient industrial base for the two states.

7.5.2 Perspective Plan has been completed

7.5.3 Dharwad node in Karnataka has been identified as the priority node for further development

7.5.4 The details relating to the availability of Land along with connectivity infrastructure in the core districts identified by Govt. of Maharashtra and Karnataka has been sought from the respective State Govt.



India International Convention & Expo Centre (IICC), Dwarka

8.1 The Government of India has approved development of India International Convention and Expo Centre (IICC) in Sector-25, Dwarka, New Delhi & allied infrastructure in PPP and non-PPP Mode (including Exhibition & Convention spaces, arena, trunk-infrastructure, Metro/NHA connectivity, hotels, office and retails spaces etc.) at an estimated cost of ₹25,703 crore by the year 2025.

8.2 The Government has further approved incorporation of a new Government company as a Special Purpose Vehicle (SPV) for the implementation and development of IICC, Dwarka project with 100% equity from Government through DPIIT.

8.3 A Special Purpose Vehicle for development of the project i.e. India International Convention and Exhibition Centre Limited (IICC Ltd), a 100 % owned and controlled Company by Government of India represented through DPIIT has been incorporated on 19.12.2017.

8.4 Implementation of Phase-I of the project comprising trunk infrastructure along with Exhibition-cum Convention Centre in Progress. This will be implemented as non-PPP component. EPC Contractor for Phase-I development and Operator for Exhibition and Convention Centre have been appointed.

8.5 Phase-2 of the Project comprising of the remaining Exhibition Area will be implemented by 2025. Components

comprising hotels, retail and offices will be developed in Phase-2 in PPP mode.

8.6 Hon'ble Prime Minister laid the foundation stone of this project on September 20, 2018.

8.7 EPC Contractor for Phase-I development and Operator for Exhibition and Convention Centre have been appointed.

8.8 The operator for Exhibition and Convention Centre has been appointed.

8.9 A MoU has been signed with Delhi Metro Rail Corporation (DMRC) for extension of Airport Express line to project site of the IICC Project. The construction work of metro connectivity by DMRC in progress and Tunneling works under Exhibition Hall-3 was completed by DMRC and handed over to L&T for further construction.

8.10 IDBI Capital Markets & Securities Limited has been appointed as Financial Advisor to assist IICC in raising loan for the project. LoA has been issued to SBI on 31st January 2019 for providing a term loan amounting to ₹2150.16 crore with the approval of Board of IICC.

8.11 National Council for Cement & Building Material (NCCBM) has been appointed as Third-Party Quality Assurance Agency (TPQA).

8.12 A MoU was signed with BSES Rajdhani Power Ltd (BRPL) for Bulk power

supply to IICC Dwarka. Payment amounting to ₹40 Cr as first instalment has been released on 15.01.2019 to BRPL for execution of this work. The work of feeder cable laying up to IICC plot by BSES and procurement of GIS substation has been completed.

8.13 An amount of ₹92.39 crore has been transferred from IICC to NHAI for onward payment to DDA for transfer of 18.66 acres of land for external road connectivity to IICC which is being developed by NHAI. Further, an

amount of ₹87.50 Cr has been paid to NHAI for this construction works.

8.14 NHAI has awarded LoA to J. Kumar Infraprojects Limited for Package-II of development of Dwarka Expressway (which includes road connectivity to IICC Complex).

8.15 DDA has permitted IICC Ltd. to plant trees & maintain as public park in 34 Ha of land in the green belt adjoining IICC site (South Side).

Schemes for Regional Development

9.1 Introduction

9.1.1 One of the principal objectives of the Government of India's Industrial Policy is to promote balanced industrial development throughout the country. For stimulating industrial development of hilly States, the Union Government has been supplementing the efforts of State Governments through various policies / schemes / packages of incentives. Some of such policies/schemes/packages of incentives for development of industries and which are being currently administered by this Department are given in this Chapter.

9.2 Transport Subsidy Scheme:

9.2.1 The Scheme was introduced on 23.7.1971 to develop industrialization in the remote, hilly and inaccessible areas by providing for subsidy in the transportation cost incurred by the industrial units. The scheme is applicable to all industrial units barring plantations, refineries and power generating units both in public and private sectors irrespective of their size. The scheme covers eight States of the North East (including Sikkim), Himachal Pradesh, Jammu & Kashmir, Uttarakhand and UTs of Andaman & Nicobar and Lakshadweep and Darjeeling District of West Bengal.

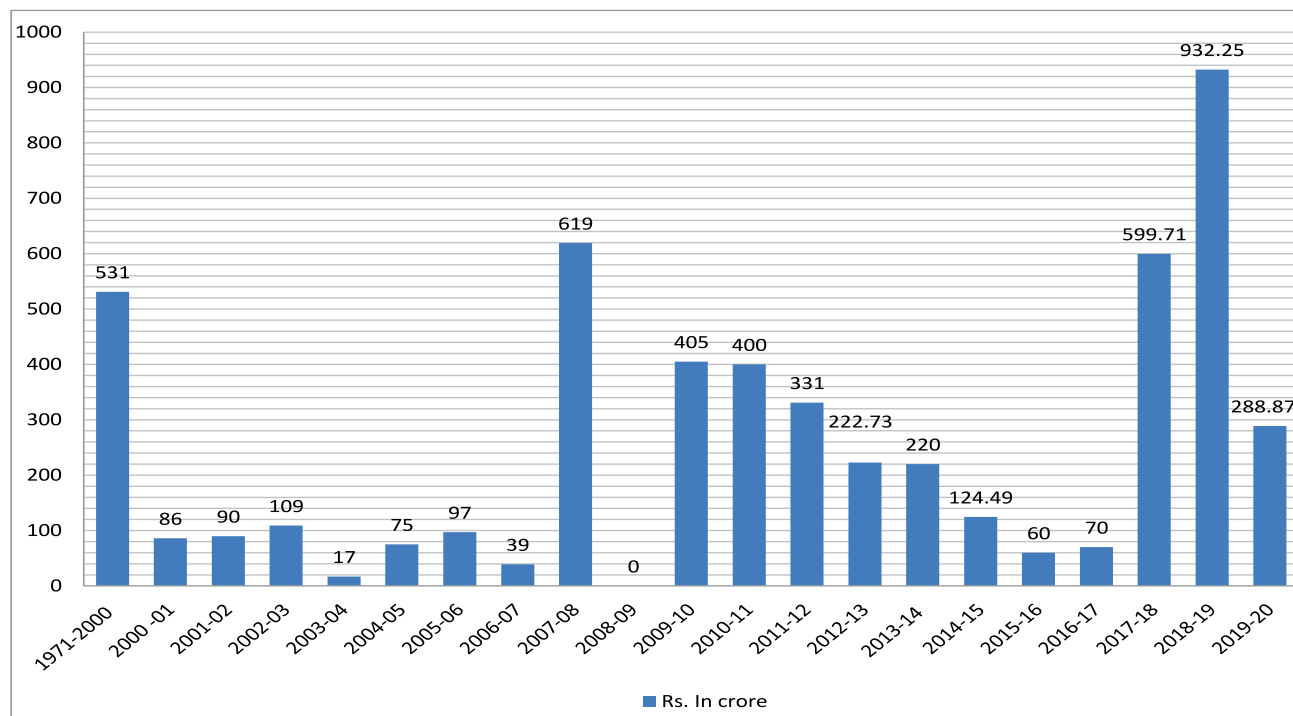
9.2.2 Eligible industrial units are provided subsidy for a period of five years from the date of commencement of commercial production, ranging between 50% to 90% of the transport cost for transportation of raw material and finished goods to and fro from the location of the unit and the designated rail-head.

9.3 Freight Subsidy Scheme:

9.3.1 The Transport Subsidy Scheme was modified and notified as Freight Subsidy Scheme (FSS) – 2013 w.e.f. 22.01.2013. The salient features of this Scheme are as follows:

- i. Definition of 'manufacturing activity' adopted from the Union Budget 2009-10;
- ii. Subsidy on transportation of fly ash disallowed;
- iii. Provision for subsidy for an additional period of 5 years to MSME;
- iv. Plantations, Refineries, Power generating units, Coke (including Calcined Petroleum Coke) industry and the units producing tobacco and manufactured tobacco substitutes, pan masala and plastic carry bags of less than 20 microns have been placed in the negative list.

Graph 9.1 : Funds released under TSS/FSS



9.3.2 The Freight Subsidy Scheme (FSS), 2013 has been discontinued, with effect from 22.11.2016. However, industrial units registered under the scheme prior to the date of issue of DIPP's notification dated 22.11.2016 will be eligible for the benefits of the scheme upto 21.11.2021.

9.3.3 Since inception of the TSS/FSS scheme, an amount of ₹5312.54 crore (approx.) has been released to the States/UTs. In the current FY 2019-20, out of the total allocation of ₹293.31 crore, ₹288.87 crore has already been released as on 31.01.2020.

9.4 North East Industrial and Investment Promotion Policy (NEIIPP), 2007:

9.4.1 With a view to give a further boost to industrialization in the North Eastern Region, the erstwhile North East Industrial Policy (NEIP), 1997 was revised and a new policy, namely North East Industrial & Investment Promotion Policy (NEIIPP) 2007, was notified w.e.f. 1.4.2007 which remained in force up

to 31.03.2017. Benefits under NEIIPP, 2007 have also been extended, for the first time, to the select Service Sector units, Bio-technology units and Power Generating units (up to 10 MW), besides industries in the manufacturing Sector. This policy replaces the erstwhile NEIP, 1997.

9.4.2 The schemes under NEIIPP, 2007 were applicable to all industrial units, in the eight states of NER (including Sikkim) barring the units producing tobacco and manufactured tobacco substitutes, pan masala and plastic carry bags of less than 20 microns, refineries and units engaged in peripheral activities like preservation during storage, cleaning operations, packing, re- packing, labeling or re-labeling, sorting, alteration of retail sale price etc.

9.4.3 Schemes under NEIIPP, 2007 are as follows:

- i. **Central Capital Investment Subsidy Scheme, 2007:-** The Scheme provided for subsidy @ 30% of the investment in plant and machinery or additional

investment in Plant and Machinery by way of substantial expansion to all new units as well as existing units which go in for substantial expansion. The scheme was revised on 22.11.2016 and the subsidy was limited to ₹5.00 crore per industrial unit operating in manufacturing sector and ₹3.00 crore per industrial unit operating in services sector.

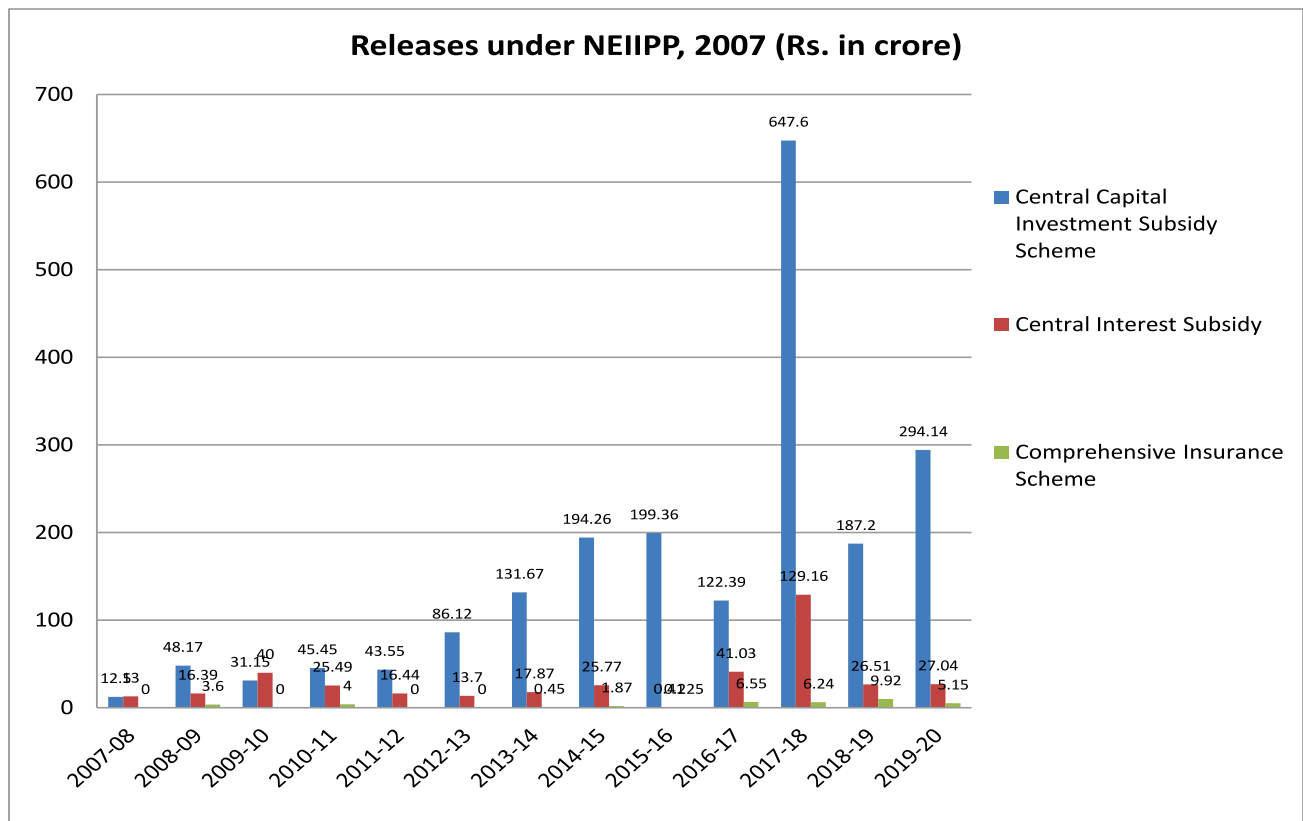
- ii. **Central Interest Subsidy Scheme:-** The Scheme provided for interest subsidy @ 3% on the working capital loan availed by an eligible unit from scheduled banks or Central/State financial institutions for a maximum period of 10 years from the date of commencement of production. The scheme has been revised w.e.f. 22.11.2016 and the interest subsidy was available only on term loans of 5-10 years maturity taken to finance capital expenditure on setting up of industrial

units or for capital expansion on substantial upgradation/ modernization. The interest subsidy was limited to term loans up to ₹10.00 crore to subsidize cost of borrowing above Prime Lending Rate (PLR) to the extent of up to 3% p.a. so as to ensure that post-subsidy interest rate does not fall below the PLR of the concerned bank or financial institution.

- iii. **Central Comprehensive Insurance Scheme:-** The Scheme provided for reimbursement of 100% insurance premium for a maximum period of 10 years from the date of commencement of production.

9.4.4 Since inception of the scheme, ₹2779.04 crore has been released to the States of NER. In the FY 2019-20, out of the total Budget allocation of ₹483.53 crore, ₹326.33 crore has been released as on 31.01.2020.

Graph 9.2: Releases under NEIIPP, 2007 (₹in crore)



9.5 North East Industrial Development Scheme (NEIDS), 2017:

9.5.1 To promote industrialization in NE States and to boost employment and income generation, a new Scheme namely North East Industrial Development Scheme (NEIDS), 2017 has been notified on 12.04.2018 which has come into force w.e.f. 01.04.2017 for a

period of five years.

9.5.2 The scheme will cover manufacturing and service sector. It will give encouragement to MSME in manufacturing, services. Information technology will be leveraged to process and approve proposals and release of payment.

9.5.3 Various benefits provided under the Scheme are given in table 9.1:

Table 9.1: Benefits Provided under the Scheme

1	Central Capital Investment Incentive for access to credit (CCIIAC)	30% of the investment in Plant & Machinery with an upper limit of ₹5 Cr.
2	Central Interest Incentive (CII)	3% on working capital credit advanced by Scheduled Banks or Central/State financial institutions for first 5 years from the date of commencement of commercial production/operation. The incentive will be so restricted as to ensure that subsidized interest rate is not below the Marginal Cost of funds based Lending Rates (MCLR) of the lending institution.
3	Central Comprehensive Insurance Incentive (CCII)	Reimbursement of 100% insurance premium on insurance of building and Plant & Machinery for 5 years from the date of commencement of commercial production.
4	Income Tax(IT) Reimbursement	Reimbursement of Centre's share of income tax for first 5 years including the year of commencement of commercial production.
5	Goods and Services Tax (GST) Reimbursement	Reimbursement up to the extent of Central Govt. share of CGST and IGST for 5 Years.
6	Employment Incentive (EI)	Additional 3.67% of the employer's contribution to Employees' Provident Fund (EPF) in addition to Government bearing 8.33% Employee Pension Scheme (EPS) contribution of the employer in the Pradhan Mantri Rojgar Protsahan Yojana (PMRPY).
7	Transport Incentive(TI)	<ul style="list-style-type: none"> • 20% of the cost of transportation including the incentive currently provided by Railways/ Railway PSU for movement of finished goods by rail from the railway station nearest to industrial unit to railway station nearest to the location of the buyer. • 20% of cost of transportation for finished goods for movement through Inland Waterways Authority of India from the port nearest to the location of industrial unit to the port nearest to the location of the buyer • 33% of cost of transportation of air freight on perishable goods (as defined by IATA) from the airport nearest to place of production to any airport within the country, nearest to the location of the buyer.

9.5.4 Overall Cap of ₹200 Cr per unit for benefits under all components subject to investment in Plant and Machinery.

9.5.5 Progress made:

- i. Interactive sessions with stakeholders in the North Eastern Region states for familiarization on NEIDS were held in Guwahati, Itanagar and Tripura.
- ii. Web portal for registration under NEIDS has been developed & operational.
- iii. Total no. of applications received on NEIDS web ports are 471.
- iv. 104 industrial units have been granted registration under the scheme by Empowered Committee.

9.6 Special Package Scheme/ Industrial Development Scheme (IDS-2017) for Himalayan States/ Union Territories – Himachal Pradesh and Uttarkhand and Union Territory of Jammu & Kashmir and Union Territory of Ladakh

Earlier Scheme

9.6.1 Union Territory of Jammu & Kashmir and Union Territory of Ladakh (Package I&II)

9.6.1.1 Industrial policy and other concessions for the Union Territory of J&K and Union Territory of Ladakh were introduced by the DPIIT on 14th June, 2002 for a period of ten years. The package of incentives for the Union Territory of J&K and Union Territory of Ladakh came to an end on 14th June, 2012. Thereafter revised scheme of central grant for industrial units in the Union Territory of J&K and Union Territory of Ladakh namely “J&K Package-II” was announced which came into

effect from 15.06.2012 and remained in force up to 14.06.2017

9.6.1.2 The package provided the following incentives:-

- i. **Central Capital Investment Subsidy Scheme:** All new industrial units and existing industrial units on their substantial expansion, would be eligible for Capital Investment Subsidy @ 15% of the investment of Plant & Machinery, subject to a ceiling of ₹30 lakhs.

In package II the new benefit added i.e. Micro, Small and Medium enterprises would be eligible for Capital Investment Subsidy of 30% of the investment of plant & machinery, subject to ceiling of ₹3.00 crore and ₹1.50 crore for manufacturing and service sector respectively.

- ii. **Central Interest Subsidy Scheme:** An interest subsidy of 3% on the average of daily working capital loan would be provided to all new industrial units from the date of commencement of commercial production.
- iii. **Central Comprehensive Insurance Subsidy Scheme:** An Insurance subsidy to the extent of 100% would be admissible during the extended package to all new units and to the existing units on substantial expansion from the date of commencement of commercial production.

9.6.2 Himachal Pradesh and Uttarakhand (Package I&II)

9.6.2.1 Industrial policy and other concessions for the States of Himachal Pradesh and Uttarakhand were introduced by the DPIIT on 7th January, 2003 for a period of ten year from 7.1.2003 to 6.1.2013. The scheme came to an end on 06.01.2013. Thereafter revised scheme of central grant for industrial

units in Himachal Pradesh and Uttarakhand, namely Package-II was announced which came into effect from 07.01.2013 and remained in force up to 31.03.2017.

9.6.2.2 The package provided the **Central Capital Investment Subsidy**. All new industrial units and existing industrial units on their substantial expansion, would be eligible for Capital Investment Subsidy @ 15% of the investment of Plant & Machinery subject to a ceiling of ₹30 lakhs.

9.6.2.3 In package II the new benefit added i.e Micro, Small and Medium enterprises would be eligible for Capital Investment Subsidy of 15% of the investment in plant & machinery subject to a ceiling of ₹50 lakh.

9.6.3 Progress made

During the current year

9.6.3.1 A total amount of ₹131.75 Cr. got released during the current year 2019-20 (up to till date) - ₹79.70 crore to 492 industrial units (Jammu & Kashmir), ₹31.01 crore to 133 industrial units (Himachal Pradesh) and ₹21.04 crore to 107 industrial units (Uttarakhand).

Table 9.3 : Progress made since inception of the scheme

State	Amount of central assistance released (₹in crore)	No. of Industrial Units benefited
Union Territory of Jammu & Kashmir and Union Territory of Ladakh	474.87	1160
Himachal Pradesh	371.67	2365
Uttarakhand	350.42	1876
Total	1196.96	5401

Ongoing Schemes

9.6.4 Industrial Development Scheme (IDS), 2017 for Union Territory of Jammu & Kashmir and Union Territory of Ladakh and Himachal Pradesh & Uttarakhand.

9.6.4.1 To boost up industrialization in the Himalayan States / Union Territories, Department for Promotion of Industry and Internal Trade (DPIIT) have launched new Industrial Development Scheme (IDS) for Union Territory of Jammu & Kashmir and Union Territory of Ladakh w.e.f. 15.06.2017 up to 31.03.2020 and IDS for Himachal Pradesh and Uttarakhand w.e.f. 01.04.2017 to 31.03.2022. For Union Territory of Jammu & Kashmir and Union Territory of Ladakh extension of scheme beyond 31.03.2020 will be considered after evaluation of the scheme.

9.6.4.2 The Scheme includes the following incentives:-

i. Central Capital Investment Incentive for access to credit (CCIIAC)

All eligible new industrial units and existing industrial units on their substantial expansion in the manufacturing and service sector located anywhere in the Union Territories of Jammu & Kashmir and Ladakh will be provided Central Capital Investment Incentive for access to credit (CCIIAC) @ 30% of the new investment in plant and machinery with an upper limit of ₹5.00 crore.

ii. Central Comprehensive Insurance Incentive (CCII)

All eligible new industrial units and existing industrial units on their substantial expansion located anywhere in the Union Territories of Jammu & Kashmir and

Ladakh will be eligible for reimbursement of 100% insurance premium on insurance of building and Plant & machinery for a maximum period of 5 years from the date of commencement of commercial production/operation.

iii. Central Interest Incentive (CII) (Only for Union Territory of J&K and Union Territory of Ladakh)

All eligible new industrial units and existing industrial units on their substantial expansion located anywhere in the Union Territories of Jammu & Kashmir and Ladakh shall be given an interest incentive @ 3% on working capital credit advanced by the scheduled banks or central/state financial institutions for the first 5 years from the date of commencement of commercial production/operation. The incentive will be so restricted as to ensure that subsidized interest rate is not below the Marginal Cost of funds based Lending Rates (MCLR) of the lending institution.

9.6.4.3 The Govt. of India has extended the following additional benefits for the Union Territory of J&K and Union Territory of Ladakh vide notification 2(2)/2018-SPS dated 01.01.2019 with effect from 15.06.2017.

iv. GST reimbursement

All New industrial units and existing industrial units undertaking substantial expansion shall be eligible for reimbursement of Goods and Services Tax (GST) paid on finished products manufactured in the Union Territories of Jammu & Kashmir and Ladakh up to the extent of Central share of the CGST and IGST for a period of 5 years from the date of commencement of commercial production subject to the following condition:

GST reimbursement on finished goods

is applicable only on the net GST paid, other than the amount of Tax paid by utilization of Input Tax credit under the Input Tax Credit Rules, 2017.

v. Income Tax Reimbursement

The industrial unit set up under this scheme can claim reimbursement of Central share of income tax for first 5 years, including the year of commencement of commercial production by the unit.

vi. Transport incentive

All eligible new industrial units and existing industrial units undertaking substantial expansion can avail incentive on Transportation of only finished goods through railways or the railway public sector undertaking, inland waterways or scheduled airlines for a period of 5 years from the date of commencement of commercial production / operation, subject to production of actual receipt. The terms and conditions of transport incentive through different modes are as follows:-

- a. Upto 20% of the cost of transportation including the incentive currently provided by railways or the railway PSUs for movement of finished goods by rail from the railway station nearest to the location of industrial unit to the railway station nearest to the location of the buyer.
- b. 20% of the cost of transportation for finished goods for movement through Inland Waterways Authority of India from the port nearest to the location of industrial unit to the port nearest to the location of the buyer.
- c. 33% of the cost of transportation of Air Freight by scheduled airlines

and non-scheduled operator permit (NSOP) holders approved by DGCA for perishable items/ goods (IATA) from the airport nearest to the place of production to any airport within the country, nearest to the location of the buyer.

vii. **Employment Incentive**

DPIIT shall be paying additional 3.67% of the employer's contribution to Employees' Provident Fund (EPF) in addition to Government bearing 8.33% Employee Pension Scheme (EPS) contribution of the employer in the Pradhan Mantri Rojgar Protsahan Yojana (PMRPY), to the extent the claim is not already covered under PMRPY.

In case of Union Territory of J&K and Union Territory of Ladakh, a single unit can avail overall benefits upto ₹200 Crore.

9.6.4.4 Progress

- i. An online portal developed for registration of new Industrial units under the Scheme.
- ii. 489 (Union Territory of J&K-87, Union Territory of Ladakh- 3, HP- 248 and Uttarakhand-151) industrial units have already been registered by Empowered Committee.

9.7 Details of the Indian Footwear Leather and Accessories Development Programme (IFLADP) during 2019-20

9.7.1 Human Resource Development (HRD) sub-scheme: Against the total training target of 1,70,000 trainees for the year 2019-20, primary skill development training has been provided to 90,608 persons and training of 33,279 persons is under progress (as on date). Further, skill upgradation training of

20,000 workers in leather and footwear sector is under progress. Funds to the tune of ₹67.17 crore have been released under the sub-scheme.

9.7.2 Integrated Development of Leather Sector (IDLS) sub-scheme: Financial assistance amounting to ₹40.73 crore has been released for modernization and up gradation of 106 units during 2019-20. Further, assistance amounting to ₹15.13 crore in respect of 31 units is under process.

9.7.3 Establishment of Institutional Facilities sub-scheme: Approval has been granted for upgradation of seven Footwear Design and Development Institute (FDDI) campuses at Noida, Chennai, Hyderabad, Jodhpur, Patna, Kolkata and Rohtak into Centres for Excellence (CoEs) at the cost of ₹129.62 crores. 1st installment of funds amounting to ₹38.88 crores has been released to FDDI.

9.7.4 Mega Leather, Footwear and Accessories Cluster (MLFAC) sub-scheme: Final approval has been accorded for the project 'Setting up of Mega Leather Footwear and Accessories Cluster at Calcutta Leather Complex, Bantala, Kolkata' with project cost of ₹178.84 crore. 'In-principle' approval has been accorded to the project 'Setting up of Mega Leather Footwear and Accessories Cluster at Ratnagiri, Maharashtra'.

9.7.5 Leather Technology, Innovation and Environmental Issues sub-scheme: Approval has been provided for up gradation of 11 CETPs at Dindigul, Ranipet, Ambur, Vaniyambadi, Vellore, Pallavaram, Trichy and Erode districts of Tamil Nadu with total project cost of ₹506.47 crore and GoI assistance of ₹354.53 crore. As on date, assistance amounting to ₹65.48 crore has been released in respect of 9 CETPS i.e. Ranipet, Maligaihope, Thutipet, Vanitec Pertec, SIDCO-I, SIDCO-II, Dintec and PTIETC CETPs. Two CETP projects at Trichy

and PLIES are under appraisal of Project Management Consultant i.e. Central Leather Research Institute, Chennai.

9.7.6 Additional Employment Incentive for Leather, Footwear and Accessories Sector sub-scheme:

Total 48 applications have been received under the sub-scheme by the implementing agency i.e. Footwear Design and Development Institute (FDDI). After physical inspection and financial vetting, reimbursement of ₹92,27,971/- in respect of eligible 48 units/applications has been released.

9.8 Industrial Infrastructure Up-Gradation Scheme (IIUS) and Modified Industrial Infrastructure Up-Gradation Scheme (MIIUS)

9.8.1 Industrial Infrastructure Up-gradation Scheme (IIUS) was launched in 2003 with the objective of enhancing industrial competitiveness of domestic industry by providing quality infrastructure through public private partnership in selected functional clusters/locations which has the potential to become globally competitive. Central assistance upto 75% of the project cost subject to a ceiling of ₹50 crore was given for each project. The scheme was recast in February, 2009 on the basis of an independent evaluation to strengthen the implementation process. Two stage approval mechanism was introduced, 'Final Approval' was to be given within six months of initial approval after achieving certain milestones. The ceiling of central grant was raised from ₹50 crore to ₹60 crore. Under IIUS, 37 projects were sanctioned in the 10th and 11th Five Year Plan Periods, out of these 31 projects have been completed (**Appendix-VIII**) and 6 projects (**Appendix-IX**) are under implementation. These projects were provided central assistance of ₹1429.25 crore (up to 23.12.2019), out of sanctioned central grant of ₹1455.64 crore.

9.8.2 In 2011, the Recast IIUS was evaluated for its effectiveness and continuation in the 12th plan period by the National Productivity Council (NPC). The NPC had conducted the evaluation & observed the following:

- i. IIUS interventions contributed immensely in the technological up-gradation of the clusters;
- ii. Revenue of the industries under cluster including exports alongwith employment has increased after interventions under IIUS;
- iii. Provided a robust platform for development of common facilities such as R&D Labs, Skill up-gradation centre, Common Effluent treatment Plant (CETP) and basic infrastructure;
- iv. About 80% of industrial units in projects are under Micro & Small Enterprises (MSE) category, hence, it is beyond their financial capacity to invest in infrastructure facilities independently.
- v. Majority of the cluster have taken up green initiatives.
- vi. Majority of the clusters are self-sustainable.

9.8.3 The scheme was continued after being renamed as **MIIUS** (Modified Industrial Infrastructure Up-Gradation Scheme) with effect from **July, 2013**.

9.8.4 Under MIIUS, projects have been undertaken to upgrade infrastructure in existing Industrial Parks/ Estates/ Areas. Greenfield Projects have also been undertaken in backward areas and North Eastern Region (NER). Projects are being implemented by the State Implementing Agency (SIA) of the State Government. Central Grant upto 50% of the project cost with a ceiling of ₹50 crore is provided under MIIUS with at least 25%

contribution of State Implementing Agency. In case of North Eastern States, the central grant and minimum contribution of the SIA are up to 80% and 10% respectively. At present, 20 projects have been sanctioned under MIIUS, out of which 5 projects have been completed (**Appendix-VIII**) and remaining 15 are under implementation (**Appendix-IX**). These projects have been provided central assistance of ₹329.58 crore (up to 23.12.2019), out of

sanctioned central grant of ₹354.91 crore.

9.8.5 Further, for continuation of MIIUS beyond the 12th Five-Year Plan, Department prepared Expenditure Finance Committee (EFC) memorandum for the period 2017-18 to 2019-20. However, it has been decided in EFC meeting that extension of scheme may be taken up after completion of the ongoing projects (IIUS /MIIUS).

Specific Industries and their Development

10.1 Cement Industry

10.1.1 Cement Industry is amongst eight core industries of India, Indian cement industry is second largest in the world in terms of capacity and it plays a vital role in the growth and economic development of the country. The industry plays a crucial role in the development of the housing and infrastructure sector of the economy. It has strong linkage to other sectors such as infrastructure, construction, housing, transportation, coal, power, steel etc. It plays pivotal role in implementing various government schemes like Housing for All, Smart Cities, Concrete Highways, Dedicated freight Corridors, Clean India Mission, Ultra Mega Power Projects, Waterways etc. India's cement demand is expected to reach 550-600 Million Tonnes per annum by 2025.

10.1.2 Bureau of Indian Standards in India have specified 14 types of cements and clinker specification. These include Ordinary Portland Cement (OPC), Portland Pozzolana Cement (PPC), Portland Slag Cement (PSC), Composite Cement and other special purpose cements. Among all these, three most common cement types produced in India are OPC, PPC and PSC.

10.1.3 Capacity and Production of Cement

10.1.3.1 Cement is one of the most technologically advanced industries in the country. The modern Indian Cement plants are

state-of-the-art plants and are comparable to the best in the world.

10.1.3.2 The Indian Cement Industry has managed to keep pace with the global technological advancement. The induction of advanced technology has helped the industry immensely to improve its efficiency by conserving energy, fuel and addressing the environmental concerns.

10.1.3.3 The total installed capacity of Indian Cement Industry is about 537 Million Tonnes. The capacity utilization of Indian Cement Industry during the last 10 years has fallen from 83% to 60%. The continuous downward trend of capacity utilization is indicative of the idle capacity of over 200 million tonne which is growing year by year. The cement industry comprises of 144 integrated large cement plants 107 grinding units, 62 mini cement plants and 5 clinkersation unit. Cement consumption in India is around 240 kg per capita against global average of 530 kg per capita, which shows significant potential for the growth of industry. The Production of cement during the year 2018-19 was 337.32 Million Tonnes (MT) and during the year 2019-20 (up to October, 2019), it was 189.74 Million Tonnes (MT).

10.1.3.4 A large number of plants have installed waste heat recovery (WHR) System power for power cogeneration. The main barrier to the large scale adoption of the cogeneration technology is the high investment cost.

10.1.3.4.5 Cement Information System (CIS) Portal was launched in 2014 for compilation of data regarding capacity, production etc. from cement plants in the country; format for data collection has been simplified to ease complex data requirement and the same is now available for user industries. Users from the Industry can submit their monthly production details on the portal. Currently around 95% of Cement Units submits their Cement Production data on CIS Portal on monthly basis.

10.1.3.6 Revised compendium “The Cement Industry - India 2019” has been released by Hon’ble CIM on 03.12.2019 during the 16th NCB International seminar on Cement, Concrete and Building Materials at Manekshaw Centre, Parade Road, New Delhi. The revised version of Compendium on Cement Industry has been prepared by NCCBM. The objective of Compendium is to provide all stakeholders of Indian Cement Industry, the technical and technological status, research and innovation needs, issues and challenges such as sustainability, future outlook, climate change action etc. along with updated directory of the cement plants. The compendium amalgamates

the details information on Indian cement sector and would be a coveted document giving details about Indian cement industries to be utilized by industry, policy planners, researchers, machinery manufacturers, academicians and so on.

10.1.3.7 National Council for Cement and Building Materials (NCCBM) is an autonomous organisation registered as a society under the Societies Registration Act, 1860, under administrative control of this Department. The Council provides scientific, technological and industrial services support to the cement, related building materials and construction industries, and carries its activities through its units located at Ballabgarh, Hyderabad, Ahmedabad and Bhubaneswar.

10.2 Explosive Industry

10.2.1 There are 138 Explosives Manufacturing Plants and 154 Site Mixed Explosives Plants in the medium and Small Scale Sector, engaged in the production of Explosives. The installed and production capacity for last 5 years is as follows:

Table 10.1 : Production of Explosives during the last 5 years

Description	Annual Installed Licenced capacity (MT)	2015-16	2016-17	2017-18	2018-2019	2019-20 Up to 31.12.2019
Class 1 Gun Powder (Metric Tonnes)	855.55	552.165	662.038	684.914	636.986	381.92
Class 2 (a) Cartridges (b) Site Mixed (Metric Tonnes)	691046 1633675.5	378989.95 762850.37	409488.87 802238.10	475957.172 844193.966	538652.527 857266.694	330878.12 536945.65
Class 3 Div-2 Booster and PETN* (Metric Tonnes)	21149.67	7996.384	9079.647	9207.044	10203.326	6868.499
Class 6 Div 1 Safety Fuse (Million meters)	261.6	61.1	53.26	58.952	53.098	24.11
Class 6 Div 2 Detonating fuse (Million mtrs)	708	479.6	612.828	674.976	696.401	481.95
Class 6 Div 3 Detonators (Million no.)	1166.15	969	1120.731	983.962	1034.129	831.99

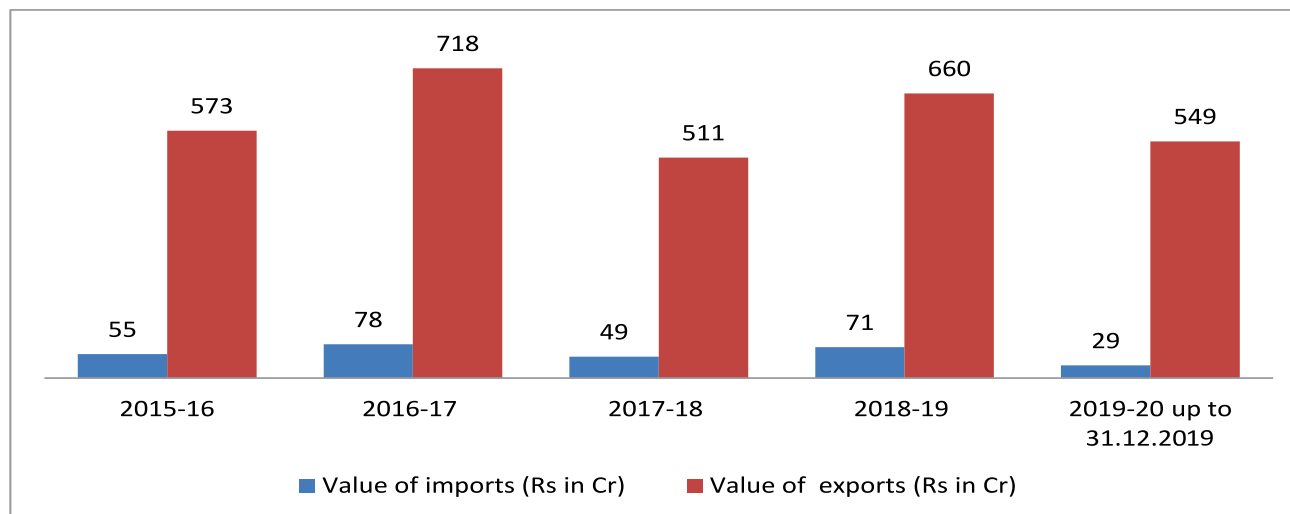
*PETN- Penta Erythritol Tetra Nitrate

10.2.2. Export and Import of Explosives:

10.2.2.1 PESO has issued 108 Nos of license for import of explosives and 442 Nos of

licenses for export of explosives. The values of export and import of explosives for last 5 years is as follows:

Graph 10.1



10.3 Leather Industry

10.3.1 Leather Industry plays an important role in the Indian economy in view of its substantial overall output, export earnings and employment potential. The export of leather and leather products from India has undergone

a structural change In the last two decades, share of leather footwear, leather garments, leather goods, footwear components and several articles of leather in the total exports has increased substantially as a result of the Government's policy to encourage export of value added leather products.

Table 10.2: India's Export performance of the leather & footwear sector during the last years

Value in US\$ MN

	2014-15	2015-16	2016-17	2017-18	2018-19	April-Oct 2019
Finished leather	1329.05	1046.45	886.39	874.24	721.73	326.73
Leather footwear	2278.18	2147.98	2128.87	2193.86	2195.47	1244.99
Footwear components	361.29	284.34	298.69	335.24	319.10	156.72
Leather garments	604.35	553.11	535.66	518.96	468.48	264.78
Leather goods	1452.83	1370.04	1316.63	1365.79	1434.24	811.77
Saddlery and harness	162.7	146.38	142.35	155.97	159.35	92.41
Non-leather footwear	306.44	306.74	338.21	296.91	392.63	186.45
Total	6494.84	5855.04	5646.80	5740.97	5691.00	3083.85
% Growth	9.37%	-9.85%	-3.56%	1.67%	-0.87%	-6.66%

10.4 Light Electrical Industry Sector

The Light Electrical Industry is a diverse sector having a number of distinct products and sub-products. It includes goods like electrical wires and cables, transmission tower, cranes, lifts & escalators, refrigerators, washing machine, air conditioners, storage batteries, dry cell batteries, electrical lamps & tubes etc. A brief of some of these industries is given below:-

10.4.1 Electrical wires and cables

10.4.1.1 Electrical wires and cable industry is one of the earliest industries established in the country in the field of electrical products. A wide range of wires and cables are manufactured in the country which includes communication cables such as jelly filled telephone cables, optic fibre cables, local area network cables,

switchboard cables, co-axial cables, VSAT cables, electrical cables such as electrical wires, winding wires, automotive/battery cables, UPS cables, flexible wires, low voltage power cables and EHT power cables. The power cable industry may be mainly divided into four segments viz: house wiring (up to 440V), LT (1.1 to 3.3kV), HT (11 to 66kV), EHV (66kV and above). Well-established R & D facilities are key factors for development of this industry. In India, renowned laboratories like Central Power Research Institute (CPRI), Electrical Research and Development Association (ERDA) are well equipped with the most advanced product testing facilities to meet international standards.

The production of different type of cables in 2018-19 and 2019-20 was as follows:

Table 10.3 : Production of Different Types of Cables

S.No.	Item/ item groups	A/C Unit	2018-19	2019-2020 (Apr.-Nov.)
1.	Fiber Optics/optical fiber cables	Th.Kilo Me	20,018.93	5,592.83
2.	Electronic/electrical conductor Wire (single or multiple strands)	Tonnes	5,84,106.09	3,40,847.64
3.	PVC Insulated Cable	Th.Core Km	5,313.61	3,324.62
4.	Rubber insulated Cables	K. Meter	67,862.79	48,520.72
5.	Jelly Filled Cables	Th.Core Km	3,390.46	2,365.33
6.	ACSR Conductors	Tonnes	1,23,470.57	68,562.48

10.4.1.2 The export of wires and Cables (HS Code 7413 & 8544) in 2018-19 was ₹651,721.76 lakhs and in 2019-20 (Apr.-Nov.) is ₹534,623.99 lakhs respectively whereas the import of wires cables in 2018-19 was ₹802962.37 and in 2019-20 (Apr.-Nov.) is ₹476,512.89 lakhs respectively.

104.2 Transmission Towers

10.4.2.1 Transmission towers support high voltage transmission lines which carry electricity over long distance. These lines

typically feed into sub-station so that the electrical voltage can be reduced to a level that can subsequently be used by the customers. There is an increasing trend in India to have larger power stations, particularly mega and ultra-mega power projects. Consequently while there would be fewer but larger powers generating stations, the demand for transmission of energy would grow substantially. The move to integrate India's transmission networks through a national grid of inter-regional transmission lines will

facilitate transfer of power from surplus regions to deficit regions. The industry has facilities for testing transmission towers up to 1000 KV with the objective of catering to future growth of transmission systems in the country as well as to export demand.

10.4.2.2 The production of Steel frame work or skeletons for construction of towers including pit props in 2018-19 was 930.72 Th. Tonnes and in 2019-20 (Apr.-Nov.) is 559.15 Th. Tonnes respectively. The export of towers & Lattice Masts (HS Code 730820) in 2018-19 was ₹208,482.62 Lakhs and in 2019-20 (Apr.-Nov.) is ₹162,192.93 Lakhs respectively whereas the import in 2018-19 was ₹3594.89 Lakhs and in 2019-20 (April-Nov.) is ₹1851.82 Lakhs respectively.

10.4.3 Cranes

10.4.3.1 Cranes and hoists are an important category of material handling equipment required by almost all sectors across the industry. Wide range of cranes are manufactured in the country and these include Electric Overhead Travelling (EOT) cranes, mobile cranes, ladle cranes, hydraulic decks, crab cranes, floating cranes, controller cranes, etc. There is a good potential for growth of this sector in view of increased industrial activities in various fields as well as construction industry.

10.4.3.2 The production of cranes- all types in 2018-19 was 13292.04 tonnes and in 2019-20 (Apr.-Nov.) is 6616.87 tonnes. The export of cranes-all types (HS Code No.8426) in 2018-19 was ₹77,397.55 Lakhs and in 2019-20 (Apr.-Nov.) is ₹54287.42 Lakhs respectively whereas the import in 2018-19 was ₹289,106.56 Lakhs and in 2019-20 (April-Nov.) is ₹175,632.33 Lakhs respectively.

10.4.4 Lifts and Escalators

10.4.4.1 The use of lifts and escalators is increasing rapidly due to substantial

investments in construction of multi-storied housing complexes, large malls and supermarkets of international standards, modernization of airports and railway stations apart from industrial sectors. A wide range of lifts and escalators are manufactured in India. These include single speed, double speed, gearless, hydraulic, servo and Variable Voltage Variable Frequency (VVVF) elevators.

10.4.4.2 The export of Lifting, Handling, Loading/Unloading, Machinery etc. (HS Code No. 8428) in 2018-19 was ₹130,481.85 lakhs and in 2019-20 (Apr.-Nov.) is ₹87,290.90 lakhs respectively whereas the import in 2018-19 was ₹435,174.43 lakhs and in 2019-20 (April-Nov.) is ₹296,877.22 lakhs respectively.

10.4.5 Refrigerators

10.4.5.1 In India, refrigerators have the highest aspiration value of all consumer durables with the exception of television. The refrigerator Industry has become highly competitive. A number of brands have entered the market and the consumers have wider choices. There are two basic designs adopted in refrigerators presently being manufactured in the country. These are commonly referred to as Direct Cool (DC) and Frost Free (FF) Refrigerators. There has been gradual consumer preference shift towards frost free segment. Increasing number of dual income households are shifting the demand from the conventional 180L refrigerators to the larger 220L and higher capacity refrigerators with double doors.

10.4.5.2 The production of refrigerators for domestic use in 2018-19 was 15,635.61 Th. Nos. and in 2019-20 (Apr.-Nov.) was 10,210.84 Th. Nos. The export of Refrigerators, Frzrs & Other Refgrtng. (HS Code 8418) in 2018-19 was ₹156,852.95 lakhs and in 2019-20 (Apr.-Nov) is ₹100,218.16 lakhs respectively whereas the import in 2018-19 was ₹391,971.77 lakhs and in

2019-20 (April-Nov.) is ₹281,421.77 lakhs respectively.

10.4.6 Washing Machines

10.4.6.1 The washing machine market in India can be divided into semi-automatic and fully-automatic. With rising disposable incomes and higher aspirations, there is a gradual shift towards higher capacity washing machines and also towards fully-automatic washing machines. Controls are changing from purely mechanical to fully electronic as microcontrollers are incorporated into the designs. While providing intelligence, microcontrollers boost reliability, drive down costs and improve energy efficiency.

10.4.6.2 The production of washing machines/laundry machines by the units in the organized sector in 2018-19 was 6892.62 Th.Tonnes and in 2019-20 (Apr.-Nov.) is 4651.64 Th. Tonnes. The export of washing machines (HS Code 8450) in 2018-19 was ₹28,624.16 Lakhs and in 2019-20 (Apr.-Nov.) is ₹20,724.71 Lakhs respectively whereas the import of washing machines/laundry machines in 2018-19 was ₹167,078.58 lakhs and in 2019-20 (Apr.-Nov.) is ₹118.738.29 lakhs respectively.

10.4.7 Air Conditioners

10.4.7.1 Air Conditioners are gradually being treated as a necessity in changed Socio-economic environment with changing life style. The air-conditioners' market can be classified into three segments: window AC, split AC and central AC. The split ACs are gaining popularity due to limitation of space and increase in number of people living in flats in multi-storied complexes and also due to less noise. Bureau of Energy Efficiency (BEE), a statutory body under the Ministry of Power has introduced energy efficiency based star rating for air conditioners to help consumers to buy the best energy efficient products.

10.4.7.2 The production of air conditioners by units in the organized sector in 2018-19 was 3515.88 Th. Tonnes and in 2019-20 (April-Nov.) is 2036.16 Th. Tonnes. The export of air conditioners (HS Code 8415) in 2018-19 was ₹115,269.95 lakhs and in 2019-20 (Apr.-Nov.) is ₹86,055.82 lakhs respectively whereas the import in 2018-19 was ₹834,369.59 lakhs in 2019-20 (April-Nov.) is ₹428,555.91 lakhs respectively.

10.4.8 Lead Acid Storage Batteries

10.4.8.1 Lead Acid Batteries are accumulators of current and power which is discharged over a period of time. They are used in vehicles and also for various industrial uses such as for back up power for UPS application, control rooms, power stations, telecommunications, etc. In addition, it is also used for emergency lights for houses, telephone systems and as power source for mining etc. A new application of Lead Acid Batteries has emerged today in electric vehicles. The average life of the battery is approximately 2 years, hence these batteries will be needed as replacement throughout the life of the vehicle or the machinery in use. Although there are few large scale manufacturers of the product in India, there are large numbers of very small scale units manufacturing the product in a most unorganized manner. The product manufactured by them normally does not meet the required standards as specified by BIS. In order to ensure safe disposal of lead acid batteries, Ministry of Environment and forest has issued a notification Batteries (Management and Handling) Rules, 2001 under Environment (Protection) Act 1986.

10.4.8.2 The production of lead acid batteries by the units in the organized sector in 2018-19 was 146,806.28 Th.Tonnes and in 2019-20 (Apr.-Nov.) is 100,674.05 Th.Tonnes respectively. The export of lead acid batteries (HS Code 8507) in 2018-19 was ₹263,175.01 lakhs and in 2019-20 (Apr.-Nov.) is

₹199,277.19 lakhs respectively whereas the import in 2018-19 was ₹119,6774.42 lakhs and in 2019-20 (Apr.-Nov.) is ₹ 852,475.39 lakhs respectively.

10.4.9 Dry Cell Batteries

10.4.9.1 Dry cell batteries are one of the most commonly used items. These are the oldest type of batteries which are still being used. Performance of dry cell batteries has undergone progressive improvements through technological developments. New types of dry cell batteries with longer shelf life and greater dependability and also rechargeable cells have come up. Nickel cadmium batteries and other rechargeable batteries are manufactured in the country to meet the requirement of defence, telecommunications and electronics. The growing popularity of cellular phones, laptops and imported toys could open the market for a new range of batteries that are not produced at present

10.4.9.2 The production of Dry Cells & Primary Cells & Batteries in 2018-19 was 12,93,403.48 Th. Nos. and in 2019-20 (Apr.-Nov.) was 839,299.12 Th. Nos. The export of dry cell batteries (HS Code 8506) in 2018-19 was ₹6,943.02 lakhs and in 2019-20 (Apr.-Nov.) is ₹ 9,097.16 lakhs respectively whereas the import in 2018-19 was ₹57,611.33 lakhs and in 2019-20 (April-Nov.) is ₹28,400.02 lakhs respectively.

10.4.10 Electrical Lamps and Tubes

10.4.10.1 Wide range of lamps and tubes are being manufactured in the country which include general lighting service lamps such as incandescent bulbs, halogen lamps, gas discharge lamps such as fluorescent tube light, compact fluorescent lamp, high pressure mercury vapour lamps, metal halide lamps, low pressure and high pressure sodium vapour lamps and variety of special lamps. The higher energy cost have led to the development of energy efficient lamps consuming less power and giving output as close to daylight. Compact Fluorescent Lamps (CFL) which consume about 20% of the electricity for the same light output and last up to 8 times longer than the GLS are getting more popular. LEDs have a great potential to provide highly efficient lighting with little environmental pollution in comparison to the incandescent lamps (ICLs) and fluorescent lamps (FTLs, CFLs). Penetration of LEDs in India could significantly reduce lighting load as almost 22-25% of electricity is consumed for lighting, which is also a major contributing factor of peak demand. Due to higher costs, LEDs are not very popular even though its production has started in the country.

10.4.10.2 The production of Fluorescent Lamps/tubes & Incandescent Lamps by units in the organized sector in 2018-19 & 2019-20 was as follows:

Table 10.4: Production of Fluorescent Lamps/tubes & Incandescent Lamps by units in the organized sector in 2018-19 and 2019-Nov 2020

S.No.	Item /item group	A/C Unit	2018-19	2019-20 (Apr.-Nov)
1.	Fluorescent Lamps	Th. Nos.	1,62,257.16	88,258.81
2.	Incandescent Lamps	Th. Nos.	5,45,535.01	3,07,446.70

10.4.10.3 The export of electric lamps & Lighting fittings including tubes (HS code-9405) in 2018-19 was ₹105,725.64 lakhs and in 2019-20 (Apr.-Nov.) is ₹81,088.03 lakhs respectively whereas the import in 2018-19 was ₹455,899.82 lakhs and in 2019-20 (Apr.-Nov) is ₹276,226.52 lakhs respectively.

10.5 Light Engineering Industry Sector:

The light Engineering Industry is a diverse industry with the number of distinct sectors. This industry includes mother of all industries like castings and forgings to the highly sophisticated micro-processor based process control equipment and diagnostic medical instruments. This group also includes industries like bearings, steel pipes and tubes, fasteners, etc. The products covered under the engineering industry are largely used as input to the capital goods industry. Hence the demand of this sector in general depends on the demand of the capital goods industry.

10.5.1 Roller Bearing Industry

10.5.1.1 Roller bearings are essential components in the rotating parts of virtually all machines such as automobiles, electric motors, diesel engines, industrial machinery & machine tools, etc. Bearings are used in diversified fields. Hence, the product range is vast and diversified. The indigenous manufacturers are manufacturing bearings of quality and precision at par with world renowned manufacturers in the diversified range of general purpose where the demand is large to justify indigenous production on economic consideration. Bearings, generally used for special applications that require high technology are still being imported. There is a considerable scope for development of bearings of smaller size and lighter weight with improved performance in harsh operating conditions like high or low temperature.

Automobile industry accounts for bulk of the total demand of this industry with estimated share of 35%, electrical industry's share is 12%, after market (replacement) share is 40% and the remaining 13% consumption is by other industries.

10.5.1.2 The production of Roller and Ball bearings in 2018-19 was 17,477.58 lakh Nos. and in 2019-20 (Apr.-Nov.) is 11,293.09 lakh Nos. The export of ball & roller bearings (HS code 8482) in 2018-19 was ₹4,11,439.91 lakhs and in 2019-20 (Apr.-Nov.) is ₹264,239.31 lakhs respectively whereas the import in 2018-19 was ₹867,902.67 lakhs and in 2019-20 (April.-Nov.) is ₹498,625.80 lakhs respectively.

10.5.2 Ferrous Castings

10.5.2.1 Ferrous castings are pivotal to the growth and development of engineering industries since these constitute essential intermediates for automobiles, industrial machinery, power plants, chemical and fertilizer plants etc. Indian foundry industry is the third largest in the world. This industry is now well established in the country and is spread across a wide spectrum consisting of large, medium, small and tiny sector. The salient feature of the foundry industry in India is its geographical clustering. Typically, each foundry cluster is known for catering to some specific end use markets. For example, the Coimbatore cluster is famous for pump sets castings, the Kolhapur and Belgaum cluster for automotive castings, Rajkot cluster for diesel engine castings and Batala and Jalandhar cluster for machinery parts and agricultural implements. Advanced countries like USA, Japan, and Germany are unlikely to add much capacity due to stringent pollution control norms there. India can thus have a dominant presence in this field and can become an important casting supplier to the world.

Table 10.5: Production of cast iron casting & castings products of iron /steel for sanitary fitting by units in the organized sector in 2018-19 & 2019-20

S. No.	Item /item group	A/C Unit	2018-19	2019-2020 (Apr.-Nov.)
1.	Cast iron casting	Th. Tonnes	1,291.73	684.79
2.	casting products of iron/steel for sanitary	₹Crore	2,608.13	1,664.13

10.5.2.3 The export of cast articles of iron or steel (HS Code 7325) in 2018-19 was ₹801,444.93 lakhs and in 2019-20 (Apr.-Nov.) is ₹499,425.54 lakhs respectively whereas the import in 2018-19 was ₹107197.03 lakhs and in 2019-20 (April-Nov.) is ₹55,356.13 lakhs respectively.

10.5.3 Process Control Instrument Industry

10.5.3.1 Process control instruments cover wide range of instruments and systems required for monitoring and measurement of physical, chemical and biological properties. They are used for measurement and control of process variables like pressure, temperature, humidity, liquid level, flow, specific gravity, chemical composition including pH and many forms of spectrometry and spectrophotometry. The process control instruments have become an integral part of the modern industrial activity. This industry is a key industry which provides tools for automation. Their importance is significant in high cost large and sophisticated process industries like fertilizer, steel, power plant, refineries, petrochemicals, cement & other process industries. The present technology is a microprocessor based centralized control system.

10.5.3.2 The export of process control instruments (HS code 9032) in 2018-19 was ₹187,278.96 lakhs and in 2019-20 (Apr.-Nov.) is ₹132,865.19 lakhs respectively whereas the import in 2018-19 was ₹656,326.68 lakhs and in 2019-20 (April-

Nov.) is ₹411,479.31 lakhs respectively.

10.5.4 Seamless Steel Pipes & Tubes

10.5.4.1 Seamless steel pipes and tubes are produced in different sizes. The wide size range makes them suitable for use in number of versatile area of application. The process of manufacture imparts strength and durability to the pipes and thus can be used for corrosion – resisting applications. These pipes are also used for aircraft, missile and anti-friction bearing, ordinance, etc. Ultra high strength and corrosion-resistant properties make these perfect for oil and gas industry, chemical industry and automobile industry. Oil sector accounts for around 60% of the total requirement of seamless pipes. Bearings and boiler sector contribute around 30% of demand. The Industry is able to manufacture tubes up to 14” outer diameter.

10.5.4.2 The export of Tubes, pipes & Hollow profiles, seamless of iron (other than cast iron or steel) industry (HS code 7304) in 2018-19 was ₹247,743.00 lakhs and in 2019-20 (Apr.-Nov.) is ₹156,783.63 lakhs respectively whereas the import in 2018-19 was ₹686,192.19 lakhs and in 2019-20 (April-Nov.) is ₹506,517.19 lakhs respectively.

10.5.5. Electrical Resistance Welded (ERW) Steel Pipes & Tubes.

10.5.5.1 Based on the customers’ requirement, ERW steel pipes and tubes are available in various qualities, wall thickness and diameters

of the finished pipes. High performance ERW steel pipes and tubes possess high corrosion resistance, high deformability, high strength and high toughness. These pipes are used in fencing, lining pipes, oil country tubular, scaffolding, water and gas conveyance etc. There has been tremendous increase in the production of ERW steel pipes due to higher demand in oil and gas industry, infrastructure and automobile uses. There are a large number of units in the MSME Sector.

10.5.5.2 The export of ERW steel pipes and tubes (HS code 73059021, 73059029, 73069011 & 73069019) in 2018-19 was ₹26,682.24 lakhs and in 2019-20 (Apr.-Nov.) is ₹13,292.83 lakhs respectively whereas the import in 2018-19 was ₹5,088.87 lakhs and in 2019-20 (April-Nov.) is ₹994.95 lakhs respectively.

10.5.6 Submerged-Arc Welded (SAW) pipes

10.5.6.1 There are two types of SAW pipes namely longitudinal and helical welded SAW pipes. Longitudinal SAW pipes are preferred where thickness of pipe is more than 25mm and in high pressure gas pipe line. Helical welded SAW pipes are used for low pressure applications. The cost of helical SAW pipes is less than longitudinal pipes. There is huge demand of SAW pipes in the country due to transportation of oil and gas and transmission of water.

10.5.6.2 The export of SAW pipes & other tubes & pipes Industry (HS code 7305) in 2018-19 was ₹277,358.06 lakhs and in 2019-20 (Apr.-Nov.) is ₹223,569.38 lakhs respectively whereas the import in 2018-19 was ₹14,430.82 lakhs and in 2019-20 (April-Nov.) is ₹16,768.36 lakhs respectively.

10.5.7 Industrial Fasteners

10.5.7.1 The fastener industry in India may

be classified into two segments: high tensile and mild steel fasteners. High tensile and mild steel fasteners broadly include nuts, bolts, studs, rivets and screws. Mild steel fasteners are primarily manufactured by the unorganized sector while high tensile fasteners requiring superior technology are dominated by companies in the organized sector. Automobile industry accounts for bulk of the total demand of this industry. Consumer durables and railways are the other primary users of the high tensile fasteners. Automobile sector is likely to drive growth in the fastener industry.

10.5.7.2 The production of Fasteners/bolts and nuts in the organized sector in 2018-19 was ₹3,197.17 Crore and in 2019-20 (April-Nov.) is ₹1,696.37 Crore. The export of screws, bolts, nuts coach screws / hooks industrial (HS code 7318) in 2018-19 was ₹4,20,802.67 lakhs and in 2019-20 (Apr.-Nov.) is ₹263,470.08 lakhs respectively whereas the import in 2018-19 was ₹666,288.03 lakhs and in 2019-20 (Apr.-Nov.) is ₹397,101.06 lakhs respectively.

10.5.8 Steel Forgings

10.5.8.1 Forgings are intermediate products used widely by original equipment manufacturers in the production of durable goods. The composition of the Indian forging industry can be categorized into four sectors - large, medium, small and tiny. A major portion of this industry is made up of small and medium units/enterprises (SMEs). The industry was previously labour intensive but with increasing globalization it is becoming more capital intensive. Among the industries that depend on forgings are automotive; agricultural machinery and equipment; valves, fittings, and petrochemical applications; hand tools and hardware; off-highway and railroad equipment; general industrial equipment; ordnance, marine and aerospace. The key driver of demand of forging is the automobile

industry. About 65% of the total forging production is used in this sector.

10.5.8.2 The production of Fabricated metal products including forged blanks and other article iron or steel in the organized sector in 2018-19 was 156,597.25 tonnes and in 2019-20 (Apr.-Nov.) is 98,591.76 tonnes. The export of Fabricated metal products including forged blanks and other article iron or steel industry (HS code 7326) in 2018-19 was ₹817,439.41 lakhs and in 2019-20 (Apr.-Nov.) is ₹494,902.46 lakhs respectively whereas the import in 2018-19 was ₹627,133.44 lakhs and in 2019-20 (April-Nov.) is ₹401,798.27 lakhs respectively.

10.5.9 Bicycle Industry

10.5.9.1 The bicycle industry of India is one of the most established industries. India is the second largest bicycle producer of the world, next only to China. Most of the manufacturing units are located in Punjab and Tamil Nadu with Ludhiana (Punjab) being a major Bicycle production hub. The industry is making endeavour for enhancing export since there is a significant scope for export of Indian bicycles, bicycle spare parts and bicycle accessories. Bicycle companies in India are now focusing on urban markets and are looking to expand their base in the professional and adventure categories.

10.5.9.2 The production of bicycles-all type in the organized sector in 2018-19 was 10,246.01 Th. Nos. and in 2019-20 (Apr.-Nov.) is 5,552.34 Th. Nos. The export of bicycle & other cycle industry (HS code 8712) in 2018-19 was ₹33,735.69 lakhs and in 2019-20 (Apr.-Nov.) is ₹21,840.53 lakhs respectively whereas the import in 2018-19 was ₹36,494.90 lakhs and 2019-20 (April-Nov.) is ₹14,707.71 lakhs respectively.

10.6 Light Industrial Machinery Sector

10.6.1 Food Processing Machinery

10.6.1.1 The Indian market for Forged metal products for tools and machinery or food processing machinery has been growing steadily fuelled by strong domestic demand for processed food and beverage products spurred by increase in income level, increasing number of women joining the work force, rapid urbanization, changing life style and mass media promotion. The most promising areas of growth are fruit and vegetable processing, meat, poultry, dairy & seafood, packaged/convenience food, soft drinks and grain processing. Food Processing Sector is expected to grow at a healthy pace considering the rapid changes in food habits and consumerist culture developing in the country. The machinery manufacturers have honed their expertise in manufacturing dairy machinery and other core equipment of food processing machinery.

10.6.1.2 The production of Forged metal products for tools and machinery or food processing machinery in the organized sector in 2018-19 was ₹9,598.18 Crore and in 2019-20 (Apr.-Nov.) is ₹4,797.04 Crore. The export of food processing machinery (HS code 8438) in 2018-19 was ₹108,248.27 lakhs and in 2019-20 (Apr.-Nov.) is ₹64,457.99 lakhs respectively whereas the import in 2018-19 was ₹148,890.78 lakhs and in 2019-20 (April-Nov.) is ₹89,644.09 lakhs respectively.

10.6.2 Packaging Machinery Industry

10.6.2.1 Packaging of consumer products or industrial products is emerging as the USP in the marketing strategies. Developments in packaging technology have not only contributed to improving the aesthetic appeal of the products but also the shelf life. In some cases specialized packaging becomes a technical necessity. Considering the growth prospects in industrial sector and growing consumer

awareness of packaging, it is expected that there would be substantial growth in this area. There is a wide range of packaging machinery available in the country covering packaging of vast range of items. Some of the commonly available packing machinery includes machines for coding and on-line printing machines, feeding and labelling machines, strip packaging, form fill and seal machines, carton filling, fully automatic bag making machinery and automatic micro processor controlled packaging machines.

10.6.2.2 The export of packaging machinery industry (HS code 842220, 842230 & 842240) in 2018-19 was ₹103,993.87 lakhs and in 2019-20 (Apr.-Nov.) is ₹68,261.14 lakhs respectively whereas the import in 2018-19 was ₹284,365.66 lakhs and in 2019-20 (Apr. -Nov.) is ₹151,175.85 lakhs respectively.

10.6.3 Water Pollution Control Equipment

10.6.3.1 Due to growing awareness regarding water pollution and stringent environmental control standards being enforced for various uses including process industries, the water/waste water treatment industry is poised for huge growth. The various categories of water pollution control equipment broadly include waste water treatment plants, drinking water treatment plants and effluent treatment plants. Water/waste water treatment is the process of removing contaminants and it includes physical, chemical and biological processes to remove physical, chemical and biological contaminants. The primary treatment is the first step in the treatment process and involves the removal of pollutants that settles or floats. The common industrial equipments are clarifiers and oil –water separator devises. The secondary treatment is designed to substantially degrade the biological content of the sewage. The common equipments are

activated sludge, filters, biological reactors etc. The tertiary treatment is a polishing step to remove contaminants that missed in the primary and secondary treatment and removal of suspended solids, refractory organics and toxic components. Tertiary physical processes are filtration and carbon absorption. Chemical process includes precipitation, oxidation and neutralization. The biological processes involve biodegrading. Organisms such as bacteria, fungi, yeasts and algae are commonly used to break down the organic matters. The cell tissues are then removed from the treated water by physical method like clarification. The complete plants are manufactured mostly in the organized sector and many types of equipment are manufactured in the MSME Sector as well.

10.6.3.2 The export of Filtering and purifying machinery/Equipment (HS code 842121) in 2018-19 was ₹96,109.69 lakhs and in 2019-20 (Apr.-Nov.) is ₹76,296.63 lakhs respectively whereas import in 2018-19 was ₹78,414.16 lakhs and 2019-20 (April-Nov.) is ₹54,189.91 lakhs respectively.

10.6.4 Air Pollution Control Equipment

10.6.4.1 Industrialization and urbanization have resulted in a profound deterioration of India's air quality. India's most severe environmental problem, come in several forms, including vehicular emissions and untreated industrial smoke. Air pollution in the country especially in metropolitan cities and large towns has assumed great significance with the adoption of stringent environmental control standards for various industries. Hence the pollution control equipment industry has acquired importance. Further judicial pronouncements have given a definite direction and urgency for adoption of air pollution control measures. The choice of control method depends on factors such as the nature of pollutant, flow-rate (amount of pollutant

emitted), particle size and desired collection efficiency. The air pollution control equipments are broadly classified under the categories such as Settling Chambers, Cyclone and multi-cyclones, Bag Filters, Wet Scrubbers, Spray Tower, Venture Scrubber, Ionizing Scrubber and Electrostatic Precipitator. The industry is in a position to do basic and detailed engineering and supply of plants on turnkey basis.

10.6.4.2 The export of Filtering/purifying machinery for pollution control equipment (HS code 842139) in 2018-19 was ₹89,408.30 lakhs and in 2019-20 (Apr.-Nov.) is ₹62,452.29 lakhs respectively whereas the import in 2018-19 was ₹202,919.36 lakhs and in 2019-20 (April-Nov.) is ₹150,322.74 lakhs respectively.

10.6.5 Industrial Gears

10.6.5.1 Industrial gears comprises mainly gears and gear boxes. Gears are used for two basic purposes: increase or decrease of rotation speed and increase or decrease of power or torque. Gears being an important part of a machine have immense usage within various industries. These industries include automotive industries, coal plants industry, steel plants industry, paper industry, in mining and many more. In these industries they behold a wide area of application. They are used in conveyors, elevators, kilns, separators, cranes and lubrication systems. Gearbox is defined as a metal casing in which a train of gears is sealed. The manufacture of gears and gear boxes involve high precision machining and accurate assembly as mechanical power is to be transmitted noiselessly and with minimum losses. Different types and sizes of gears such as spur gears, helical gears, worm gears, spiral gears and many other kinds are manufactured in the country. The demand for gears and gear boxes predominantly depend on the growth of industrial machinery, machine tools, and

consumer & automobile sector. Considering the industrial growth prospects, particularly in automobile sector, the demand for gears and gear boxes is expected to grow at a healthy pace.

10.6.5.2 The production of Gear Boxes-all type in the organized sector in 2018-19 was 1,586.50 Th. Nos. and in 2019-20 (Apr.-Nov.) is 1,044.42 Th. Nos. respectively. The export of gears and gearing Excl, Toothed wheel industry (HS code 848340) in 2018-19 was ₹324,877.13 lakhs and in 2019-20 (Apr.-Nov.) is ₹245,097.44 lakhs respectively whereas the import in 2018-19 was ₹256,948.24 lakhs and in 2019-20 (April-Nov.) is ₹15,57,070.96 lakhs respectively.

Note : Source: 1. Export-Import Data – Export-Import Data Bank, D/o Commerce. (<https://commerce-app.gov.in/eidb/>)

2. Production Data – Industrial Statistics Unit, DPIIT

10.7 Cigarette Industry (HS Code:24)

10.7.1 The Cigarette Industry is an agro-based labour intensive industry. Cigarette includes in the First Schedule to the Industries (Development & Regulations) Act, 1951 and requires Industrial License.

10.7.2 The production of cigarettes, bidi and other tobacco products during (2018-19) was 83305.96 Mill.Nos (in numbers), 840495.34 Lakh Nos and 2918.20 ₹Crore respectively. During the current financial year (2019-20(April-November)), the production has been 59155.71 Mill.Nos (in numbers), 547246.36 Lakh Nos and 1911.27 ₹Crore respectively.

10.7.3 The export and import of Cigars, Cheroots, Cigarillos and Cigarettes of Tobacco or Tobacco Substitutes in the year 2018-19 and for current financial year (2019-20 (April-November)) (HS Code: 2402) are as follows:

Table 10.6: The export and import of Cigars, Cheroots, Cigarillos and Cigarettes of Tobacco or Tobacco Substitutes

(Value in ₹Lacs)

HS Code	Export		Import	
	2018-19	2019-20 (April-November)	2018-19	2019-20 (April-November)
2402	68,100.92	43,723.63	17,284.54	9,319.86

Source:

Export & Import data- Department of Commerce website

Production data- Industrial Statistical Unit, DPIIT

10.8 Paints & Allied Products Industry (Hs Code: 32)

10.8.1 The Paints & Allied Industry which has been exempted from compulsory licensing, mainly consists of paints, enamels, varnishes, pigments, printing inks, etc. These play a vital role in the economy by way of protecting national assets from corrosion. These items are manufactured both in the organized sector and small scale sector.

10.8.2 The production of Paints (all types), Printing Ink and Varnish (all types) (2018-19)

was 809200.27 tonnes, 196923.18 tonnes and 35833.52 tonnes respectively. During the current financial year (2019-20(April-November)), the production of these products has been 500779.57 tonnes, 134512.19 tonnes and 20541.50 tonnes respectively.

10.8.3 The export and import of Paints & Allied Products in the year 2018-19 and for the current financial year (2019-20 (April-November)) (HS Code: 3208, 3209 3210 and 3215) are as follows:

Table 10.7: Export and import of Paints & Allied Products

(Value in ₹Lacs)

HS Code	Export		Import	
	2018-19	2019-20 (April-November)	2018-19	2019-20 (April-November)
3208	42,110.63	27,080.89	154,425.85	104,852.38
3209	15,377.19	9,041.98	38,177.85	20,831.57
3210	4,801.01	1,535.92	13,021.11	7,194.47
3215	118,913.51	80,493.04	184,168.29	83,225.60
Total	181,202.34	118,151.83	389,793.10	216,104.02

Source:

Export & Import data- Department of Commerce website

Production data- Industrial Statistical Unit, DPIIT

10.9 Soaps & Detergents Industry (HS Code:34)

10.9.1 Soaps and Detergents are not licensable and are manufactured both in the small-scale and organized sector. It includes Laundry soaps, synthetic detergents, toilet soaps, bathing bars, etc. Multinational Companies lead the manufacture of Toilet Soap in India. The success of manufacturing companies in this sector depends on many factors viz. quality, marketing, technology and distribution strategy.

10.9.2 The production of Organic Surface active agents/Surfactants, except soaps including diswashing soaps, wetting and cleansing agents, Toilet Soaps (excl. baby

soap)- incl. liquid soaps and foam ,Detergent cake, washing soap cake/bar, Detergent powder & Washing powder during the year (2018-19) was 3726.70 tonnes, 779918.43 tonnes, 439005.48 tonnes and 1517.48 th. tonnes respectively. During the current financial year (2019-20(April-November)), the production has been 3501.27 tonnes, 536113.00 tonnes, 263556.37 tonnes and 1008.57 th. tonnes respectively.

10.9.3 The export and import of Soap, Organic Surface Active Agents, Washing Preparations etc. in the year 2018-19 and for the current financial year (2019-20 (April-November)) (HS Code: 3401 and 3402) are as follows:

Table 10.8: Export and import of Soap, Organic Surface Active Agents, Washing Preparations

(Value in ₹Lacs)

HS Code	Export		Import	
	2018-19	2019-20 (April-November)	2018-19	2019-20 (April-November)
3401	79,719.96	51,133.71	93,971.25	47,838.75
3402	244,492.31	167,551.17	200,013.54	132,331.08
Total	324,212.27	218,684.88	293,984.79	180,169.83

Source:

Export & Import data- Department of Commerce website

Production data- Industrial Statistical Unit, DPIIT

10.10 Wood Based Industry (HS Code:44)

10.10.1 Plywood, Veneers of all types and other wood based products such as particle board, medium density fiber board etc. form the major segment of the Wood based Industry in India. The Industry comes under the delicensed category. However, In terms of Press Note No. 9 (1998 Series) dated 27.8.98, issued by the Department of Industrial Policy & Promotion, entrepreneurs who wish to obtain approval from the Government to set up a wood based project should obtain prior

clearance from the Ministry of Environment & Forests before submitting the applications to the Administrative Ministry / SIA and enclose a copy of "in principle" approval given by the Ministry of Environment & Forests.

10.10.2 The total production of Plywood block boards, Lamination wooden sheets/Veener sheets and Particle Boards during (2018-19) was 77065.86 thousand square metres, 82151.93 thousand square metres and 9076.29 thousand square metres respectively and the production of these products during the current financial year (2019-20(April-

November) has been 51673.87 thousand square metres, 37457.34 thousand square metres and 6164.16 thousand square metres respectively

10.10.2 The export and import of wood and

articles of wood in the year 2018-19 and for the current financial year (2019-20(April-November)) (HS Code: 4408, 4409, 4410, 4411, 4412, 4415 and 4416) are as follows:

Table 10.9: Export and import of wood and articles of wood

(Value in ₹Lacs)

HS Code	Export		Import	
	2018-19	2019-20 (April-November)	2018-19	2019-20 (April-November)
4408	15,885.15	10,122.78	174,936.91	134,080.88
4409	2,724.16	1,361.02	25,413.63	17,468.78
4410	4,682.27	1,896.52	28,018.54	20,747.59
4411	15,763.92	15,087.77	79,314.76	50,071.19
4412	22,604.10	15,523.58	82,525.14	51,410.63
4415	9,932.33	5,681.52	8,562.93	7,593.36
4416	153.48	17.14	1,660.28	1,089.89
Total	71,745.41	49,690.33	400,432.19	282,462.32

Source:

Export & Import data- Department of Commerce website

Production data- Industrial Statistical Unit, DPIIT

10.11 Glass Industry (HS Code:70)

10.11.1 Glass Industry comes under the category of delicensed industry. Glass Industry covers seven items such as sheet and flat glass (including sheet, float, figured, wired, safety, mirror glass) (NIC-26101), Glass Fiber and Glass Wool (NIC-26102), Hollow Glassware (NIC-26103), Laboratory Glassware (NIC-26104), Table & Kitchen Glassware (NIC-26105) and Glass Bangles (NIC-26106) and other Glassware (NIC-26109). There has been growing acceptability of the Indian flat glass products in the global market. The Indian manufacturers had explored new markets. There is considerable scope in demand for glass fibre products particularly due to growth

in petrochemical sector and allied products.

10.11.2 The production of Sheet Glass, Fibre Glass, Glass Bangles, Glassware during (2018-19) were 91748.07 thousand square metres, 116743.29 Tonnes, 39.76 ₹Crore, 3973.05 ₹Crore respectively and during the current financial year (2019-20 (April-November)) have been 60200.42 thousand square metres, 89178.01 Tonnes, 26.38 ₹Crore and 2812.78 ₹Crore respectively.

10.11.3 The export & import of glass & glassware in the year 2018-19 and current financial year (2019-20(April-November) (HS Code: 7005, 7007, 7008, 7009 and 7010) are as follows:

Table 10.10 : Export & import of glass & glassware

(Value in ₹Lacs)

HS Code	Export		Import	
	2018-19	2019-20 (April-November)	2018-19	2019-20 (April-November)
7005	51,591.90	28,790.85	111,900.91	65,354.48
7007	86,326.34	29,948.84	101,501.85	75,426.93
7008	6,259.94	4,488.05	4,573.44	3,162.44
7009	31,008.04	24,346.30	49,893.64	29,806.66
7010	168,742.56	113,665.47	47,822.83	44,011.23
Total	343,928.78	201,239.51	315,692.67	217,761.74

Source:

Export & Import data- Department of Commerce website

Production data- Industrial Statistical Unit, DPIIT

10.12 Metal Container Industry (HS Code:7310)

10.12.1 The principal types of metal (tin) containers are food containers generally known as OTS (Open Top Sanitary) cans and General Line Containers for packaging non-food commodities such as paints, lubricants, pesticides, etc. The Metal Container Industry is delicensed.

10.12.2 The production of Steel vessels/containers including barrels, drums during (2018-19) was 101812.21 tonnes and during the current financial year (2019-20(April-November)) has been 58814.11 tonnes.

10.12.3 The export & import of containers in the year 2018-19 and for the current financial year (2019-20(April-November)) (HS Code: 7310) are as follows:

Table 10.11: Export & import of containers

(Value in ₹Lacs)

HS Code	Export		Import	
	2018-19	2019-20 (April-November)	2018-19	2019-20 (April-November)
7310	57,170.05	36,322.35	79,436.26	47,695.92

Source:

Export & Import data- Department of Commerce website

Production data- Industrial Statistical Unit, DPIIT

10.13 Watch Industry (HS Code:91)

10.13.1 The Watch Industry in India comprises of units both in the organized as well as the small scale sector. The organized

sector contributes 40% of the total demand while the rest is met by the unorganized sector. Most of the watches are being manufactured under the electronic system.

10.13.2 The production of Watches, automatic quartz and Watches, scientific/digital & speed purpose during (2018-19) was 39843.05 (Th. numbers) and around 51.81 (₹Crore). During the current financial year (2019-20(April-November) the production has

been 29001.96 (Th. numbers) and around 38.30 (₹Crore) respectively.

10.13.3 The export & import of Clocks and Watches in the year 2018-19 and for the current financial year (2019-20(April-November) (HS Code: 91) are as follows:

Table 10.12: Export & import of Clocks and Watches

(Value in ₹Lacs)

HS Code	Export		Import	
	2018-19	2019-20 (April-November)	2018-19	2019-20 (April-November)
91	70,510.41	42,006.36	266,461.98	177,037.12

Source:

Export & Import data- Department of Commerce website

Production data- Industrial Statistical Unit, DPIIT

10.14 Toy Industry (HS Code:95)

10.14.1 The Toy Industry in India comprises of units both in the organized as well as the small scale sector. Indian Toy Industry is fragmented and region based.

10.14.2 The production of Games & Toys (excl. video games machines & other mechanical/electrical equipment for gaming

parlours/fairs) during (2018-19) was 99.64 (₹Crore). During the current financial year ((2019-20(April-November), the production has been around 74.06 (₹Crore) respectively.

10.14.3 The export & import of Toys, Games and Sports Requisites, Parts and Accessories thereof in the year 2018-19 and for the current financial year (2019-20(April-November) (HS Code: 95) are as follows:

Table 10.13: Export & import of Toys, Games and Sports Requisites, Parts and Accessories thereof

(Value in ₹Lacs)

HS Code	Export		Import	
	2018-19	2019-20 (April-November)	2018-19	2019-20 (April-November)
95	292,427.42	207,943.79	451,949.25	283,340.65

Source:

Export & Import data- Department of Commerce website

Production data- Industrial Statistical Unit, DPIIT

10.15 Pressure Cooker Industry (HS Code: 73239310)

10.15.1 The kitchenware category (pressure cookers, cookware, stoves and small kitchen

electrical appliances) in India is highly fragmented, not only in terms of number of manufacturers, but also in terms of product range. Unorganized players command a significant portion of the category.

10.15.2 The production of Pressure Cooker during (2018-19) was 12376.06 (Th. numbers). During the current financial year (2019-20 April-Nov), the production has been 8409.48 (Th. numbers).

10.15.3 The export & import of Pressure Cooker in the year 2018-19 and for the current financial year (2019-20 (April-November)) (HS Code: 73239310) are as follows:

Table 10.14 : Export & import of Pressure Cooker

(Value in ₹Lacs)

HS Code	Export		Import	
	2018-19	2019-20 (April-November)	2018-19	2019-20 (April-November)
73239310	2,703.27	1,461.14	894.99	253.72

Source:

Export & Import data- Department of Commerce website

Production data- Industrial Statistical Unit, DPIIT

10.16 Rubber Goods Industry

10.16.1 The Rubber Goods Industry excluding tyre and tubes consists of 4550 small and tiny units generating about 5.50 lakhs direct jobs. The rubber industry manufacturers a wide range of products like rubber cots and aprons, contraceptives, footwear, rubber hoses, cables, camelback, battery boxes, latex products, conveyor belts, surgical gloves, balloons, rubber moulded goods etc. The main raw materials used by the rubber goods manufacturing industry are Natural Rubber, various types of Synthetic Rubber, Carbon Black, Rubber Chemicals etc. The estimated export of rubber goods is ₹8853.9 Crore in 2019-20 as against ₹8994.6 crore in 2018-19. The estimated of import of rubber goods is 14946.24 crore in 2019-20 as against ₹16726.25 crore in 2018-19.

10.16.2 The performance of rubber goods industry hardly needs any emphasis. From healthcare to footwear, high performance tyres to conveyer belts are indispensable for country's infrastructure.

10.17 Tyres & Tubes Industry

10.17.1 Tyres play an integral role to ensure

mobility including movement of passengers and essential goods across the urban and rural landscape of the country using all types of vehicles ranging from carts, tractors, trucks and buses to the latest generation passenger cars that ply on the modern expressways. Various types of tyres are manufactured in India that includes Moped tyre weighing 1.5 Kg to Off the Road tyres for Earthmovers which weigh 1.5 tonnes, Bias Ply tyres to rugged all steel radial truck tyres to high performance passenger car radial and tubeless tyres etc. India is one of the few countries worldwide which has attained self sufficiency in manufacturing a wide range of tyres for all applications.

10.17.2 Salient features of tyre industry:

- i. Indian Tyre industry consists of 41 Companies with 62 tyre manufacturing plants.
- ii. Tyres & Tubes production during 2018-19 was 274 lakh (in No.). The estimated figure of Tyres & Tube production for the year 2019-20 is 253 lakh (in No.). Four Indian Companies (MRF Ltd., Apollo Tyres, CEAT and J&K Tyres) are in the list of top 35 Global Tyre companies.

- iii. Large tyre companies account for approx. 92% of Industry turnover in value and tonnage terms.
- iv. Turnover of Indian Tyre Industry is expected projected ₹63,000 Crore (approx.) during 2019-20.

10.17.3 Export of Tyres & Tubes: Indian tyres are exported to over 75 countries worldwide. During 2018-19 tyres were exported worth ₹13347.64 Crores. The estimated value for export of tyres & tubes for the year 2019-20 is ₹13154.42 crore

10.17.4 Import of Tyres & Tubes: Tyres are imported @ Custom Duty of 10% (except for Truck & Bus Radial (TBR) tyres and Passenger Car Radial (PCR) Tyres, Which are imported at a Customs Duty of 15%). Tyres are also imported at concessional custom duty under various agreements such as Asia Pacific Trade Agreement (12.9% for TBR and PCR Tyres, 8.6 % for other Tyres), ASEAN FTA (5%), and India-Malaysia Trade Agreement (5%). During 2018-19, import of tyres was worth ₹33127.20 Crore into India. The estimated value for import value of Tyres & Tubes for the year 2019-20 is ₹2860.15 Crores.

10.17.5 Quality Control Order on Pneumatic Tyres and Tubes for Automotive Vehicle: A Quality (Control) Order for Pneumatic Tyres and Tubes for Automotive vehicles was notified by this Department on 19th November, 2009 in exercise of the power conferred vide Section 14 of the BIS Act, 1986. The Order prohibits import, sale or distribution of pneumatic tyres and tubes which do not conform to the specified Bureau of Indian Standards (BIS) standard and which do not bear the standard mark. This means the manufactures are required to obtain licenses from BIS for use of standard mark to enable them to sell or distribute pneumatic tyres and tubes conforming to the specified standard. The Quality Control Order, 2009 has come into force w.e.f. 13th May,

2011. In terms of the Clause 3(1) (f) of the said Quality Control Order, a Committee has been constituted under the Chairmanship of Additional Director General of Foreign Trade to finalize the list of tyres which are not manufactured domestically and to be imported by Original Equipment Manufacturers (OEMs). Periodic Review and finalization of list of tyre sizes (not manufactured domestically) as per QCO is done and updated list is uploaded in DIPP's website. The Committee last reviewed and finalized a list of 667 sizes of tyres (not manufactured domestically) in June, 2019 which can be imported by OEMs. Revised list has been uploaded on the DPIIT's website.

10.18 Paper, Paperboard and Newsprint Industry

10.18.1 Indian paper industry accounts for about 4.29 % of the world production of paper, paperboard and newsprint. Govt. of India's policy for discouraging the use of single use plastic has had a positive impact on the fortunes of the paper sector, particularly the packaging industry. Demand for paper also continued to be fuelled by increase in demand of quality packaging for FMCG products, ready to eat food, and various macroeconomic initiatives being taken up by the government such as Pradhan Mantri Kaushal Vikas Yojana (PMKVY), Mahila Samakhya Programme, Sarva Shiksha Abhiyan (SSA), Beti Bachao Beti Padhao, Right to Education, Strengthening for Providing Quality Education in Madrassas (SPQEM), Rashtriya Madhyamik Shiksha Abhiyan (RMSA), Saakshar Bharat (Adult Education) etc. Interestingly, the advent of e-commerce and online trade has actually added to the demand of paper and packaging segments.

10.18.2 Indian paper industry is a de-licensed sector and 100% FDI inflow is allowed on the automatic route. The sector attracted 71.2 Million US dollar FDI investment in

FY 2018-19¹. The Industry structure comprises of more than 850 paper units, with an installed capacity of nearly 27 million tonnes out of which 4.72 million tonnes are lying idle. As on date around 501 mills are in operation with a total operating capacity of around 21.81² million tonnes. In the year 2018-19 total capacity utilization stood at around 90% and total consumption of paper, paperboard, and Newsprint stood at 21.12³ million tons. Total production for the year of 2018-19 stood at 19.36⁴ which is slightly more (+2.38% increase) when compared to 2017-18. As per forecast model, it is projected that in 2019-20 production of paper, paperboard and newsprint would be around 19.9 million tons.

10.18.3 In India, per capita consumption of paper is about 15.75 kg, which is far lower than the world average (53 kg. in 2018). This indicates considerable headroom for the growth of the sector in order to reach the world average per capita consumption.

10.18.4 There have been few moves of consolidation within the sector, but Indian paper industry remains largely a fragmented sector. It consists of small, medium and large paper mills, having production ranging from 5 to 2000 tonnes per day. The sector uses wood, agro residues and waste paper as input substrates for production. Presently, in the total production, the share of wood, agro and waste paper based mills stand at 19%, 8% and 73%, respectively.

10.18.5 Paper & Paperboard Segment: Domestic paper and paperboard segment produces all the main varieties of paper that are in demand in the market viz. writing and printing (35%) packaging grade paper (55%), newsprint (6%) and others/ specialty paper (<4 %). However, certain specialty papers

such as security papers, currency papers and cheque paper, etc., are being imported into the country. The production of paper and paperboard (excluding newsprint) in the year 2018-19 stood at 18.31 million tonnes⁵ as compared to 17.54 million tonnes in the previous year (2017-18)⁶.

10.18.6 During the year 2018-19, a total of 1.89 million tons of paper and paperboard was imported under ITC chapter 48, whereas in the previous year (2017-18) this figure stood at 2.13 million tons⁷. This translates to a drop in imports of about 11%. On the other hand, in the year of 2018-19, 1.89 million tons of paper and paperboard was exported, which is significantly higher than the figure of exports in 2017-18.

10.18.7 Newsprint Segment⁸: The newsprint sector in India has a prime role as information carrier in cities as well as village hinterlands. Looking into its importance, the government has put in place a Newsprint Control Order (NCO) 2004 in place which ensures fair trade and equitable availability of Newsprint to all printers and publishers. In view to remove certain anomalies from the newsprint paper sector, in FY 2019-20, Govt. of India has abrogated Actual User condition on import of Newsprint paper and as of now all importers have to pay 10% BCD on imports of newsprint paper.

10.18.8 At present, there are 124 mills registered under the Schedule to the NCO. However, due to prevalent market conditions, only 62 mills are under production with an operating capacity of 1.59 million tons, which accounts for 63% of the total capacity of 2.5 million tons registered under the schedule. Further, 36 mills have discontinued newsprint

¹ <https://www.statista.com/statistics/971606/paper-industry-fdi-in-dia/>

² Statistical Cell, CPPRI

³ Consumption = Production + Import - export

⁴ Based on 163 paper mills sample size

⁵ Quick Estimates, Statistical Cell, CPPRI

⁶ Statistics Report, CPPRI

⁷ Import export data bank, Ministry of Commerce and Industry, Govt. Of India, New Delhi

⁸ Data taken from Indian Newsprint Manufacturers Association, New Delhi

production and 23 mills have been shut down due to various reasons. The domestic production of newsprint in 2018-19 has been reported to be 1.05 million tons⁹ which is almost 23% lower as compared to last year (2017-18, 1.37 Million tons). As per industry sources, this has been due to increase in cheap imports of Newsprint. However, import of Newsprint in 2018-19 stood at 1.36 million tons, which is about 5% lower than volumes imported last year.

10.18.9 Initiatives for the paper sector: In the recent times, many initiatives have been put in place by the present government to support the Indian paper industry. Some of the initiatives are placed below:-

- i. Public Procurement (Preference to Make in India), Order 2017-Notifying Paper in furtherance of the Order dated July 2018. Through this notification Govt. of India has fixed local content parameters in order to boost domestic manufacturing supply of Paper.
- ii. Anti-dumping duty has been imposed on uncoated copier paper (A4 size) vide Notification No. 56/2018-Customs

(ADD).

- iii. The actual user condition, allowing duty free import of Newsprint was removed in the budget 2019-20, thereby resulting in 10% Basic Custom Duty (BCD) on import of newsprint
- iv. Ministry of Forest Environment and Climate Change (MOEF&CC) is working on the proposal for public participation in afforestation of degraded forest. This will also help paper industry in getting a sustainable fiber base for paper production.

10.18.10 Mergers/ Acquisitions: Following important industry acquisitions and mergers took place in the last year.

- i. Sirpur Paper Mill, which was lying closed, was taken over by J.K. Paper and was put in to operation. The plant is expected to be fully functional soon.
- ii. In another consolidation move, controlling holding of 52% of International Paper (APPM) Ltd., was acquired by West Coast Paper Ltd.

Table 10.15 : Production of Paper and paper Board.

S. No.	Name of Industry	2018-19		2019-20	
		Number of units (operating)	Production (Million Tonnes)	Number of units (operating)	Production (Million Tonnes)
1	Paper	501	19.36	501	19.9*

(Source: CPPRI).

*Projected Estimates

10.19 Salt Industry

10.19.1 Introduction

10.19.1.1 India is the third largest producer of salt in the world after China and USA with an average annual production of about 294

lakh ton. It is the second largest producer of iodized salt after China, with an average annual production of 68 lakh ton. At the time of independence, there used to be a shortfall in production of salt which was met through imports. Since then, India has

⁹ Quick Estimate provided by INMA

made tremendous progress in production of salt, achieving self-sufficiency in 1953 and exporting salt to other countries.

10.19.1.2 Salt is one of the essential items of human consumption. The per-capita consumption of salt in the country is estimated to be 14 Kg, which includes edible and industrial salt. The current annual requirement of salt in the country is estimated to be 63 lakh ton for edible use (including requirement of cattle) and 118 lakh ton for industrial use. India exported 103.48 lakh tone of salt valued at ₹1370 crore during 2018-19 and exported 76.55 lakh ton, valued at ₹838.89 crore during 2019-20 (up to December, 2019).

10.19.1.3 Salt is manufactured mainly by solar evaporation of seawater, sub-soil brine and lake brine. Sea salt constitutes about 80% of the total salt production in the country. Salt manufacturing activities are carried out in the coastal states of Gujarat, Tamil Nadu, Andhra Pradesh, Maharashtra, Karnataka, Orissa, West Bengal, Goa and hinterland State of Rajasthan. The 3 major salt producing States are Gujarat (81.4%), Rajasthan (8.57%) and Tamil Nadu (8%), which also cater to the requirement of other States.

10.19.1.4 Private sector contributes to more than 94.1% of the salt production, the public sector about 1.5% and the co-operative sector, about 4.4%.

10.19.2 Production:

Salt of high purity is needed for iodization and to meet the needs of industrial sector. To achieve the required level of purity by upgrading raw salt, Salt Commissioners Office (SCO) has till date facilitated establishment of 131 salt washeries /refineries with an annual installed capacity of 147.16 lakh ton. All the units are registered with Salt Commissioner Organization.

Table 10.16: The targeted and actual production of salt

Lakh MT		
Year	Target	Production
2015-16	270	276.43
2016-17	270	291.92
2017-18	296	289.49
2018-19	292	300.33
2019-20 (upto Dec.19)	292	204.68

10.19.3 Salt Works and Area Under Salt Production: There are about 11220 salt works out of which only 6% i.e. 679 are big salt works contributing about 70.64% of total salt production of the country. Remaining 29.36% of the total salt production is contributed by the small salt manufacturers. The total area under salt production is about 6.48 lakh acre. (Patta land, State Govt. land, Port land, Salt Department land). Out of this 59865 acres land belongs to Salt Department for manufacture of Salt. The manufacturing activities provide direct employment to about 92474 persons.

10.19.4 Distribution of Salt: Railways play an important role in transporting salt from the three major salt producing States to others. About 62% of edible salt is transported by rail from production centers and the remaining quantity by road/sea route Salt is transported by rail under Preferential Traffic and sponsored programmes on requirement basis. Railways grant graded concession in freight for transportation of non-refined iodized salt depending upon distance.

10.19.5 Iodized Salt: For human consumption, edible salt needs to be iodized to prevent and control Iodine Deficiency Disorders (IDD). SCO has been identified as the Nodal Agency for creation of adequate salt iodization capacity, monitoring production and quality of iodized salt at production centres and monitoring distribution of iodized salt in

the country, under National Iodine Deficiency Disorders Control Programme (NIDDCP) being implemented by the Ministry of Health & Family Welfare. SCO has facilitated establishment of 604 salt iodization units including 131 refineries & washeries (capacity 147.2 lakh ton) with an annual installed capacity of 228 lakh ton upto March 2019. All the salt iodization units are registered with Salt Commissioner. SCO periodically reviews the availability, price and quality of iodized salt, in association with state governments, iodized salt manufacturers, traders and other stake holders.

Table 10.17: The production and supplies of iodized salt

Year	Lakh MT	
	Production	Supplies
2015-16	64.76	62.43
2016-17	69.11	64.37
2017-18	68.29	64.69
2018-19	67.38	66.97
2019-20(upto Dec.19)	49.80	50.36

10.19.6 Exports: Export of common salt and iodized salt is permitted under Open General License (O.G.L). India exports salt to Japan, Vietnam, UAE, Qatar, Korea, China, Malaysia, Nepal, Bangladesh, Indonesia, Bhutan, Hong Cong and Singapore etc.

Table 10.19: Expenditure on development and labour welfare

Year	(Figures in ₹Lakh)			
	Development Works	Labour Welfare Works	Other Works	Total Expenditure
2015-16	9.49	25.80	-	35.29
2016-17	2.58	2.45	33.91	38.94
2017-18	2.12	9.35	18.98	30.45
2018-19	2.5	2.38	33.50	38.3
2019-20(upto Dec.19)	0.13	1.29	17.55	18.97

Table No. 10.18: Export of salt

Year	Quantity in Lakh MT	Value (₹in Lakh)
2015-16	65.67	78945.42
2016-17	82.74	85007.03
2017-18	91.63	89010.00
2018-19	103.48	137020.96
2019-20 (up to Dec.19)	76.55	83889.92

10.19.7 Labour Welfare Activities and Development Works

10.19.7.1 SCO is paying special attention to the welfare of labourers engaged in salt industry by extending financial assistance for executing various welfare schemes, viz.

- Medical facilities to salt workers and their families.
- Drinking water facilities in salt works.
- Education facilities and financial assistance to the children of salt labourers.
- Rest sheds and crèches in salt works.
- Recreation facilities to labourers and their wards.
- Cash Rewards to the children of Salt Workers.

10.19.7.2 In addition, financial assistance is provided for undertaking various schemes for the benefit of salt industry.

10.19.7.3 Health Camp, Sports Meet & Children reward scheme- In the financial year 2018-19, 5 health camps and 2 sports meets have been organized. As per scheme approved for grant of rewards, During 2018-19, 2410 meritorious school children of salt laborers ₹32.85 lakh was sanctioned keeping provision of 50% awards to female children's during the year 2018-19. During the year 2019-20 (Up to December, 2019) three health cum eye camp at Nawa, Rajas & Halvad were organized on 23.09.2019, 24.09.2019 & 29.12.2019 and expenditure incurred was ₹94,384/-.

10.19.7.4 Model Salt Farms

- i. SCO is making efforts to educate salt manufactures in general and small salt producers in particular for improving the quality of salt to meet the stringent standards of industrial salt, in order to compete in the international market.
- ii. Three Model Salt Farms (MSF) one each at Nawa (Rajasthan), Ganjam (Odisha) & Markanam (Tamil Nadu) have been established for providing scientific know-how for the construction of salt works and proper brine management and transfer of technology to the salt manufacturers. All the Model Salt Farms have been established to demonstrate the production of good quality salt by proper brine management. These are used to impart training to the salt manufacturers/workers for improving the quality of salt by re-modelling and re-alignment of the existing salt works in association with the scientists of CSMCRI, Bhavnagar.

10.19.7.5 Training for technology upgradation: With a view to educating salt workers/artisans for improving the quality of salt to meet the standards prescribed for industrial and edible salt, the Scheme "Training for technology upgradation" has been implemented by the Ministry of Commerce and Industry, Department of Industrial Policy and Promotion, Government of India during the 12th Five year Plan period. Under this scheme 18 training programmes for technology up gradation were organized with an estimated cost of ₹1.5 lakh each during 2014-15. Ministry of Commerce & Industry, Department of Industrial Policy & Promotion has issued the revised guide lines. As per the revised guide lines during 2015-16 two training programmes for master trainers were organized by the Central Salt and Marine Chemical Research Institute, (CSMCRI) Bhavnagar for 40 master trainers in two batches @ cost of ₹5.00 lakh each. These master trainers will impart trainings to salt workers for technology up gradation. As per the revised guide lines, besides it 2 training programmes for the Salt laboureres of Andhra Pradesh were also organized during 2015-16. During 2016-17, 6 training programmes for Salt labourers of Tamil Nadu were organized. Expenditure incurred on these training programmes was ₹13.77 lakh. During 2018-19, four training programmes for salt workers for technology upgradation were organized. Two in Rajasthan at Nawa & Phalodi and one in Gujarat & one in Chennai Region. There were 120 beneficiaries and expenditure incurred was ₹9,82,999/-. During the year 2019-20 (upto December, 2019) one salt training programme for technology upgradation for the salt workers was conducted at Valinokkam from 09.09.2019 to 14.09.2019. There were 30 beneficiaries and expenditure incurred ₹2,50,366/-.

Investment Promotion and International Co-operation

11.1 International Co-operation

11.1.1 International Co-operation (IC) for enhancement of external economic engagement is undertaken through bilateral as well as multilateral arrangements. There are four IC Divisions in DPIIT to carry out the said functions, viz. IC-Asia (Except ME & CIS) & Oceania, IC-Europe and CIS, IC-Americas and IC-Africa and Middle East.

11.1.2 IC Divisions are responsible for dissemination of information about investment climate and opportunities in India and investment facilitation.

11.1.3 IC Divisions' endeavor to increase economic co-operation with developing, as well as developed countries, for mutual benefits through different fora, such as Joint Commissions/Joint Committees, other bilateral channels like interaction with the delegations visiting the country, organizing visits abroad for discussions on issues of mutual interest and business/investment meets between Indian and foreign entrepreneurs, with the aim of stimulating foreign investment into India. DPIIT is also the nodal department for all bilateral as well as multi-lateral CEO's Fora which is primarily engaged in promoting B2B engagements for promotion of economic relation.

11.1.4 IC Divisions act as nodal point for the following Joint Commissions / Inter Governmental Commissions:

- i. The India-Libya Joint Commission
- ii. The India-Hungary Joint Commission on Economic Cooperation.
- iii. The India-Belarus Inter Governmental Commission for Economic, Trade, Industrial, Scientific, Technological and Cultural Cooperation.
- iv. The India-Sweden Joint Commission for Economic, Industrial, Technical and Scientific Cooperation.
- v. The India-Poland Joint Commission for Economic Cooperation.

11.2 Major Investment Promotion events/conferences/JCMs held abroad:

- i. As per directions received from PMO, a delegation led by Shri Piyush Goyal, Commerce & Industry Minister (CIM) visited Vladivostok, Russia from 12th to 13th August, 2019 to explore Investment Potential for Indian Investors in the Russian Far East Region. Chief Ministers of four states viz. Uttar Pradesh, Maharashtra, Haryana and Gujarat were part of the delegation. Shri Vinod L. Chavda, Member of Parliament, Kutch constituency, Lok Sabha also accompanied CIM along with team of officers from Central Ministries and Industry delegates.

- ii. Eastern Economic Forum Annual Meeting 4-6 September, 2019- India participated at Eastern Economic Forum, Vladivostok, Russia from 4-6 September, 2019 as Guest Country. The Eastern Economic Forum (EEF) is an annual event organized under the patronage of the Russian President. Hon'ble Prime Minister visited Eastern Economic Forum, Vladivostok from 04- 05 September, 2019 alongwith some Union Ministers and Senior Level Officers from the Central Ministries including Secretary (DPIIT) and Shri Anil Agrawal, Joint Secretary, DPIIT. Prime Minister of India, Sh. Narendra Modi was invited as the guest of honor of this marquee event. About 50 documents governmental and commercial were signed/exchanged during the visit of Prime Minister to Vladivostok. During the joint media appearance of Prime Minister and President Putin, 15 important documents were exchanged. These included the landmark Joint Statement "Reaching New Heights of Cooperation through Trust and Partnership", and the Joint Strategy for the enhancement of India- Russia trade and investments. In addition, 35 commercial documents were signed by various Russian and Indian entities on the sidelines of the visit. Of these, about 10 pertained to mining, minerals and rare earth sector and an equal number pertained to education, culture, entrepreneurship and innovation. Other sectors covered by the remaining Agreements/Memorandums of Understanding were energy, IT, agriculture, investment funding, timber, healthcare, diamonds, media, defense, chemicals and manpower, etc. In addition to these, the following two important documents were also signed separately during the EEF:
- a. Joint Statement on Cooperation between India and Russia in Hydrocarbon File No.5(5)/2019-IC(CIS) Sector for 2019-2024, and;
 - b. Memorandum of Understanding between Niti Aayog and Ministry for the development of the Far East and Arctic, under the preparation for program of Indian-Russian cooperation in trade, economic and investment spheres in the Russian Far East for 2020-2025.
- iii. **India- Russia Sub-Group on Modernization:** The 8th meeting of the subgroup took place on 21st November, 2019 in Moscow (Russia). The meeting was co-chaired by Shri Anil Agrawal, Joint Secretary, DPIIT from Indian side and Shri Alexey A. Uchenov, Director, Strategic Development and Corporate Policy Department, Ministry of Industry and Trade of the Russian Federation. A Protocol was signed in the meeting and was placed in the meeting of India Russia Working Group on Modernization and Industrial Cooperation.
- iv. **India-Russia Working Group on Modernization and Industrial Cooperation under IRIGC-TEC:** The 8th meeting of this Working Group was organized on 22nd November 2019 in Moscow (Russia) which was co-chaired by Dr. Guruprasad Mohapatra, Secretary (DPIIT) from Indian side and Shri Alexy Gruzdev, Deputy Minister of Industry and Trade of the Russian Federation from Russian side. A Protocol was signed in the meeting.
- v. Business and Innovation Summit held on 9-10 September, 2019 at Singapore.
- vi. Reconstitution of India Japan Business Leaders Forum (IJBLF) in December, 2019

- vii. **India-UAE High Level Task Force on Investment (HLTFI):** The India-UAE High Level Task Force on Investment (HLTFI) has been constituted to discuss ways to increase investments and deliberate on opportunities for cooperation and investment in both the countries, India-UAE. The HLTFI acts as a platform to address mutual issues associated with existing investments and to promote as well as facilitate investments between the two countries. The 7th meeting of HLTFI was held in Abu Dhabi on 21-22 September, 2019, co-chaired by Sh. Piyush Goyal, CIM from Indian Side and His Highness Sheikh Hamed bin Zayed Al Nahyan, Chairman of Crown Prince Court of Abu Dhabi and Managing Director, Abu Dhabi Investment Authority, from UAE side. The Indian delegation made sectoral presentations on investment opportunities in highways, airports, oil and gas, civil aviation, construction, food processing, renewable energy, infrastructure, shipping and railways. The two sides expressed satisfaction at the progress made in mutually identified areas aimed at promoting bilateral trade and investments and took note of the successful outcomes of the recent visit of Prime Minister Narendra Modi to UAE. Both sides discussed legacy issues and noted the efforts made to expedite their resolution. Areas for future cooperation were also discussed at the meeting which will further foster collaborations to enable sustainable trade flows and investments between the two economies.
- viii. During Hon'ble Prime Minister's visit to USA for attending the UN General Assembly from 21st-27th October, 2019 in New York, the following industry outreach events were held:
- a. Roundtable meeting of the industry leaders/CEOs from the energy sector organized by M/o. PNG, Invest India and Consulate General in Houston, USA on 21st September, 2019
 - b. CEO Roundtable organized in conjunction with Bloomberg on 25th September, 2019 at New York.
- ix. The Indian Participation led Hon'ble CIM to the 50th World Economic Forum Annual Meeting, which took place in Davos-Kloster, Switzerland, from 21st-24th January, 2020 was organized in collaboration with CII and Invest India. During the event, venue was hired for India Lounge and various other necessary arrangements were made for annual Meeting of World Economic Forum in Davos-Kolsters, Switzerland from 21st-24th January, 2020.
- x. Indian participation in the 84th Thessaloniki International Fair, 2019 (TIF), held in Thessaloniki, Greece from September 7-15, 2019, where India was the Honored Country. The Indian delegation was led by Hon'ble H.S Puri, MoS (C&I) and Shri Ravinder, Joint Secretary from DPIIT wash part of the delegation. The ITPO, was the lead agency from Indian side with 75 Indian exhibitors.
- xi. The protocol for 19th Session of India-Sweden Joint Commission for Economic Cooperation (JCEC) was signed during the meeting held on 22-23 October, 2019 in Stockholm, Sweden. The delegation was led by Shri Piyush Goyal, Hon'ble CIM to Stockholm, Sweden on 22nd and 23rd October, 2019 for participating in the 19th Session of India-Sweden Joint Commission for Economic Industrial and Scientific Cooperation.

11.3 Major Conferences, bilateral/ Joint Commission Meetings and Investment promotion events held in India

- i. Meeting for Establishment of Japan Industrial Townships – incentives and other ways to promote investment held on 26.07.2019 under the Co-chairmanship of Secretary, DPIIT and Ambassador, Japan.
- ii. Progress Report of Japan Industrial Townships (JITs) was shared with Japanese side in December, 2019
- iii. Secretary, DPIIT reviewed the status of establishment of Japan Industrial Townships on 02.12.2019 with respective State Governments.
- iv. Chinese Investors' Round table organized by DPIIT and Invest India under the chairmanship of Secretary, DPIIT held on 3rd December, 2019.
- v. The Fourth India Sweden Business Leaders' Round Table (ISBLRT) was organised on 03.12.2019 during the visit of King of Sweden to India. Hon'ble CIM also had a luncheon meeting with H.E. Ibrahim Baylan, Minister of Business, Industry and Innovation.
- vi. Mrs. Sigrid Kaag, Minister for Foreign Trade and Development Cooperation, Netherlands had a meeting with Secretary, DPIIT. Minister Kaag brought along 5 Dutch 'startup ecosystem players', keen on collaborations with Indian corporate, start-ups and other stakeholders hence focussing on further cooperation on young entrepreneurship.

11.4 Visit of foreign Delegations/ Dignitaries to India

- i. Mr. Leonid Petukhov, CEO of Russia's

Far East Investment and Export Agency and key senior officials of the Agency met Secretary (DPIIT) in New Delhi on 25th November, 2019. Representatives from MEA, Govt. of UP, Haryana besides Invest India and representatives from Industry participated in this meeting. Mr. Leonid Petukhov and his team made a presentations on Investment Projects available in the Russian Far East.

ii. Hon'ble CIM had discussions with the following Dignitaries:

- a. Meeting of Hon'ble CIM with H E Mr. Heng Swee Keat, Hon'ble Deputy PM and Minister for Finance of Singapore on 3rd October, 2019 at Udyog Bhawan, New Delhi.
- b. Meeting of Hon'ble CIM with Mr. Kajiyama Hiroshi, Minister, METI, Japan on 10.12.2019.
- c. Meeting of Hon'ble CIM with Dr. Surjit S Balla, IMF (Bhutan, Bangladesh, India & Sri Lanka) on 24th December, 2019 at Udyog Bhawan, New Delhi.

iii. Secretary, DPIIT had discussions with the following Dignitaries:

- a. Meeting of Secretary, DPIIT with Mr. Manu Kumar Jain - Vice President, Xiaomi and Managing Director, Xiaomi on 18th July, 2019
- b. Meeting of Secretary, DPIIT with Mr. Satoshi Suzuki, Ambassador, Japan on 19.11.2019.
- c. Meeting of Secretary, DPIIT with Mr. Tanaka Shigehiro, Vice-Minister, METI, Japan on 22.11.2019.

- iv. H.E. H M King Carl XVI Gustaf of Sweden visited India along with a high level Ministerial and Business Delegation from 2-4 December, 2019.

- v. Secretary, DPIIT had Meeting on 15th October, 2019 with Mrs. Sigrid Kaag, Minister for Foreign Trade and Development Cooperation, Netherlands for trade mission to India from 14 to 18 October, 2019.
- vi. Dr. Angela Merkel, The German Chancellor visited India alongwith Ministerial Delegation and a delegation of German CEOs. The bilateral meeting was held between the Hon'ble Union Ministers and Secretaries with their German counterparts on 01.11.2019 as a part of the 5th Inter Government Consultations Joint Declaration of Intent was signed between the Hon'ble MoS, Shri Som Parkash and Mr. Christan Hirte, Parliamentary State Secretary, Germany.
- vii. Meeting of H.E. Tomas Petricek, Minister of Foreign Affairs of the Czech Republic with Hon'ble Commerce and Industry Minister held on 15.01.2020.
- viii. Meeting of H.E. Peter Szijjarto, Minister of Foreign Affairs & Trade, Hungary with Hon'ble Commerce & Industry Minister with on 16.01.2020.

11.5 Other important activities

- i. **Participation in G2G meetings conducted by other Ministries:** India World Economic Summit held on 8th July, 2019 in New Delhi, 9th India-China Financial Dialogue held on 25th September, 2019 in New Delhi and 8th Meeting of Core Group of Secretaries on India-Japan Investment Promotion Partnership held on 11.10.2019 at Cabinet Secretariat, New Delhi.
- ii. **Organizing 'Make-in-India' (MiI) Road shows:** Make in India Roadshow organized in Tokyo Japan from 9th to 11th October, 2019

iii. India US State Spotlight Series Webinar with the State of

- a. Maharashtra was held on 28.06.2019.
- b. New Jersey was held on 14.11.2019.

iv. Fast Track Mechanism (FTM) Meeting: India-US Fast Track Mechanism meetings was held on 16.07.2019 to discuss US Companies issues.

- v. To resolve the pending cases under Indo-German FTM and a review meeting in this regards was held under the Chairmanship of Shri Ravinder, JS with the Embassy of Germany on June 4, 2019. The issues of seven German companies namely, Fresenius Kabi, BMW, Daimler India Commercial Vehicles, Bosch, Thyssenkrupp Electrical Steel, Voith Hydro and HERE were taken up in the meeting. All the cases were forwarded to concerned Ministries/Departments for the necessary actions on their part. Further, new issue related to non-payment of dues for construction of the diaphragm wall for the Polavaram Dam (Andhra Pradesh) is also added, and an update on same was requested from Govt. of Andhra Government.

- vi. India-Italy Fast Track Mechanism is established and the first meeting of the mechanism was held on 16th July, 2019 which was co-chaired by Secretary, DPIIT and H E Lorenzo Angeloni, Ambassador of Italy to India. The issues of five Italian companies namely, Campari, CNH, Ferrero, Fincantieri and Leghorn were taken up in the meeting.

- vii. Hon'ble CIM proposed the setting up of an 'Investment Enclave' for Swedish investors in India with ready plug and play infrastructure at a location of



their choice During his visit to Sweden on 22-23 October 2019 for the 19th Indo-Swedish Joint Commission held in Stockholm. The proposed enclave would create an enabling ecosystem for Swedish companies with access to Swedish education, healthcare, housing and entertainment. Further action would be taken on the proposal after response from the Swedish side.

viii. The 3rd meeting of the India- UK Fast Track Mechanism was held on 13th December, 2019 in Udyog Bhawan, New Delhi under the co-chairmanship

of Secretary, DPIIT and British High Commissioner in India. The issues of six British Companies namely, De La Rue, G4S Secure Solutions, SIS Live, Diageo, William Grant & Sons and Perkins were taken up in the FTM. Further a new issue related to delay in FDI approval of M/s Inmarsat was also added in the FTM.

x. The first Indo-German CEO interaction was held on 1st, November, 2019 at Hotel Taj Mahal, New Delhi during the visit of the German Chancellor Dr. Angela Merkel.

Administration of the Boilers Act, 1923

12.1 Functions of Boiler Division: Boiler Division is headed by the Technical Adviser (Boiler) and its functions are to:

- i. Advise the Central Government on all matters relating to administration of the Boilers Act, 1923 and the Indian Boiler Regulations, 1950 (IBR) framed there under.
- ii. Deal with cases/matters on which direction is to be given to State Governments by the Central Government for carrying out execution of the provisions of the Boilers Act, 1923.
- iii. Deal with the work relating to framing or amendment of regulations for laying down the standards for materials, design and construction of boilers and also for regulating the inspection and examination of boilers
- iv. Examine proposals for amendment of the regulations including drawings, designs, calculations and specifications for submissions to the Central Boilers Board.
- v. Evaluate quality management systems and production facilities of various firms in India and foreign countries for their recognition as Competent Authorities, Well known steel makers, foundries, forges, tube & pipe makers, material testing laboratories and remnant life assessment organisations under the Indian Boiler Regulations, 1950 in order to cut down the inspection delays and increased availability of the boiler components without sacrificing the safety and quality of the boilers and its components.
- vi. Evaluate inspection systems and performance of firms for their recognition as Inspecting Authorities for inspection and certification of boilers and boiler components in India and foreign countries.
- vii. Conduct meeting of all Technical Sub-Committees of the Central Boilers Board as Chairman of these sub-committees.
- viii. Deal with various matters in connection with the administration of the Boilers Act, viz. scrutiny of the proposals regarding amendment of the Indian Boiler Regulations, 1950 in line with the latest technological developments all over the world.
- ix. Interpret the provisions of the Indian Boiler Regulations, 1950.
- x. Deal with problems which are thrown up by the manufacturers and users of boilers and others concerned and give necessary advice and guidance.
- xi. Authorise “Competent Persons” for inspection and certification of boilers and boiler components in India during manufacture, erection and use.

12.2. Administration of the Boilers Act, 1923 (5 of 1923) and the rules/regulations made there-under

12.2.1 The Boilers Act was enacted in 1923 mainly to provide for safety of life and property from the danger of explosion of boilers and for achieving uniformity in registration and inspection during operation and maintenance of boilers throughout the country. Up to year 2007, there had been no major amendments to the Act and the legislation needed changes in consonance with the evolving developments and changes in the technology of fabrication, testing, inspection and operation of boilers.

12.2.2 The Indian Boilers (Amendment) Act, 2007 (49 of 2007), introduced improvements in the provisions of the law to enhance safety norms, to ensure uniformity in standards of inspection, expediting inspections and reducing delays by decentralization of inspection of boilers during their manufacture, erection and use, by allowing inspection and certification by independent inspecting authorities.

12.2.3 Rules and regulations are in place for third party inspection; and inspection by third party inspecting authorities and competent persons is operational in the country. Eleven third party inspecting authorities have been recognized by the Central Boilers Board to work in the country employing competent persons to carry out inspection of boilers and boiler components during manufacture and use, in addition to Chief Inspector/ Director of Boilers. Further, 26 Competent Persons have also been authorized to work in individual capacity under section-8 of the Boilers Act, for in-service inspection of boilers. This has resulted in a simplified and more accessible, user - friendly framework for the administration of the Boilers Act and has also protected manufacturers/ users' interests without sacrificing the safety of boilers.

12.2.4 For "Ease of Doing Business", the concept of self-certification and third party inspection of boilers was taken up with the State Governments. This initiative has benefited a broad spectrum of industries both in large and small scale sector which includes Power plants, Chemical plants, Refineries, Paper plants, Steel plants, Sugar mills and other process industries. Majority of State Governments have implemented the self-certification/third party inspection of boilers during use. Further, many State Governments have made provision for online submission and disposal of applications for registration of boilers. A meeting was organised on June 14, 2019 with stakeholders to carry forward the reforms in the Boilers Act 1923 and Indian Boilers Regulations, 1950.

12.2.5 Regulations have been amended by simplifying the procedure for third party inspection of boilers during use by allowing the Competent Persons to undertake inspection independently also without taking employment with the Central Boilers Board recognized Inspecting Authority. Provision has also been made in the regulations for prescribing time limits for all the approvals/clearances under the Boilers Act/IBR after which the approvals shall be deemed to have been granted.

12.2.6 Examinations are conducted for recognition of "Competent Persons (CPs)" for inspection & certification of boilers and boiler components under IBR, 1950. So far 172 Competent Persons have been qualified on the basis of five examinations conducted in the years 2011, 2012, 2015, 2017 & 2018. The sixth examination for recognition of CPs is being conducted on 2nd February, 2020.

12.3. Central Boilers Board

12.3.1 Central Boilers Board, constituted under Section 27A of the Boilers Act, 1923 (5 of 1923) is responsible for making regulations

consistent with the Act including for laying down the standards for material, design, construction as well as for registration and inspection of boilers. The Board comprises of the representatives of the Central and State Governments, Bureau of Indian Standards, Boiler and boiler component Manufacturers, National Laboratories, Engineering Consultancy agencies, users of Boilers and other interests connected with the Boiler Industry.

12.3.2 Secretary, Department for Promotion of Industry and Internal Trade is the ex-officio Chairman and Technical Adviser (Boilers) is the ex-officio Member-Secretary of the Board.

12.3.3 Board deals with the problems of both the users and manufacturers and takes policy decisions for proper growth of the boiler manufacturing industry in the country. Board formulates the Indian Boiler Regulations incorporating the latest developments taking place in the Boiler Industry all over the world. Board's responsibilities have further increased with the introduction of third party inspecting authorities and competent persons

for inspection and certification of boilers and boiler components.

12.3.4 Evaluation Committee/Appraisal Committee of the Board have granted recognition/renewal to Inspecting Authorities, Competent Authorities, Well-Known Steel Makers, Tube/Pipe Makers, Well Known Foundry/Forge, Material Testing laboratories and Remnant Life Assessment Organizations under the Indian Boilers Regulations, 1950 in thirty four (34) cases during the period under report. Authorisation Cards have also been issued to fifty one (51) competent persons for inspection and certification of boilers and boiler component in India during manufacture, erection and use.

12.3.5 One-day/Two days workshops on Efficient Boiler Operation and maintenance to apprise the owners of boilers of the steps to be taken to optimize the efficiency of their working boilers are being continuously conducted through National Productivity Council to popularize the measures for energy conservation.

Attached & Subordinate Offices and other Organisations

13.1 Office of the Economic Adviser

13.1.1 The Office of the Economic Adviser (OEA) is an attached office of the Department for Promotion of Industry & Internal Trade. Established in 1937, it is one of the oldest offices in the Government of India. It continues to be the sole custodian of the Wholesale Price Index since pre-independence days.

13.1.2 Mandate of the Office includes compilation and release of Wholesale Price Index (WPI) and Experimental Business Service Price Index (BSPI). It also compiles the Index of Eight Core Industries and contributes towards compilation of Index of Industrial Production. As an attached Office, it renders advice to the Department for Promotion of Industry & Internal Trade on formulation of policies for country's industrial development. It supports the Department with analysis of trade, fiscal, investment, competition and labour related issues pertaining to policies and promotion of industries. It supports the Department by coordinating intra and inter-departmental efforts.

13.1.3 The specific functions and responsibilities are as follows

13.1.3.1 Statistical functions

- i. Compilation and release of the Wholesale Price Index.
- ii. Compilation and release of the Eight Core Industries Index.

- iii. Development of Experimental Business Service Price Index.
- iv. Compilation of data of 47.5 per cent of the Index of Industrial Production.
- v. Analysis of trends of industrial production and growth and related macro variables.

13.1.3.2 Policy functions

- i. Economic inputs for policy relating to industry and promotion of industry in the country.
- ii. Drafting of new Industrial Policy
- iii. Research support for existing and new DPIIT initiatives.
- iv. Examining proposals and rendering advice for changes in fiscal issues relating to industry. (a) Changes in tariff structure including cases of Inverted duty (both MFN & FTA). Goods and Services Tax (GST), duty drawback etc. (a) Changes in tax policy, procedures and fiscal incentives.
- v. Bilateral Investment Treaties (BIT) related issues.
- vi. Examining proposals and rendering advice for changes in trade relating to industry; (a) Changes to Foreign Trade Policy; (b) Cases relating to Safeguard and Anti-Dumping duty; (c) Cases relating to Multilateral and bilateral trade agreements.

13.1.3.3 Coordination functions

- i. Processing Policy Notes - Cabinet Notes, CoS Notes, EFC Notes referred on subjects with economic implications
- ii. Matters referred by Ministry of Micro, Small and Medium Enterprises, NITI Aayog and Department of Commerce.
- iii. Anchoring role of DPIIT for Board of Trade (BoT) meetings, Council on Trade Development and Promotion meetings, Trade Policy Review of WTO, Interministerial Committee on Non-Tariff measures, Board of EXIM Bank.
- iv. Preparation of Monthly Summary, Monthly DO.
- v. Issues relating to e-samiksha, Pragati, Output-Outcome Framework.
- vi. Material to be shared with other Departments like Economic Survey, Budget Speech, President's Speech

13.1.4 Wholesale Price Index

13.1.4.1 Wholesale Price Index (WPI) measures the average change in the prices of commodities for bulk sale at the level of early stage of transactions. It is primarily a measure of headline inflation at the national level. It is used by National Statistical Office, Ministry of Statistics and Programme Implementation for deflation of nominal accounts for sectors where the output is available in value terms. It is also used by various public and private sector organizations for settlement of escalation clauses made while entering into contracts for supply of raw materials, machinery and construction works.

13.1.4.2 The index basket of the WPI covers commodities falling under the three Major Groups namely Primary Articles, Fuel and Power and Manufactured products. The prices tracked are ex-factory price for manufactured products, agri-market (mandi) price for

agricultural commodities and ex-mines price for minerals. Weights given to each commodity covered in the WPI basket is based on the value of production adjusted for net imports. WPI basket does not cover services.

13.1.4.3 On account of the structural changes over time in the economy, products and their specification are changing even faster. Under the fixed basket approach the base year is changed at regular intervals. Simultaneously index basket weights and source agencies are also updated to keep the index series representative. So far, six revisions have taken place introducing the new base year, viz. 1952-53, 1961-62, 1970-71, 1981-82, 1993-94 and 2004-05. The current revision is the seventh since its regular introduction.

13.1.4.4 In the new WPI series significant improvement in concept, coverage and methodology has been made. In the revised WPI basket, the number of items has been increased from 676 to 697. Efforts have been made to enhance the number of quotations from 5482 to 8331. The increase in number of quotations has been done across the major groups to ensure comprehensive coverage and representativeness. New definition of wholesale price index does not include taxes in order to remove impact of fiscal policy. This also brings new WPI series closer to producer Price Index and is in consonance with the global practices. The item level indices are being compiled based on statistically robust Geometric mean as compared to Arithmetic mean used in the WPI 2004-05 series.

13.1.4.5 Further for the first time a technical Review Committee has been set up to recommend appropriate methodological intervention to continuously improve coverage, quality and timeliness of the WPI. The new series also presents a separate 'WPI Food Index' which along with CPI Food Price Index published by NSO would help monitor the food inflation effectively.

13.1.4.6 Due to changes in the structure of the economy over time, the weights of various groups/sub-groups and items have also changed reflecting their relative importance. The revised weights in the WPI basket reflect the structure of the economy in the base year i.e. 2011-12. In the revised WPI basket the weight of Primary Articles group has increased from 20.1 per cent to 22.6 per cent, whereas the weight of fuel and power group has declined from 14.9 percent to 13.2 per cent. The weight of manufactured products has declined marginally from 64.9 Percent to 64.2 percent.

13.1.4.7 Constitution of working group for revision of Current Series of Wholesale Price Index: The current series of Wholesale Price Index (WPI) with 2011-12 as base year was introduced in May 2017. Since

2011-12 significant structural changes have taken place in the economy. Therefore it has become necessary to examine the coverage of commodities, weighting diagram and related issues pertaining to the existing series of index numbers of Wholesale Price Index. According, Government of India has constituted the Working Group for the revision of current series of Wholesale Price Index (Base 2011-12) under Chairmanship of Dr. Ramesh Chand, Member, NITI Aayog.

13.1.4.8 Table 15.1 shows the comparison of weights, number of products and number of quotations between 2004-05 and 2011-12 series. And Table 15.2 shows monthly Wholesale Price Index (Base Year 2011-12=100) for All Commodities and Major Groups for the current financial year 2019-20 (i.e. April-19 to December 2020).

Table 13.1 : Comparisons of Weights, No. & Items and No. of Quotations Old WPI (2004-05) and New WPI (2011-12) series

Major Group/Group	Weight		No. of Items		No. of Quotations	
	2011-12	2004-05	2011-12	2004-05	2011-12	2004-05
All Commodities	100	100	697	676	8331	5482
Primary Articles	22.6	20.1	117	102	983	579
Fuel & Power	13.2	14.9	16	19	442	72
Manufactured Products	64.2	65	564	555	6906	4831

*Weights are rounded off to one decimal place

Table 13.2 : Monthly Wholesale Price Index (Base Year 2011=100) for All Commodities and Major Groups

(April-2019 to December 2019)										
Major Group	Weight	April-19	May-19	June-19	July-19	Aug-19	Sept-19	Oct-19	Nov-19*	Dec-19*
All Commodities	100	121.1	121.6	121.5	121.3	121.5	121.3	122	122.3	122.8
Primary Articles	22.62	139.3	140.3	141.0	142.8	144.0	143.0	145.5	147.3	148.8
Fuel & Power	13.15	102.8	104.4	102.2	100.6	101.2	100.6	102.3	101.3	101.3
Manufactured Products	64.23	118.5	118.6	118.5	118.0	117.8	117.9	117.8	117.8	118.0

**The figures of Nov-19 and Dec-19 are provisional

13.1.5 Development of Business Service Price Index

13.1.5.1 India's GDP growth since the 90's has been led by services sector. Service sector has had a growth of 9.8% in 2014-15, and 7.5% in 2018-19(PE) at basic prices. It accounted for 51.8% of GVA at constant prices during the year 2014-15 and further, its share in the GVA rose to 54.3 % in 2018-19(PE). The Wholesale Price Index (WPI) reflects the price movements of only goods and not services. Per contra, the Consumer Price Index (CPI) in India covers some services like housing, education and health but it is at business to consumer transaction and not business to business level.

13.1.5.2 In order to estimate explicit price movements in the services sector, an Expert Committee on Development of Service Price Index under the chairmanship of Prof. C.P. Chandrasekhar was set up in April, 2007 to provide the technical guidance on the conceptual and methodological issues on the Business Service Price Index (BSPI). BSPI measures the average change in the prices of selected services like transport, finance, communication etc. It is a statistically more accurate measure of service sector inflation, given the rapid structural transformation and growing importance of service sectors in the Indian Economy. The index would play a very crucial statistical role as deflator in the NAS for service sector.

13.1.5.3 Currently, the Office of Economic Adviser (OEA) had identified eleven sectors in the initial phase of the development of experimental Business Service Price Index. These eleven sectors can broadly be grouped under following four categories:

Transport Sector	Rail Transport, Air Transport, Port Services & Road Transport
------------------	---

Financial Sector	Insurance, Banking Sectors and Securities Transaction
Communication Sector	Telecommunication and Postal & Courier Services
Others	Trade & Business Services (IT)

13.1.5.4 Out of the eleven services, experimental Service Price Indices (SPIs) for six sectors namely, Air, Railway, Port, Banking, Telecom (Cellular) and Postal have been updated and uploaded on official website of the Office of Economic Adviser (OEA). Experimental SPIs for remaining services are under progress. Fixed base Laspeyres' method has been used in the all experimental services price indices.

13.1.6 Trade, Fiscal and Investment Policy related work

13.1.6.1 Office of the Economic Adviser examines concerns of industry including those related to tax; fiscal & trade policy issues and also hold industry consultations from time to time to understand the same. Industry consultations are also hold for specific suggestions regarding changes in direct taxes, indirect taxes including Goods and Services Tax and customs duty, duty drawbacks, inverted duty structure and processes and procedures for Union Budget and as and when necessary.

13.1.6.2 All tariff related issues including inverted duty structure under Most Favoured Nation, Free Trade Agreements or Preferential Trade Agreements to provide a level playing field to domestic manufacturing are also being dealt by TFP Section.

13.1.6.3 To make new Industrial Policy more specific and actionable, a Working Group was constituted in October, 2019 with representation from Central Ministries / Departments, State Governments, and

Industry Associations. The First Meeting of the Working Group was held on 24th October, 2019. The suggestions/comments received in the First Meeting of the Working Group are being compiled and would be placed in the next meeting of the Group to finalise the draft Industrial Policy.

13.2 Tariff Commission

13.2.1 The present Tariff Commission was constituted through a Government Resolution in 1997 as an independent body to look into tariff related issues and recommend appropriate levels of tariffs for different products and different industries, keeping in view the large economic interest of the country. The Commission is currently headed by a full time Member Secretary in the rank of Secretary to the Government of India. Tariff Commission with its multi-disciplinary structure and grass root based study methodology is providing study based inputs with regard to manufacturing for informed decision making to Ministries/Departments of Government of India on studies referred by them to the Tariff Commission.

13.2.2 As per the revised Government resolution dated 8th September 1998, the mandate of Tariff Commission is as follows:.

- i. To make recommendations as an expert body, on matters referred to it by Government regarding fixation of tariff and all tariff related issues in relation to trade in goods and services, keeping in view the interest of various sectors including production, trade and consumers and taking into account the international commitments. The Commission should aim at evolving an overall tariff structure and look into the issue of tariff rationalization.
- ii. To study critically market access offers received from trading partners as part

of WTO framework and to advice the Government on the opportunities and challenges generated by these offers.

- iii. To make a detailed impact analysis on select sectors like textiles, agriculture, and automobiles information technology, chemicals, steel and engineering goods through a multi-disciplinary team.
- iv. In order to facilitate reforms process, the Commission may examine the transition-period required for select industries to recommend the gradual phasing out of the tariffs as referred to it by the Government from time to time.
- v. To carry out technical studies on cost of production of different goods and services and their competitiveness in relation to other countries.
- vi. To monitor the tariff changes in the competing and trade-partner countries and maintain an inventory of tariff-rates at a sufficiently detailed level.
- vii. Core function of BICP including pricing, efficiency, improvement and cost reduction, issue of Public & Private sector, Industrial Product & Services:
 - a. Commodities under Administrative Pricing Mechanism (APM)
 - b. State monopolies/public utilities
 - c. Government procurement
 - d. Price monitoring
 - e. Others
- viii. To render advice on issues referred to it by Government on classification of goods and products along with applicable tariffs on such goods and product
- ix. To undertake other tasks as may be assigned by the Government from time to time.

13.2.3 Tariff Commission is an organization providing research based inputs to Ministries/Departments based on in-depth study using data on ground realities collected from field for informed decision making. The study team comprises of:-

- i. Engineers from the field of Science and Technology belonging to Tariff Commission cadre
- ii. Cost Accountants/Chartered accountants from Indian Costs & Account Service (ICoAS)
- iii. Economists from Indian Economic Service (IES); and
- iv. Statisticians from Indian Statistical Service (ISS).

13.2.4 Tariff Commission is the only Government organization which has the know-how and expertise of using the tool of normation for informed decision making across the board for different sectors of the industry. Normation is based on assessment of achievable efficiencies i.e optimal capacity utilization, productivity parameters of respective inputs (such as man, material, energy and machine) taking into account technologies and manufacturing processes etc. Normation analysis thus can be used to benchmark sectors /units for enhancing their competitiveness. Merits of decision making through normation include:

- i. Considered fair by an individual and/or a group.
- ii. Determining the cost of goods/services at optimal/efficient level of inputs (manpower, material, energy and capital) and provides thrust for improvement in efficiency and enhances competitiveness of the industry.
- iii. It helps in identifying areas for physical improvements leading to enhancing competitiveness

- iv. Normation is a fundamental management tool that supports quality / excellence and innovation. It is in fact a continuous process of measuring one's own performance and practices against the best competitors. It is thus a benchmarking tool in competitiveness studies.
- v. Normation balances the interest of all stakeholders while protecting the consumer interest.
- vi. It is a tool which also focuses on providing road map for improving industrial efficiency.
- vii. Over the period this tool has passed the test of time and has become essential in the emerging complex global market scenario and cutting edge competition.

13.2.5 Tariff Commission always endeavours to deliver study reports in a definite time frame in a phased manner so that the findings are based on the latest data available and relevant for arriving at policy decisions and not rendered redundant with the passage of time. This is ensured by phasing the studies and making them State specific and/or sector /unit/product specific. Study topics which are of continuing nature and require submission of study reports on a continuous basis are listed below:

- i. Studies on inverted duty structure which are utilized for pre-budget exercise in rationalizing duty structure and thus aids in "Make in India" initiative of the Government.
- ii. Impact assessment of Free Trade Agreements on different sectors with different countries.
- iii. Studying competitiveness (including trade competitiveness) of different sectors/ industry, firm/PSU and product.
- iv. Impact of prevailing tariff structures on domestic manufacturers and industry competitiveness.

13.2.6 The Sector wise details of the study reports submitted during 2019-20, till 31.12.2019 is given in the Table below:

S. No.	Sector/Type of Study	No. of Reports
1	Manufacturing Sector:	
	a) Studies related to Inverted Duty Structure/World Trade Organization / Market Access Offer/Free Trade Agreement/Tariff	12
	b) Pricing Study	1
2	Social Sector	
	c) Pricing Study	-
Grand Total		13

13.2.7 The detailed list of the study reports submitted during 2019-20 till 31.12.2019 is given in **Appendix-IX**.

13.3 Office of the Salt Commissioner, Jaipur

13.3.1 Salt is Central Subject under Item no.58 in 7th Schedule of the Constitution of India. The Salt Commissioner-s Office (SCO) is an Attached Office of this Department, with its headquarter at Jaipur. It is headed by the Salt Commissioner. There are four Regional Offices at Chennai, Mumbai, Ahmedabad, and Jaipur, besides the field offices in all the salt producing States. SCO was primarily responsible for administration of the Salt Cess Act, 1953 and rules made thereunder but the Salt Cess Act 1953 now has repealed in the Financial Bill 2015-16. SCO is responsible for planning and facilitating production of salt, promotion of technological development, arranging equitable distribution and monitoring the quality and price of salt, custody and superintendence of departmental salt lands, promotion of exports and pre-shipment inspection, assignment fee, ground rent, undertaking about welfare measures, rehabilitation of salt works affected by natural calamities, etc.

13.3.2 The Ministry of Health and Family Welfare is implementing a plan scheme National Iodine Deficiency Disorders Control Programme (NIDDCP). SCO is the nodal agency for its implementation of components pertaining to monitoring of production and the quality of iodized salt at production level and its distribution to the consuming centers. SCO is the inspecting agency for the issue of export-worthy certificate for export of salt under the Quality Control and Export Inspection Act, 1963.

13.4 Petroleum & Explosives Safety Organisation, Nagpur

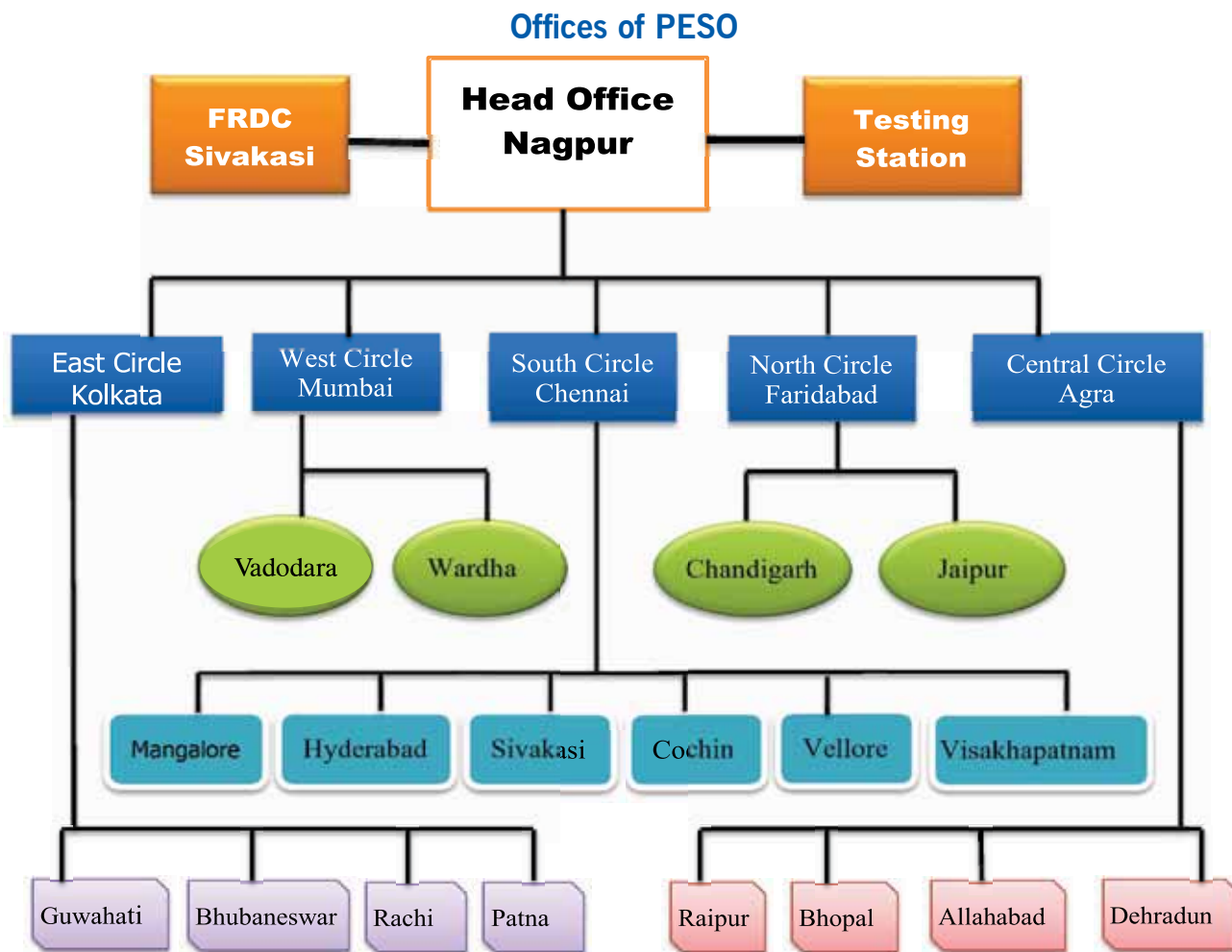
13.4.1 Introduction

13.4.1.1 Petroleum & Explosives Safety Organisation (PESO) is headed by the Chief Controller of Explosives with its headquarter located at Nagpur. It is the nodal Organization to look after safety requirements in manufacture, storage, transport and use of explosives and petroleum in the country. It has five Circle offices located in Kolkata, Mumbai, Chennai, Faridabad and Agra and 18 Sub-circles offices in the country.

13.4.1.2 National Academy of Petroleum & Explosives Safety and Testing Station

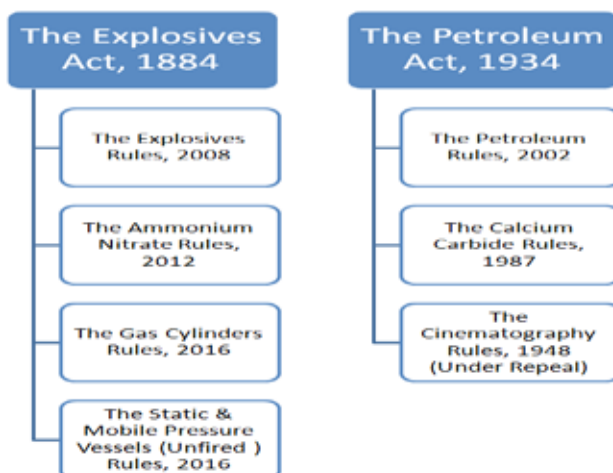
(NAPES-TS) is located at Gondkhairy, Nagpur. Training, skill development of PESO Officers and stakeholders is carried along with statutory tests on explosives, safety fittings of road tankers. Fireworks Research and Development Centre (FRDC) located at Sivakasi, Tamil Nadu

undertakes testing and development of eco-friendly green fireworks to ensure safety and security of public and property from fire and explosion. The organization chart of PESO is as follows:



13.4.1.3 The organization has statutory authority, entrusted with responsibilities under the Explosives Act, 1884, the Petroleum Act, 1934 and the rules framed therein.

13.4.1.4 PESO is also entrusted to administer the provisions of the Inflammable Substance Act, 1952 and Manufacture, Storage, Import of Hazardous Chemicals Rules, 1989 framed under the Environment Protection Act, 1986. The Rules administered by PESO are as follows:



13.4.2 Major Activities and Function of PESO:

- i. To scrutinize and approve site layouts, construction plans for petroleum refineries, petroleum storage depots, storage sheds, compressed gas storage premises, calcium carbide storage premises, acetylene generation plants, explosives manufacturing units, explosives storage magazines, ammonium nitrate storage premises, stevedores for ammonium nitrate, fireworks manufacturing units and fireworks storage magazines.
- ii. To scrutinize and approve petroleum retail outlets, CNG dispensing stations, Auto LPG dispensing stations, fireworks shops, gas cylinder filling and storage premises.
- iii. To approve designs of petroleum road tankers, compressed gas pressure vessels, static pressure vessels, ammonium nitrate transport vehicles, bulk mix delivery vessel and explosives transport vans.
- iv. To approve cross country pipelines for transfer of petroleum, compressed gases, premises under the MSIHC Rules, ports & jetties for unloading / loading of petroleum & compressed gases.
- v. To undertake approval of gas cylinder manufacturing units, design approval of cylinders, safety fittings, valves, regulators, Ex-Electrical Apparatus, import/export of explosives, gas cylinders, pressure vessels, safety fitting, workshops for fabrication of pressure vessels and road tankers for compressed gases and petroleum.
- vi. To recognize competent persons under the SMPV (U) Rules, 2016 and the Petroleum Rules, 2002, shot firer and foreman under the Explosives Rules, 2008.
- vii. To authorize new explosives, destroy deteriorated and unclaimed/ unserviceable/seized explosives and scrutinize returns of explosives and ammonium nitrate.
- viii. To examine petroleum tanks in sea going vessels/ships for issuing gas free certificates for allowing hot work, entry of man in such tanks and entry of such vessels in docks.
- ix. To undertake accident investigation of premises licensed under the purview of the Acts and Rules administered by PESO.
- x. To provide consultancy / expert services to Central / State Government / Ministries/ Department / Stakeholders, Ports, Airports, Railways, Ministry of Defense, Bureau of Indian Standards and participate as Chairman / members for various committees.

13.4.3 Major Achievements:

13.4.3.1 E-Governance:

13.4.3.1.1 PESO has made extraordinary progress in the field of e-Governance for providing quality uninterrupted e-services and e-payment facility to the stakeholders. Online payment submission is made mandatory to boost digital payment schemes of Government of India with effect from 11.11.2019.

13.4.3.2 First in First out (FIFO):

In order to make licensing system more transparent, the online software modules of PESO have been augmented to allow officers and staff to process the receipts on "First in First out (FIFO)" basis. At any point of time officer and staff can view only top 25 cases and after they are cleared the next 25 cases are available.

13.4.3.3 E-Nivesh: Licensing System of PESO has been integrated with PMO's Project Monitoring Group: E-Nivesh. The cases pending beyond 21 days are periodically monitored so as to ensure there are no inordinate delays in the disposal of applications submitted to PESO.

13.4.3.4 Online application process: PESO has developed online modules and e-application facilities for processing of cases under (i) Petroleum Rules, (ii) Gas Cylinders Rules, (iii) SMPV(U) Rules, (iv) Explosives Rules, (v) Ammonium Nitrate Rules, (vi) Calcium Carbide Rules.

13.4.3.4.1 The status of application can be viewed by the applicant on real time basis along with facilities such as portfolio where the transactions and approvals can be stored for further processing and online fee submission.

13.4.4 Explosives Return System (ERS) and Ammonium Nitrate Return System (ANRS):

13.4.4.1 PESO has developed online Explosives Return System (ERS) and Ammonium Nitrate Return System (ANRS) for the Explosives and Ammonium Nitrate Manufacturers, Sellers, Users, Transporters, Exporters & Importers to submit their online returns, on day to day basis and the entire chain of transactions across the country are accounted through the online modules along with indent for purchase of explosives & ammonium nitrate, transport passes and other returns as required under the Explosives Rules, 2008 & the Ammonium Nitrate Rules, 2012. Under ERS & ANRS an interface is provided to all the DMs & SPs to monitor explosives transactions emerging, destined and crossing their respective districts along with MHA & DPIIT.

13.4.4.2 ERS & ANRS has not only replaced the cumbersome process of maintaining

explosives & ammonium nitrate transactions records manually and submitting returns to the various authorities by the licensees but also has the provision for online scrutiny of returns by PESO as well as in-built facilities of generating SMS alerts and messages to every consignor and consignee against every transaction .

13.4.5 Project on System on Explosives Tracking and Tracing (SETT):

13.4.5.1 With an objective to develop foolproof system for effective tracking of every explosive at the minimum package & unit level right from the manufacture to the user end on real time basis, throughout the supply chain and for tracing of the last legal source of seized/unclaimed explosives Project SETT has been developed.

13.4.5.2 The system has been developed by involving all stakeholders such as 108 explosive manufacturing units having more than 800 brands of explosives, more than 9000 explosive users & sellers, exporters and importers.

13.4.5.3 The project has been approved with financial outlay of ₹ 62.45 Crores in 2016-17 and will be completed in 3 phases. Phase-I (i.e. bar code on the outer box) has been launched on 01.01.2019. Phase-II and III shall be launched shortly.

13.4.6 Licensing System for District Authorities (LSDA):

13.4.6.1 Along with PESO, District Magistrates & Commissioners of Police are empowered to grant licenses for storage of explosives, ammonium nitrate, tractor compressor and vehicle for transport of ammonium nitrate. To maintain a national database of such licenses on real time basis, to track the entire chain of transactions, to monitor the licenses and computerization of such license, an online

web enabled module has been developed by PESO.

13.4.7 Notifications for manufacturing of nitroglycerin:

13.4.7.2 The Central Government had prohibited possession, sale and use of nitroglycerine on 21.01.2004. However to achieve “self reliance” in manufacturing of double-base & triple base propellants for defense explosives; private firms were exempted from use of nitroglycerin on 13.02.2016. Such explosives are exclusively used by Armed Forces, Ordnance Factories or other defense establishments.

13.4.7.2 Similarly, pharmaceutical units holding license under the Drugs and Cosmetics Act, 1940 are exempted for sale, possession & use of 10% diluted nitroglycerin on 06.05.2015. The exemption is also applicable for manufacturing of nitroglycerin with maximum batch size not exceeding 1 Kg at any stage.

13.4.8 Exempting ANFO for own use:

13.4.8.1 Ammonium Nitrate Fuel Oil (ANFO) explosive was exempted from Industrial license under Industries Development & Regulation Act, 1951 for own use and on the spot captive consumption for blasting purposes in metaliferous mines/quarries. This has benefitted the mine owners, cement industry and construction sector.

13.4.9 Online Generation of Certificates:

13.4.9.1 PESO has recognized 184 Nos of competent persons / inspectors for issuing safety valve test certificates, hydro test certificates, certificate of safety for static / mobile pressure vessels and stage wise inspection for fabrication of pressure vessels. Similarly 312 Nos of competent persons have been recognized under the Petroleum Rules,

2002 for issuing tank test certificates and certificate of safety for petroleum installations. Such certificates are generated online through PESO’s module.

13.4.9.2 PESO has also developed modules for issuing fabrication certificates for petroleum road tankers, degassing certificates for compress gas road tankers and cylinder testing certificates.

13.4.9.3 This initiative has streamlined the generation of certificates by competent persons as well as fake certificates by unauthorized persons to a great extent. This facility has totally eliminated scope of forgery in the certification process.

13.4.10 Returns Form for Explosives & Ammonium Nitrate:

13.4.10.1 A return form for explosives and ammonium nitrate were introduced by PESO to avoid pilferage and misuse of explosives / ammonium nitrate before its use or during its use by shot firer or blaster. The form records the name of person using explosives / ammonium nitrate, place of blasting, quantity of explosives / ammonium nitrate, vehicle used for transportation etc. This form is a major link in development of Project SETT.

13.4.11 Amendments in the rules:

13.4.11.1 Keeping in view technological developments, the security scenario and demands of the stakeholders, an extensive exercise to review the Rules administered by PESO was undertaken.

13.4.11.2 The Gas Cylinder Rules-2016 were notified for incorporating new rules LNG as automotive fuel and to waive off requirement of NOC for LPG storage sheds & CNG dispensing stations.

13.4.11.3 The SMPV (U) Rules were notified for incorporating new rules, LNG as

automotive fuel and to waive of NOC for auto LPG dispensing stations.

13.4.11.4 The Calcium Carbide Rules, 1987 were amended to empower District Magistrate to issue licenses and notification of Jawaharlal Nehru Port for import of calcium carbide.

13.4.11.5 Ammonium Nitrate Rules, 2012 were amended to simplify various returns forms and enhancement of the storage capacity of ammonium nitrate sheds from 1 Ton/M² to 1.5 Ton/M².

13.4.11.6 Explosives Rules were amended for simplification of the returns forms, additional provisions for fireworks, introduction of display fireworks and simplification of clauses of No Objection Certificate.

13.4.11.7 Petroleum Rules were amended for introduction of portable service stations, format of No Objection Certificate and introduction of door to door delivery of fuel.

13.4.12 Alternative & Green fuels:

- i. Introduction of compressed bio gas and LNG as automotive fuel under the Gas Cylinders Rules, 2016.
- ii. Introduction of ethanol as petroleum Class A for blending with petrol to promote Hon'ble Prime Minister's Ethanol Blending Programme. Similarly safety precautions were issued to installations which did not comply with the Petroleum Rules for safe handling of ethanol.
- iii. Introduction of electric vehicle charging stations / battery swapping / charging stations set up at retail outlets in line with directives of NITI Aayog.
- iv. Permission for installation of solar panels at retail outlets and delicensed areas of petroleum / compressed gas storage premises, bottling plants, etc.

- v. Introduction of door to door delivery of petroleum Class B for refueling of aircrafts, stationary equipments, machinery and heavy vehicles.

13.4.13 Introduction of new technologies:

- i. Introduction of vapour recovery systems at retail outlets to comply with the guidelines of Hon'ble Supreme Court to curb pollution from retail outlets.
- ii. Introduction of bottom loading tankers and bottom loading fittings to suit requirements of vapour recovery system.
- iii. Introduction of electronic locking devices to stop pilferage of petroleum from road tankers.
- iv. Introduction of internal excess flow valves for mobile pressure vessels to avoid leakage of compressed gases in case of accidents.
- v. Introduction of underground cavern storage of LPG and crude oil from strategic point of view and energy security during times of crisis.
- vi. Introduction of composite fibers and light metals such as aluminum as material for construction of cylinders along with metal cylinders.

13.4.14 Pradhan Mantri Ujwala Yojna:

13.4.14.1 For promoting Hon'ble Prime Minister's initiative of LPG cylinder for each household, PESO has undertaken following steps to make the initiative successful:

- i. Approval of ports, jetties, pipelines and premises for unloading, transport and storage of LPG.
- ii. Permitting operations at LPG cylinder bottling plants round the clock for filling of cylinders.

- iii. Approval of private organizations for undertaking bottling of LPG in cylinders.
- iv. Approval of new cylinder manufacturing units to cater the additional cylinders.
- v. Approval of LPG cylinders up to 100 Kgs from local stores, retail outlets and general stores.
- vi. Relaxation of No Objection Certificate issued by District Authority for LPG storage sheds.

13.4.14.2 Mobile-app: “Swachh Petrol Pump” has been launched for promoting Swachh Bharat Mission. The app is used for giving feedback/complaints on cleanliness of washrooms at retail outlets (petrol pumps) on pan India level.

13.4.14.3 Use of POS machines at Retail Outlets: To promote cashless transactions and digital payment scheme of the Government; PESO has issued guidelines for use of POS machines installed at retail outlets for accepting payments.

13.4.14.4. Public Financial Management System (PFMS):

PESO has implemented PFMS for financial payments of the officers and staff as well as for direct payment to beneficiaries. Planned as well as non planned expenditure are tracked, reported on real time basis

13.4.14.5 Government e-Marketplace (GeM):

Government e-Marketplace (GeM) provides an online transparent procurement platform by the Government and for the Government. All the procurement of goods and services by PESO is conducted through GeM portal.

13.4.15 Activities of PESO under Ease of Doing Business in the FY 2019-20:

13.4.15.1 Delegation of Power:

With effect from 01.04.2019; PESO has delegated almost all the licensing power to the Circle and Sub Circle offices for benefit of the stake holders. Stakeholders and licensees across India need not come to Nagpur and they can visit the nearest Circle / Sub Circle office for getting their work done and only guidelines are issued from Head Quarters with respect to policy decision or new technologies.

13.4.15.2 Self Online Renewal:

13.4.15.2.1 The initiative taken by PESO for self online-renewal of the statutory licenses by the stakeholders is perhaps first of its kind in any Government department and is a revolutionary step towards Ease of Doing Business. Petroleum and Gas Industry will be immensely benefitted by this self online-renewal of the statutory licenses.

13.4.15.2.2 Almost 60% of the license issued by PESO can be self renewed online by the stakeholder himself with click of a mouse by sitting at his home or office. In the year 2019-20, 15609 licenses under the Petroleum Rules & 1737 licenses under the Gas Cylinders Rules were self renewed by the stake holders.

13.4.16 E-Payment of fees

13.4.16.1 To promote Prime Minister’s digital payment scheme; PESO has launched facilities of e-payment of license fees and with effect from 11.11.2019; PESO has made compulsory submission of license fees through e-payment; either through PESO’s online application portal or through Non Tax Receipt Portal (Bharat Kosh). As on date, out of total revenue received by PESO more than 85% of the revenue is collected through online payments or through Bharat Kosh.

13.4.17 Paperless approval:

PESO has launched paperless application and paperless grant of license process for petroleum road tankers which has directly benefited more than 1 lakh petroleum road tanker owners. PESO plans to expand this facility to other licenses also.

13.4.17.1 Transportation of Chlorine through Pipelines:

An expert committee headed by the Chief Controller of Explosives was constituted to frame guidelines for transportation of chlorine through pipelines and accordingly PESO published guidelines for transportation of dry chlorine through pipelines within industrial premises.

13.4.18 Licensing system for District Authority (LSDA):

In the existing LSDA module PESO has introduced additional facilities for District Magistrate and Commissioner of Police for granting licenses for manufacture / storage of fireworks / gunpowder, license for fireworks shops and for display fireworks.

13.4.19 Green Crackers:

CSIR-NEERI has developed formulations for green crackers which may reduce pollution created due to conventional fireworks in line with the compliance of Hon'ble Supreme Court vide its Judgment in WP (C) 728 of 2015 and PESO has approved the formulation. Based on the certificates and agreement obtained from CSIR-NEERI, the Circle and Sub Circle offices of PESO have been instructed to approve the formulation and grant license for manufacture green crackers.

13.4.20 Public Domain:

PESO has introduced the public domain facility for benefit of the stake holders for viewing the

status of his/ her application submitted to PESO on real time basis. Almost 46 services provided by PESO can be viewed through public domain.

13.4.21 Online application facility for expired license:

13.4.21.1 For benefit of stake holders, PESO has extended the facility to submit online applications in case of expired license up to 1 year from the date of expiry of license subject to payment of late fees as per applicable rules.

13.4.22 Other details related to PESO:

13.4.22.1 Revenue & Expenditure:

13.4.22.1.1 PESO has always been in revenue surplus. As on 31.12.2019; PESO has obtained ₹ 184.23 Crores through license / approval fees and incurred ₹47.57 Crores as expenditure (plan and non plan)

13.4.22.2 Licensed Premises:

13.4.22.2.1 As on 31.12.2019 there are 123536 Nos of premises under the Explosives Act, 1884 and 203991 premises under the Petroleum Act, 1934. Similarly District Authority (District Magistrate / Commissioner of Police) has issued 8105 Nos of licenses under the Explosives Rules and 193 Nos of licenses under the Ammonium Nitrate Rules during the year 2019.

13.4.23 Production of Explosives:

In 2019, 138 manufacturing units have manufactured 330878 MT of Class 2 explosives and 154 site mixed explosives plants have manufactured 536945 MT of site mixed explosives. Similarly 832 million Nos of detonators and 382 MT of gunpowder were manufactured in the country. Similarly explosives worth ₹ 549 crores were exported and explosives worth ₹ 29 crores were imported in the country.

13.5 Controller General of Patents, Designs and Trade Marks (CGPDTM)

13.5.1 Introduction

13.5.1.1 The Controller General of Patents, Designs and Trade Marks (CGPDTM) administers the Patents Act, 1970, the Designs Act 2000, the Trade Marks Act 1999 and the Geographical Indications of Goods (Registration and Protection) Act, 1999. Besides, administration of The Copyright Act, 1958 and The Semiconductor Integrated Circuits Layout-Designs Act 2000 also have been brought under the CGPDTM during the year. The Patent Information System and the Rajiv Gandhi National Institute of Intellectual Property Management (RNIIPM), both located at Nagpur, come under the purview of the CGPDTM.



13.5.1.2 The Office of Controller General of Patents, Designs and Trade Marks is located at Mumbai. The CGPDTM also advises the Government on matters relating to Intellectual Property Rights. The CGPDTM supervises the functioning of the following IP Offices:

- i. Patent Offices at Kolkata (HQ), Mumbai, Chennai and New Delhi in respect of the Patents Act, 1970 (amended in 1999, 2002 and 2005).
- ii. Patent Offices at Kolkata (HQ), Mumbai, Chennai and Delhi in respect of the Designs Act, 2000.
- iii. Trade Marks Registry at Mumbai (HQ), Chennai, Delhi, Kolkata and Ahmedabad in respect of the Trade marks Act, 1999 (amended in 2010).
- iv. Geographical Indications Registry at Chennai in respect of the Geographical Indications of Goods (Registration & Protection) Act, 1999.
- v. Registrar Copyright office, IPO Dwarka Office, New Delhi in respect of the Copyright Act, 1957.
- vi. Registrar, SICLD, IPO Dwarka office, New Delhi in respect of The Semi-conductor Integrated Circuits Layout-Design Act, 2000.

13.5.2 Main Functions of the Office of CGPDTM:

The Controller General of Patents, Designs and Trademarks (CGPDTM) has quasi-judicial functions. The CGPDTM also functions as Controller of Patents & Designs under the Patents Act and Designs Act, and as Registrar of Trade Marks and Registrar of Geographical Indications under the Trade Marks Act 1999 & Geographical Indications of Goods (Registration & Protection) Act, 1999. The functions of the Office of the CGPDTM are summarized below:

- i. examination and grant/ registration of IP applications
- ii. ensuring quality in decisions issued with respect to the various provisions of the respective IP laws
- iii. framing the quality policy for IPO and implementation and monitoring of Quality Management System in IPO
- iv. analysis of outcome of IP-litigations and

- updating guidelines for examinations and disposal of IP applications
- v. providing inputs for amendment of IP laws and rules to the Ministry.
- vi. conducting Patent and Trade Marks Agent examination.
- vii. Organizing and monitoring IP-training, refresher courses and education activities for IPO personnel in order to provide continuous education to IPO officials and upgrade their skill and expertise.
- viii. Responding to different international matters linked to international forums, participating as a delegate of Government of India and preparing inputs for such matters.
- ix. Functioning as a party to bilateral/multilateral treaties/ agreements with different countries for mutual cooperation in IPRs, participating in the meetings in respect thereof, providing inputs from time to time and implementation of related activities.
- x. Monitoring of the IT policy for IPO and implementation of the same
- xi. Organizing public training and awareness programs in IPRs and supporting such activities.

13.5.3 Major Areas of Activity

13.5.3.1 In view of recruitment of additional manpower in Patent Office and Trade Marks, additional requirement of office space and expansion of present IPO Buildings at IPO locations has become necessary. At IPO New Delhi, office space and IT infrastructure required for accommodating new examiners was made available in the newly constructed IPO building. Additional space was created at IPO Mumbai and Kolkata by refurbishing the existing IPO buildings whereas, at IPO

Chennai, requirement of additional spaced has been met through additional construction in the present IPO building by utilising available FSI.

In order to accommodate newly recruited 180 Examiners in Patents Office, additional floors are being constructed at Patent Office Delhi in Dwarka Annexe building.

13.5.4 IP Office Revenue

13.5.4.1 During the year 2018-19, the Patent Office generated revenue of 515.18 crore, Designs Wing ₹6.06 crore, Trade Marks Registry ₹341.19 crore, Geographical Indications Registry ₹0.07 crore and RGNIPM/PIS ₹0.43 crore. Thus, the total revenue generated by the Office of CGPDTM during 2018-19 was ₹862.93 crore, which is 12.11 % higher than the revenue of ₹769.73 generated during 2017-18. The total Expenditure during 2018-19 was 188.3 Crore which includes ₹77.85 crore non-plan expenditure and 110.46 Crore as expenditure under plan.

13.5.4.2 During the year 2019-20 , the total revenue generated by the Office of CGPDTM up to December 2019 is ₹732.34 crore, which includes the revenue of ₹464.30 crore by Patent Office, ₹5.20 crore by Design Wing, ₹262.57 crore by the Trade Marks Registry, ₹0.11 crore by the Geographical Indications Registry and ₹0.16 crore by NIIPM/PIS. The total non-plan expenditure of the office during the period from April to December 2019 was ₹76.80 crore.

Activities of Various Offices under CGPDTM

13.5.5 **Indian Patent Office:** The Patent Offices perform statutory functions relating to the grant of patents for inventions, renewal of patents, amendments, restoration of lapsed patents, grant of compulsory licenses, registration of patent agents etc. under the

Patents Act 1970 (as amended) within their territorial jurisdictions.

13.5.5.1 Filing

- i. A total of 50659 patent applications were filed during 2018-19, out of which 46293 patent applications were received through e-filing facility. The number of applications examined during the year 2018-19 was 85426, whereas 15283 patents were granted and number of disposal of applications was 50884 during the above period.
- ii. The number of patent applications filed during the period from 1st April to 31st December 2019 is 41800, out of which 38345 patent applications have been received through e-filing facility. The number of applications examined during this period is 59544, whereas number of patents granted is 18109 and number of disposal of applications is 43718.

13.5.5.2 Startups

- i. Patents (Amendment) Rules 2016, notified on 16-5-2016, provide special fee concession to startups in respect of their patent applications. Startups have to pay patent fees including filing fee at par with a natural person only; thereby providing 80% fee concession in patent fees as compared to other legal entities. Up to December 2019, 2632 new patent applications have been filed by startups availing filing fee concession, whereas 510 patent applications filed prior to notification of the amended rules, otherwise not eligible for filing fee benefit, have been converted to startup status. Applications filed by startups are eligible for expedited examination and, accordingly 789 applications (Requests) for expedited examination have been filed upto 31-12-2019 by startups.

SIPP scheme for benefit to Facilitators of startup applications in Patents, Designs and trademarks has been extended for 3 years.

13.5.5.3 Patent Cooperation Treaty (PCT)

- i. Indian applicants are also increasingly using the Patent Cooperation Treaty (PCT) route to obtain patents in other countries. Total number of international applications filed during 2018-19 by Indian applicants in Indian Patent Office as Receiving Office under the Patent Cooperation Treaty (PCT) was 966; whereas during April to December 2019, the number of such applications filed is 711.

13.5.5.4 Indian Patent Office as International Searching Authority (ISA) and International Preliminary Examining Authority (IPEA)

- i. The World Intellectual Property Organization (WIPO), a specialized agency of United Nations in the field of Intellectual Property Rights, in its General Assembly meeting held in September- October 2007 at Geneva recognized the Indian Patent Office as an International Searching Authority (ISA) and International Preliminary Examining Authority (IPEA) under the Patent Cooperation Treaty. This puts India in an elite group of 21 Patent Offices recognized as ISA and IPEA. Patent Office has started functioning as ISA/ IPEA at Patent Office Delhi with effect from 15th October, 2013.
- ii. As on 31st December 2019, the Indian Patent office has received 6483 international applications choosing India as ISA, requesting for international search reports and 236 applications

- choosing India as IPEA for international preliminary examination.
- iii. During 2018-19, 1736 international applications choosing India as ISA were received at four locations of Patent Office, whereas during 2019-20, 1229 such applications have been received at four locations of Patent Office upto December 2019.
- iv. Indian Patent office (ISA) has successfully improved the timeliness of establishing International Search reports (ISR) over the years. During the year 2015-16, about 41% search reports were issued within time i.e. 3 months from search copy received by ISA, whereas during 2016-17, about 68% reports were issued in time. During 2017-18, the percentage of timeliness in issuing ISRs has increased to about 97%, which further increased to 99.3% by end of F.Y.2018-19.
- ii. A comprehensive and dynamic Patent Search Portal is available in the IPO website. Status of patent applications including publication, examination and grant as well as all post-publication patent documents are available freely for public search in the website. Also, the facility for viewing “First Examination Report (FER)”, Jurisdiction and Group-wise, issued at all locations of Patent Office has been made available. A weekly list of FERs issued by the Patent Office along with name and E-mail id of the applicant/agent is published in the website for the benefit of applicants. Besides, the facility for displaying expired/ceased patents by reason of failure to pay the renewal fee has been provided.
- iii. Many dynamic utilities for patents have been made available in the website for the benefit of the public like, displaying the month of filing of Request for Examination for which First Examination Report is being issued; knowing group-wise and location-wise dates of Requests of Examination (RQ) for which First examination Report (FER) has been sent to applicants; displaying the status on disposal of patent applications by the respective examination groups during the specified period.

13.5.5.5 Dynamic IPO Website and Patent Search

- i. Dynamic Website including separate portals for each IP has been established, which is regularly updated in terms of contents so as to improve dissemination of information and bring in more transparency. Details in the website, which are freely downloadable, include publications, e- journals for all IPRs, search portals, dynamic utilities, status of processing and disposal of applications, details of hearings, office decisions in contested matters, IP Acts and Rules, Manuals of Practice and Procedures, various Guidelines for processing of applications, international agreements and conventions, feedback mechanism, new schemes launched, news and updates about IPO including training, administrative matters and commercial information, etc.

13.5.5.6 E-Filing

- i. E-filing module has been made fully compatible for online filing of all Forms and entries of the First Schedule of Amended Patents Rules of 2014 and 2016; as well as Trade Marks Rules amended with effect from 6-3-2017. New provisions of amended Patents (Amendment) Rules 2016 like withdrawal of applications, expedited examination, etc and Trade Marks Rules for online filing and other provisions have been suitably incorporated in the comprehensive E-filing module.

- ii. Online filing of patent application and all related forms has been made mandatory for Patent Agents through Patents (Amendment) Rules 2016. The facility for online filing of Trade Mark applications and submission of other forms in trademarks has also been provided.
- iii. With the objective of promoting online filing, 10% differential in fees on physical filing has been introduced. This has resulted in increase of online filing to more than 90%, both in patents and trademarks.

13.5.5.7 Comprehensive Payment Gateway

The Comprehensive Payment gateway (including internet banking, Debit and Credit Cards) for payment of patent and trademark fees integrated to the e-filing system has been further streamlined to extend the facility of online payment gateway for Patent and Trademarks through multiple banks (about 70 banks) with Central Bank of India (CBI) as a focal and accredited bank.

13.5.5.8 Auto-allocation of Requests of Examination (RQ)

- i. Requests of Examination (RQ) filed across four branch office in a particular examination group have been merged to form a single queue based on RQ Filing Date, which are allocated for examination automatically through a system. Thus, the discrepancy that existed earlier among four branch offices, with respect to time when RQs in the same group used to be taken up for examination, has been removed.
- ii. New provisions implemented through Patents (Amendment) Rules 2016 include allowing for withdrawal of applications and refund of fee paid for Request for Examination, expedited

examination of patent applications filed by startups and the applicants selecting Indian Patent Office as ISA/IPEA for their PCT applications, allowing hearing through video-conferencing or audio-visual communication devices, allowing PCT applicants to delete certain claims, if they so desire, while entering the national phase entry in India, restricting adjournments of hearing in opposition proceedings to maximum two by each party, capping maximum fee for sequence listing, mandatory online filing of patent applications and forms for Patent Agents, etc.

- iii. Patent Grant Certificates are now automatically generated and made available in applicants' e-mail. First Examination Reports are sent through e-mail and applications can be transferred electronically from one patent office branch to another. Hearing notices are also sent through E-mail which helps in speeding up the procedures.

13.5.5.9 Feedback Mechanism

A separate Feedback Portal has been provided in the IPO website from 1st March 2017 to enable stakeholders to upload their suggestions/feedbacks/ queries relating to IPO functioning and processing of IP applications. IP office promptly acts on stakeholders' suggestions/grievances and communicate response to the concerned through e-mail.

13.5.5.10 Stakeholder meetings

- i. Stakeholders' effective participation and consultation is necessary to build up strong environment of efficiency and trust in IPO functioning. As such, the Department has put focused efforts for prompt redressal of grievances/complaints of stakeholders. In order to receive feedback/suggestions on procedural

and technical issues and resolve them promptly, the Secretary, DPIIT conducted meetings with stakeholders at Delhi and Mumbai. Stakeholders meetings are also conducted by CGPDTM at IPO locations.

- ii. Majority of issues raised by stakeholders have been considered and resolved while some issues are under consideration. Response from stakeholders and remedial measures taken by the office were uploaded in the website.

13.5.5.11 SMS Alert

- i. Office of CGPDTM has launched SMS Alert facility from 1-11-2017 which helps applicants in getting information/updates about successful filings, issuance of FER, scheduled hearings, disposals, oppositions and other critical events.

13.5.5.12 Mobile App Service

- i. The office has launched official Mobile App for intellectual property rights from 7-12-2017 which can be downloaded from our website www.ipindia.gov.in or from Google Play Store.

13.5.5.13 Video Conferencing System

The system which is already in use in Patent Office is under process of further improvement to enable applicants/agents to attend hearing remotely with patent office i.e. from their own office/premises.

13.5.5.14 Remarkable Achievements in IPO

- i. The number of patent applications examined increased by 41.6 %, number of grant of patents increased by 17.2% and final disposal of applications Increased by 6.7% in 2018-19, as compared to 2017-18.
- ii. Pendency of examination of trademark

applications has been brought down from around 13 months to less than 1 month in January 2017 and continued to be at the same level during 2018-19 and 2019-20. Procedural reforms in examination resulted in increased acceptance of trademark applications for publication from less than 10% to about 50 %. Trademark is registered within 6-7 months from the filing date if there are no objections/opposition, which is one of the fastest in the world.

- iii. In Designs, pendency in examination of new applications has reduced from 8 months in March 2016 to one month in March 2017 and continued to be at the same level during 2018-19 and 2019-20.
- iv. In Copyright, pendency in examination has been brought down to less than 1 month in March, 2017 from around 13 months. This trend has been maintained during 2018-19 and 2019-20 also.

13.5.6 Industrial Designs Wing

13.5.6.1 The registration of industrial designs under the Designs Act 2000 is done by the Designs Wing of the Patent Office located at Kolkata. Filing of design application at other locations of Patent office i.e. Chennai, Delhi and Mumbai is also permitted. The modernization programme of Designs Wing has been implemented which includes computerization of records; IT based processing system, online search facilities, development of user-friendly website and creation of a digital library. During 2018-19, the number of new applications for design received was 12583 and 12661 design applications were examined, whereas 9483 designs have been registered.

13.5.6.2 During the period from April to December 2019, 10454 new applications for design registration have been received;

whereas, 10164 applications have been examined and 9769 designs have been registered.

13.5.7 Trade Marks Registry (TMR): The Trade Marks Registry (TMR) performs statutory functions relating to administration of the Trade Marks Act, 1999 and maintaining the register of trademarks. However, all Examination and Registration related activities are performed at Trade Marks Registry (TMR), Mumbai.

13.5.7.1 Filing

- i. During 2018-19, 338576 applications for trademarks were filed (including 14778 applications for international registrations from foreign applicants under Madrid System designating India for protection of the trademarks). 337541 applications were examined and a total of 519185 applications were disposed of out of which 316798 trademarks have been registered. Out of total filing, 310116 applications have been filed by Indian applicants. Online filing has reached more than 90 % due to e-filing facility for trademark applications and all forms and introduction of 10 % differential fees on physical filing through Trademarks (Amendment) Rules, 2017.
- ii. During the period from April to December 2019, a total of 259791 applications for trademarks have been filed out of which 242922 applications have been received through e-filing facility. Out of the total filing, 238702 applications have been filed by Indian applicants. Applications examined during this period are 263121 and the applications that have been disposed of are 310809, out of which 214558 trade-marks have been registered.
- iii. The total number of registered trademarks in India as on 31st December 2019

is 2068295 out of which the number of Registered Trademarks by Indian applicants is 1801120.

13.5.7.2 Madrid Protocol

- i. Indian Trademark Registry functions as an office of origin for Indian applicants who seek international registrations of their trademarks through Madrid Protocol and as an office of designated contracting party for foreign applicants who seek protection of their trademarks in India through international registrations under the Madrid Protocol. These functions are carried out only through the online system.
- ii. Till the end of year 2018-19, a total of 62041 international applications, seeking protection of trademarks in India' were forwarded by WIPO to the Indian Trademark Office for confirming protection of such marks in India, whereas 72532 such applications have been forwarded by WIPO up to 31st December 2019

13.5.7.3 Dynamic Trade Mark Search Portal

- i. A dynamic Trade Mark Search Portal has been developed in the IPO website and many dynamic utilities on trademarks have been made available to the public like, online tool for attending to the requests for correction of clerical errors in the trade-mark records, availability of the details of TMR hearing and adjournment, displaying on real time basis the details of examination of trademark applications, show-cause hearings, publications in the trademark journal, registrations of trademarks, other disposals of applications (i.e. by way of abandonment, refusal etc.), other notices issued month-wise or datewise, classification of goods and services under section 8(1) of Trade Marks Act, 1999 for

the purpose of registration of trademarks and online filing of reply to an examination report in respect of trademark application through the comprehensive e-filing services for trademarks.

- ii. Further, the comprehensive details of pending Trade Mark Applications as well as Registered Trademarks including the scanned copies of documents, prosecution history, examination report, copy of the application, copy of the trademark certificate, opposition details etc. have been made available free of cost to the public through the official website.
- iii. A Stock and Flow based Dynamic Utility for Trademarks has been made available to provide the applicants/stakeholders with the facility on real time basis to view the Trademarks under different stocks and the flow of applications at various stages of processing.
- iv. New provisions implemented through Trade Marks (Amendment) Rules 2017 include, reducing the number of Forms from 74 to 8, prescribing one application Form for all types of trademark applications, providing concessions to Startups, individuals and small enterprises, inclusion of e-mail as a mode of service, restricting number of adjournments of hearing to two, 10% concession in prescribed fee for online filing of applications, allowing expedited processing for the entire trademark prosecution procedure with reduced fee for Individual/Startups/Small Enterprises, etc.

13.5.7.4 Procedural Improvements

- i. Procedural reforms and reengineering in trademark process has brought in improvements in the functioning, which include, updating Online Search Facility

for Classification of Goods and Services for Trademarks, automatic allotment of applications for examination, automation of process for registration and renewal so that registration and renewal Certificates are automatically processed and dispatched to designated email-id of the applicant and also get uploaded in the Electronic Register, providing details of hearing notices and adjournments on the website, etc.

13.5.8 Geographical Indications Registry (GIR):

The GIR is a statutory organization set up for the administration of the Geographical Indications of Goods (Registration and Protection) Act, 1999, which came into force on 15th September 2003. The Registry is situated at Chennai. Total 361 Geographical Indications (GIs) have been registered as on 31st December, 2019. The list of GIs registered during 2018-19 and till December 2019 is available at http://www.ipindia.nic.in/writereaddata/Portal/Images/pdf/Registered_GI.pdf.

13.5.8.1 Filing:

During 2018-19, 32 applications for Geographical Indications were received and 23 applications were registered. During the period from April-December 2019, the Geographical Indications Registry has received 37 applications, whereas 18 GI have been registered.

13.5.9 Rajiv Gandhi National Institute of Intellectual Property Management (RGNIPM) and Patent Information System (PIS), Nagpur

13.5.9.1 RGNIPM, Nagpur is a specialised institute for catering to training, education, research and think tank functions in the field of Intellectual Property. It provides training to

Examiners of Patents & Designs, Examiners of Trade Marks & GI and other officials of IPO. It also organises awareness programmes for users such as patent attorneys, scientists, researchers, industries, universities etc.

13.5.9.2 PIS, Nagpur maintains a comprehensive collection of patent specifications and patent related literature on worldwide basis and provides technological information contained in patent or patent related literature through search services and patent copy supply services to various users of industry, R&D organizations, inventors, Government departments, undertakings/entrepreneurs, business community and other IP users within India.

13.5.9.3 During the year 2018-19, RGNIIPM has also conducted 45 public training programmes of various durations and 39 1-day IP awareness programmes for the benefit of stakeholders. Besides, the institute conducted 2 Refresher courses of one week duration for Examiners of Patent Office and 4 Judicial training programme for newly promoted Assistance Controllers RGNIIPM also conducted 1-week WIPO-INDIA training programme for Patent Examiners from Asian countries on Patent Search & Examination and 2-week WIPO-India Summer School in collaboration with WIPO.

13.5.9.4 During the period from April to December 2019, RGNIIPM has conducted induction programme of 6 weeks followed by Practical training of 4 months duration for newly recruited Examiners of Patents. The institute also conducted 25 public training programmes of various durations and 22 Awareness programmes for the benefit of stakeholders. Besides, RGNIIPM conducted 1-week WIPO- India training programme for Examiners from Asia Pacific Countries on Patent Search and Examinations and 2-week WIPO-India summer school on IP 2019 for the benefit of stakeholders.

13.5.10 Copyright Office

13.5.10.1 Consequent upon the transfer of “The Copyright Act, 1957 and International Convention on Copyrights” from M/o Human Resource Development (MHRD) to Department for Promotion of Industry & Internal Trade (DPIIT) vide Cabinet Secretariat Notification S.O.1163 (E) dated 17.03.2016 notifying amendment to Government of India (Allocation of Business) Rules, 1961, the administration of Copyright Office, the Copyright Board and the Scheme for Promotion of Copyrights and IPR rests with DPIIT. The CGPDTM has been designated as Head of Department (HoD) vide Order No.04-06/2016-CO dated 01.09.2016. Registrar of Copyrights has also been appointed. The Copyright Office is primarily responsible for implementation of Copyright Act and registration of works under the Act. The main functions of this Office are summarized as under:

- i. Execution of Provisions of the Copyright Act.
- ii. Examination of applications and registration
- iii. Supervise the functioning of the registered copyright societies
- iv. Dealing with various copyright matters linked to international fora, participating as a delegate of Government of India at such fora.

13.5.10.2 Streamlining of Work in Copyright Office: The activities of the Copyright Office have been streamlined to reduce the pendency of applications for registration of Copyrights. A full time Registrar of Copyrights has been appointed by the Central Government on 07.08.2017. The Copyright Office has been shifted to the Intellectual Property Office, Boudhik Sampada Bhawan, Dwarka, New Delhi from August Kranti Bhawan, Bhikaji Cama Place, New Delhi to bring all IP offices

of Delhi under one roof. After streamlining of process, the following achievements are highlighted:-

- i. After the mandatory waiting period of 30 days from receipt of application is over, the pendency in examinations has been brought down to less than 1 month in March, 2017 from around 13 months. This trend has been maintained during 2018-19 and 2019-20 also.
- ii. There is no pendency for registration of copyright except cases under statutory waiting period.
- iii. Various improvements have been undertaken by the Copyright Office to revamp the website 'www.copyright.gov.in', such as, E-register tab which contains list of all the Registration Certificates issued by the Copyright Office on monthly basis, New Application tab with details of all the applications received during the month to give notice of the application to concerned persons, Public notice and annexure tab containing the objections/feedback/comments on an issue pertaining to general public at large and the facility to upload soft copies of Literary/Dramatic and Artistic works along with other related documents on its online portal.
- iv. The Copyright Office has introduced video conferencing as an alternate mode of hearing in matters listed for hearing.

13.5.11 Copyright Board: The Copyright Board has now been merged into the Intellectual Property Appellate Board as per the provisions under the Finance Act 2017.

13.6 Central Pulp & Paper Research Institute, Saharanpur

13.6.1 Introduction

13.6.1.1 Central Pulp & Paper Research Institute (CPPRI), Saharanpur (UP) operates under the administrative control of Department for Promotion of Industry and Internal Trade (DPIIT), Ministry of Commerce & Industry, Government of India. This is a unique organization working towards improving the sustainability and competitiveness of Indian Paper Industry through R&D innovations/interventions and rendering quality technical & consultancy services in area of Resource Conservation, Environmental Friendly Pulping & Bleaching Technologies, Process Up gradation, Waste Paper Recycling & Reuse, Water & Energy Conservation, Improving Performance of Pollution Control Systems, Alternate Treatment Options, Waste Minimisation through Conversion of Waste to Value Added Products.

13.6.1.2 The Council of Association is the prime body which manages the affairs of the Institute. It consists of members from the Industry, R&D organizations and the Academia. Secretary DPIIT is its Ex-officio Chair. A Research Advisory Committee monitors the public funded research schemes executed by CPPRI. A separate Research Committee monitors the projects executed by funds allocated to Development Council for Pulp, Paper and Allied Industries.

13.6.1.3 R&D activities of the Institute are designed to continuously support the growth of the Indian Pulp & Paper Industry in terms of sustainability and competitiveness. Accordingly, the projects are focused on the following areas:

- i. Raw Material & Product Development
- ii. Energy Conservation & Environmental Management

- iii. Infrastructure Development and Capacity Building Activities

13.6.2 salient achievements

- i. *Utilization of Cellulosic Biomass:* Work carried out for production of Chemo Thermo Mechanical Pulp (CTMP) from straws, cotton waste, banana stem, water hyacinth etc. EFB (empty fruit bunch) Fiber and maize plant was used for production of table ware.
- ii. *Paper Recycling:* Technical knowhow was provided for leading FMCG companies on re pulpability and paper making potential of used packing material.
- iii. Environmental management: Status of pollution of 39 grossly polluting industries was monitored and reported upon under a project sponsored by CBCB. These industries included paper mills, fertilizer units and slaughter houses.
- iv. *Biotechnological intervention :* Suitability of pre-bleaching of bagasse pulp was demonstrated at the lab scale. The enzyme preserved the long fibre fraction in bagasse pulp.
- v. *Product Development:* Design of dry de-pitching process was optimized and demonstrated at a semi-pilot scale; Development of lignosulfonate from waste pulping black liquor; Development of process for use of banana fibre in currency paper.
- vi. *Training/ Skill Development/ Technical orientation meets:* Two training programs and three technical meets were held under the period of reporting. Six students from various universities/ colleges completed dissertation work in the area of biotechnology.
- vii. *Statistical Cell:* The cell continued its activities for the regular updation of

statistical data of the pulp and paper sector. Data inputs were provided to DPIIT and other stakeholders as and when required.

- viii. *Contract Agreements/ MoU:* Six MoUs were signed for collaborative work and product development.
- ix. *Research publications/ Reports:* Ten research papers and 100 reports were prepared under the period of reporting. Two papers were published in International Journals with impact factors of 7.4 and 6.395.

13.7. Indian Rubber Manufacturers Research Association (IRMRA), Thane

13.7.1 Overview

13.7.1.1 The Indian Rubber Manufacturers Research Association (IRMRA), registered under the Societies Registration Act 1860, was established in 1958 as a scientific and industrial research organisation for promoting basic and applied research and technological development activities in the field of rubber and allied materials. IRMRA's progress is monitored and governed by a Governing Council consisting of members from Central and State Governments, Rubber Industries, and premier Research Institutes, and is functioning under the administrative control of (Department for Promotion of Industry and Internal Trade), Ministry of Commerce & Industry, Govt. of India. Over the last 60 years, IRMRA has expanded and diversified its activities in both tyre and non-tyre sectors and has become a unique R&D 'Centre of Excellence' at par with any internationally renowned Institute of repute in the World. IRMRA secured several Quality Credentials like ISO 9001 certificates, NABL accreditation, BIS recognition, DGMS accreditation, CEMILAC etc. IRMRA has its head office at Thane (Maharashtra). It has

also expanded its facilities at East and South regions.



IRMRA Head Office

Address : Plot No. 254/1B, Road No. 16 V, Wagale Industrial Estate, Thane (W)-400604

IRMRA, South Centre	IRMRA, East Centre
Address: Central Expressway, Near Sri City Trade Centre, Sri City, Chittoor District, Andhra Pradesh - 517646	Address: Rubber Park, SARPOL, P.O. Dhulagarh, P.S. Sankrail, Dist.: Howrah-711302, West Bengal.

13.7.2 Aims: IRMRA is engaged in serving rubber and allied industries in research, technology development, testing and certification, industrial consultancy and manpower development so that the Indian industries can compete effectively in the global business.

13.7.3 Objectives: To promote small, medium and large scale rubber and allied industries in the field of rubber & allied materials, conduct R & D activities and train their manpower

13.7.4 Major activities:

13.7.4.1 Research and Development :-

13.7.4.1.1 IRMRA has carried out fundamental and applied research in the areas

of synthesis and characterization of nano fillers, composites, and rubber chemicals, apart from design and development of many critical rubber components to public sectors like defence establishments, railways, Bhabha Atomic Research Centre, Indian Space Research Organisation, Indian Oil Corporation etc.

13.7.4.1.2 The engineers of IRMRA designed, developed, tested and validated many critical rubber components such as segmental bearings for propeller shaft, High performance seals for doors and hatches, bush pad and shock mounts, expansion bellows for suction and discharge compensators, rubber diaphragms etc., for Indian Naval Ships (INS). IRMRA is also entered into collaborative research with Premier institutes like IIT.

13.7.4.2 Material Testing and Certification-

This division is supporting the non-tyre rubber product manufacturing industries by periodically carrying out testing and certification of products as required by customers. The inter-laboratory testing programme conducted with international laboratories from Germany, Thailand and Japan proved that our test results are highly repeatable and reliable as good as test done by any international laboratory.

13.7.4.3 Tyre Research Testing and Certification :-

The Centre of Excellence for tyre testing and certification has been regularly testing and issuing the certificates to tyre industries for getting ISI marking license as stipulated in Quality Order issued by DPIIT, Govt. of India. During the current year it has tested more than 370 Nos. of tyres received from national and international tyre manufacturers. Further, this division has been working with automotive Original Equipment Manufacturers (OEM) for testing and certification of tyres for rolling resistance and other safety parameters.

13.7.4.4 Contract Research and Sponsored Projects:- This division supports MSME sector in technological development, testing and certification, material and product development, trouble shooting, quality improvements etc.

13.7.4.5 Training, Seminars, Workshops / Skill Development programmes :- During the current year 29 such programmes have been conducted benefiting around 430 participants. Registered with RSDC for conducting training programmes and training activities. During the current year conducted 7 such programmes and around 143 participants benefitted.

13.7.4.6 National Board for Quality Promotion (NBQP): Received NBQP accreditation from Quality Council of India for Laboratory Management System (LMS) based training.

13.7.4.7 Academic Course :- First batch of M.Sc. in Industrial Polymer Chemistry in collaboration with Mumbai University is successfully completed and students are well placed in Industry and classes started for 2nd Batch students.

13.7.4.8 Paper Published/Accepted / Patents filed: Six papers published in various journals and 2 patents filed. Students from IIT and other universities are regularly taking up research projects as part of their academic courses like B Tech / M Tech / PhD. This also leads to publication of research papers at national and international journals and conferences.

13.8. National Council for Cement and Building Materials

13.8.1 Introduction

13.8.1.1 National Council for Cement and Building Materials (NCB) is an autonomous organization under the administrative control of Ministry of Commerce and Industry, Govt.

of India, devoted to research, technology development & transfer, testing, education, providing necessary technical support and industrial services to cement, concrete and construction sectors. NCB carries out its activities through its Units/offices located at Ballabgarh, Hyderabad, Ahmedabad and Bhubaneswar.

13.8.1.2 NCB's activities are carried out through the following six Programme Centres:

- i. Cement Research and Independent Testing (CRT)
- ii. Mining, Environment, Plant Engineering and Operation (CME)
- iii. Construction Development and Research (CDR)
- iv. Industrial Information Services (CIS)
- v. Continuing Education Services (CCE)
- vi. Quality Management, Standards and Calibration Services (CQC)

13.8.2 Some of the major activities during the year 2019-20 are as under:

13.8.2.1 Centre for Cement Research and Independent Testing (CRT)

i. Rationalization of limestone consumption in clinker production

Limestone Consumption Factor (LCF) studies are very important from the point of view of rationalization of limestone consumption in production of Portland clinker, estimating royalty to the state for the limestone mined from their respective captive mines besides internal material audit of the concerned cement plant. NCB has carried out LCF studies for cement plants from all over the country and conducted 220 studies so far.

ii. Towards Sustainable Development

Centre is devoted to environmental sustainability by:

- i. Development of low lime and low energy cements to mitigate carbon footprint during cement production and
- ii. Conservation of natural resources by exploring alternate raw materials and unconventional SCMs in development of blended cements.
- iii. Some of the salient studies are:

a) ***Development of low lime and low temperature clinker system***

The production of conventional clinker consumes substantial amount of cement grade limestone and energy along with release of CO₂ in atmosphere. In view of above, a study is going on for development of low lime and low temperature clinker using low grade limestone, additives and industrial by-products, sintered at comparatively lower temperature with modified clinker chemistry and mineralogy. The developed clinker will lead to environmental sustainability by reducing carbon footprint and conservation of cement grade limestone.

b) ***High MgO clinker for PPC & PSC***

To utilize high MgO bearing limestone in manufacture of blended cements (PPC and PSC), a study was undertaken on evaluation of the performance of PPC and PSC cement blends, prepared using high MgO clinker. The results obtained so far were quite encouraging which will pave for the gainful utilization of high MgO limestone leading to increased sustainability and mine life.

c) ***Composite cements***

- i. Based on NCB's study, Bureau of Indian Standard (BIS) has formulated IS code IS: 16415-2015 (Composite Cement-Specification), permitting the use of fly ash (15-35%) and GBF slag (20-50%) simultaneously in the manufacture of composite cement by inter-grinding of all constituents' method.
- ii. Further investigations on preparation of above composite cements by separate grinding and blending process is also underway.
- iii. Since, Granulated Blast Furnace (GBF) slag is geographically not available to many cement plants in the country, a study is going on for the preparation of fly ash-limestone based composite cements to broadened materials base in manufacture of composite cements, resulting in increased sustainability.

d) ***Portland Limestone Cement (PLC)***

European standard EN-197-1 permits the use of 35%, max limestone (CaCO₃ ≥ 75%) in the manufacture of PLC. This type of cements is not being standardized in India. NCB has taken up the studies to investigate the feasibility of using different grades limestone in development of PLC and for its standardization by Bureau of Indian Standards.

e) ***Multi-component cement***

Due to the fast depletion of proven supplementary cementitious materials such as fly ash and GBF slag, a feasibility study is underway on ternary cement systems, such as fly ash-GBF slag-limestone, fly ash-GBF slag-dolomitic

limestone, calcined clay based cements etc.

f) Enhancing use of fly ash in PPC

Presently, Bureau of Indian Standards permits up to 35% fly ash (conforming to IS:3812-2013) in the manufacture of PPC, IS-1489(1)-2015. A study is underway to enhance the utilization level of fly ash in PPC from current level of 35%, max.

g) Steel slag (LD-slag) as raw material in clinker making

The utilization of alternative raw materials containing calcium, which are either de-carbonated or contain calcium as non-carbonate minerals, provides a technically sound alternative for reducing carbon footprint in atmosphere and reduces energy required for de-carbonation of such raw materials. Steel slag (LD-slag), a waste generated by iron and steel industry could be a potential material in the production of Portland clinker.

h) Development of synthetic slag

Due to the limited availability of GBF slag in the country, and non-utilization of low grade and dolomitic limestone in clinker making, it is imperative to develop synthetic slag using low grade materials and industrial by-products to facilitate the manufacturing of composite cements across the country. The study showed potential of developing synthetic slag having properties similar to conventional GBF slag.

iii. Assessment of quality control laboratories of cement plants

Laboratory assessment studies, which include the visit to the laboratories, assessment of infrastructure and equipment, calibration of equipment,

skill level assessment, providing necessary training and assisting the plant laboratories in getting the NABL accreditation, was carried out

iv. Independent Testing Laboratories (INT)

Independent Testing Laboratories undertake complete physical, chemical, mineralogical and micro-structural analyses of various types of raw materials, cement, clinker, pozzolana, aggregate, concrete, admixtures, water, refractory, bricks, coal, lignite etc as per National and International standards. The number of samples tested during the year 2019 was more than 11,000.

13.8.3 Centre for Mining, Environment, Plant Engineering and Operation

- i. Energy audit studies carried out at 5 cement plants.
- ii. Third party inspection and certification of equipment for the plant, was carried out for M/s Gulf Nations for Construction Material Company (Baitak Cement), Kuwait.
- iii. Feasibility study for pre-processing & co-processing of AF for M/s RCCPL completed.
- iv. Feasibility Study of used tyres as alternate fuels in preheater and clinkerisation for M/s Oman Cement Company completed.
- v. Study on "Impact of Ammonia on Environment due to use of Ammonia for secondary NOx control measures in Cement Industries in India" was carried out.
- vi. Study on Impact of mining on salinity intrusion, ambient air quality, ground water quality and land use pattern due to Adityana Limestone Mines and Ran Bauxite Mines of M/s Saurashtra Cement Ltd was taken up.

- vii. Study on Techno-Economic Feasibility of Secondary SO₂ Control Systems for M/s SCL and M/s SCML, Lumshnong, Meghalaya was taken up.
- viii. Project Management Consultancy (PMC) for setting up 600 tpd cement plant at Republic of Congo, Africa, under line of credit (LOC) scheme of Ministry of External Affairs, Govt. of India is another project worth mentioning.

13.8.4 Centre for Construction Development and Research

13.8.4.1 Reinforced Concrete Structures are susceptible to deterioration due external factors and durability related problems. Periodic monitoring and evaluation of the current stock of reinforced concrete structures has therefore acquired prime importance to ascertain the need for any major repair and rehabilitation work that may be required to increase the service life of the structure. As such, distress evaluation, condition assessment, repair and rehabilitation of existing structures such as buildings, bridges, tunnels, dams, industrial structures, etc. are becoming increasingly important to make them functional and conforming to the safety and serviceability requirements as these structures are aging. NCB has been actively involved in numerous such projects and has been providing consultancy services for repair and rehabilitation of various structures for government as well as private stakeholders. The structures are investigated through extensive visual survey, Non-Destructive Evaluation (NDE) of concrete using state of the art equipments and other field tests followed by laboratory tests on extracted concrete core samples and chemical analysis of hardened concrete. Based on the studies carried out, NCB gives recommendations for repair and rehabilitation with state of art repair materials and implementation techniques for distressed RC structures covering specifications, cost

estimates and bill of quantities. NCB has also been involved in providing quality inspection services and consultancy services during the execution of repair of RCC structures and sponsored R&D projects involving evaluation and effectiveness of various types of repair materials. Centre has investigated about 35 projects during the current financial year. Highlights of some of the recently completed important projects include:

- i. Completed detailed study on “Abrasion resistance and bonding strength of cementitious repair materials” for NHPC, Faridabad.
- ii. Completed the study of “Condition assessment of fire damaged concrete and recommendations on repair and strengthening” for AIIMS, Delhi.
- iii. Sponsored Projects for “Condition assessment and recommendations on repair and restoration/strengthening of RCC structures” are in progress for NTPC, DDA, PGCIL, GAIL, RBI etc.
- iv. Completed Sponsored Projects for “Condition assessment and recommendations on repair and restoration/strengthening of various RCC structures” for NTPC, PGCIL, GAIL, RBI, DDA etc.
- v. Sponsored projects like “Quality inspection during the execution of repair works for RCC structures on visit basis” for NHPC, PGCIL and NTPC etc. are in ongoing

13.8.4.2 The centre for Construction development and research has been contributing to society and to the nation by finding efficient ways to conserve raw materials, use of waste materials, finding solution for low traffic roads using construction and demolition waste, use of bottom ash as a replacement to natural sand in concrete etc.

Concrete making materials such as cement, flyash, GGBS, water, fine and coarse aggregate along with chemical admixture, corrosion inhibitor admixture and crystalline water proofing compounds were evaluated for their suitability in concrete. Evaluation of about 20 coarse and fine aggregates for their potential alkali aggregate reactions was carried out for various sponsors such as NTPC, PVUNL, NUPPL, NHPC, APCPL, NMHEP and other private ventures. The study involved testing of aggregates by petrographic and mineralogical analysis as per IS: 2386 Part-VIII accelerated mortar bar test as per ASTM C1260, long term testing as per IS: 2386 Part-VIII to check alkali silica reaction and rock cylinder method as per ASTM C586, length change of concrete as per ASTM 1105 to check alkali carbonate reaction.

- i. The Research & Development carried out/ being carried out in NCB for sustainable development and circular economy solutions. Following are the summary of such projects:
 - ii. More than 100 concrete mix designs were carried out for various requirements catering different applications of civil engineering, covering wide range of graders from M10 to M90 were carried out. These applications included use of concrete in construction of many important structures of wet flue gas desulphization for NTPC, chimney and piling structures for APCPL, TG raft and township for PVUNL, repair of dam spillway, spillway basin etc., and other superstructures of PWD, Municipal Corporation of Delhi/ Faridabad/Ambala, DDA, DJB, Haryana Public Health Division, IRCON and various commercial RMC suppliers.
 - iii. Development of high performance concrete (HPC) for /hydroelectric dam project.
 - iv. Guidelines for use of bottom ash as replacement of fine aggregate in cement concrete were prepared.
 - v. Development of Geopolymer concrete based building products.
 - vi. Study on recycled C&D waste for its use as aggregate in concrete.
 - vii. Long term and short term performance evaluation of bi-polar corrosion inhibitor for various client like Fosroc Ltd, Ado Additives Technologies Ltd. SS technology has been taken up.
 - viii. Development of Ultra High Performance Concrete (UHPC) including use of Nano technology for UHPC is in progress.
 - ix. Flexure testing of corrugated slab for TARA (Society for Technology and Action for Rural Advancement).
 - x. Evaluation of water proofing compound for its use in concrete for CPWD was carried out.
 - xi. Mechanical and Durability performance of concrete made with multi component cementitious blends of fly ash and slag against aggressive environment has been taken up and is under progress.
 - xii. Investigation on application of Carbon Nanotubes for improving performance of cement concrete and concrete based precast building products for M/s Indian Oil Corporation has been taken up and is under progress.
 - xiii. Durability Study on PSC made using composite slag (mix of BF slag and LD slag) for M/s Tata Steel has been taken up and is under progress.
 - xiv. Study on Use of ferrochrome slag as a fine aggregate (water cooled) and coarse aggregate (air cooled) in concrete for M/s Tata Steel has been taken up.

- xv. Studies for preparation of specifications and guidelines for use of coal based bottom ash as replacement of fine aggregate in concrete for M/s NTPC Netra was carried out.
- xvi. Project on development of Geopolymer concrete for application in pavements and precast concrete construction is in progress. 3m x 3m experimental stretch cast in NCB campus using geopolymer concrete paver blocks. Also a patent has been filed for geopolymer concrete paver blocks
- xvii. Knowledge dissemination of R&D project findings are incorporated in the revision and new codal provisions of Bureau of India Standards in the field of cement, concrete and building materials.

13.8.4.3 NCB - Inspection Body accredited in accordance with ISO/IEC 17020:2012 Type 'A' status and providing technical services in construction sector by carrying out Third Party Quality inspections for wide range of construction projects such as Buildings, Roads, Bridges & Tunnels, Construction Utility projects, Other civil Engineering Projects, Special construction activities etc. built by various Central/ State/ Autonomous Organizations across India through the NCB geographical units located at Ballabgarh, Hyderabad, Ahmedabad and Bhubaneswar. Inspection body of NCB assuring the specified quality standards by ensuring quality workmanship, good construction practices, use of quality materials etc. in delivering durable buildings & structures. NCB digitized inspection activities through android mobile app/web based app. to monitor the activities on real time basis, data archival etc. The prestigious projects of national importance were awarded to NCB by ITPO, IICC, CPWD, PWD, AIIMS, DDA, IDCO-Bhubaneswar, NITs, IITs, LVUS- Hisar, KPTO, TNTPO, SAG, etc. The Centre continued to provide specialized services in the area of quality assurance/

control and thereby contributing to the durable infrastructure in India.

13.8.5 Centre for Industrial Information Services

13.8.5.1 NCB library serves as the National Information centre for cement building materials and construction industries. The Holdings of the library have grown to 46,807. The library has maintained and updated bibliographic database consisting of about 43,214. 64 journals are being procured during this period. List of indexed articles from journals received in NCB have been posted on website www.ncbindia.com.

13.8.5.2 The 16th NCB International Seminar on Cement, Concrete and Building Materials was organised during 03 - 06 December 2019 at Manekshaw Centre, New Delhi.

13.8.6 Centre for Continuing Education Services

- a. One Long Term Course (Full time-Post Graduate Diploma in Cement Technology, 23 Short Term Courses, 16 Special Group Sponsored Training Programmes (*Dalmia Cement (Bharat) Ltd.; The KCP Ltd; Oman Cement Company, Muscat; Irrigation Management Training Institute (IMTI), Water Resources Department, PWD, Govt. of Tamil Nadu (4 batches); Indian Air Force (IAF); Hindustan Petroleum Corporation Ltd (HPCL); Power Grid Corporation of India Ltd. (PGCIL) (4 batches); Bharat Petroleum Corporation Ltd (BPCL); NHPC Ltd.*), 2 Special programmes for cement industry, 4 Simulator Based Courses, 4 Contact Training Programme were organized on different topics covering cement, concrete and construction technologies for about 818 participants.

- b. Further, about 09 Short Term Courses, 2 Special Group Training Programmes and 2 Simulator Based Courses are scheduled to be organized till 31 March 2020. Also, a few more special training programmes and contact training programmes are expected to be organized during the period.

13.8.7 Centre for Quality Management, Standards and Calibration services

- a. 8,652 vials of certified reference materials and 1,479 sets of standard hydrated lime have been supplied to cement and construction industries, national testing laboratories, academic institutions and overseas laboratories up to 31st December 2019. These are huge foreign exchange savers as they have to be imported otherwise as no such products are available in Indian market.
- b. Foreign exchange earned is USD 5,526 through sale of CRMs during this period.
- c. Launched 10 Bhartiya Nirdeshak Dravyas (BNDs) i.e. Indian Certified Reference Materials (CRMs). The Indian Certified Reference Materials play pivotal role in maintaining the quality infrastructure through testing and calibration with precise measurement traceable to SI units. These BNDs derive their traceability to SI units from CSIR-National Physical Laboratory (NPL), the custodian of national standards in India. The availability SI traceable BNDs will give a boost to “Make in India” programme and harmonize the quality infrastructure of the country.
- d. 1918 equipment have been calibrated for cement plant QC laboratories, construction laboratories, academic institutions and technical service organizations.

13.8.8 Following Proficiency Testing (PT) schemes are completed during this period:

Scheme	Field	Number of Participants
Limestone	Chemical	09
OPC	Chemical	16
Building brick	Mechani-cal	13
Fly ash	Mechani-cal	07
Concrete admix-ture	Chemical	07
Paver block	Mechani-cal	09
Concrete cube	Mechani-cal	13
Coarse aggregate	Mechani-cal	11
Fine aggregate	Mechani-cal	10
Clinker	Chemical	10
Mortar cube	Mechani-cal	10
Coal	Chemical	13

13.8.9 NCB's Contribution to Bureau of Indian Standards (BIS)

13.8.9.1 NCB Officials (49 nos.) are represented in various BIS committees' / sub committees / panels as Chairmen / Convenors / Members in the areas such as Cement, Concrete, Environment, Material handling, Fuel, Refractory and Waste management.

13.9 National Institutes of Designs (NID)

13.9.1 Introduction

13.9.1.1 The National Institute of Design (NID) is internationally acclaimed as one of the foremost multi-disciplinary institutions in the field of design education and research. Based on the recommendations made in the 'India Report' in 1958, the first National Institute of Design was established at Ahmedabad (<https://www.nid.edu/>) in the State of Gujarat

in September 1961 by the Government of India with the assistance of the Ford Foundation and the Sarabhai family of Ahmedabad. Subsequently, its Gandhinagar Campus and Bengaluru Campus were set-up in 2005 and 2007 respectively for post graduate courses.

13.9.1.2 In 2007, the Department for Promotion of Industry and Internal Trade (erstwhile Department of Industrial Policy and Promotion) envisioned the National Design Policy aimed at creating a design-enabled innovation economy and strengthening design education in the country. The National Design Policy had recommended setting up design institutes on the lines of NID, Ahmedabad in various parts of India to promote design programmes. Under this Action Plan, 4 new NIDs have been set up in the States of Andhra Pradesh (Amaravati), Assam (Jorhat), Madhya Pradesh (Bhopal) and Haryana (Kurukshetra).

13.9.1.3 These institutes function as an autonomous body under DPIIT, Ministry of Commerce & Industry, Government of India.

13.9.1.4 NID, Ahmedabad has been declared 'Institution of National Importance (INI)' by an Act of Parliament- the National Institute of Design Act 2014. Accordingly, NID, Ahmedabad became eligible to offer Bachelor Degree in Design (B. Des.), Master Degree in Design (M. Des.) as well as PhD Degree in Design.

13.9.1.5 The 4 new NIDs have also been brought under the ambit of NID Act, 2014 through NID Amendment Bill 2019, which has been passed by the Parliament. Hon'ble President has accorded assent to the NID (Amendment) Act, 2019 on November 29th, 2019. The corresponding Act has been published in the Gazette of India on December 3rd, 2019. The said Act has come into force on 13/01/2020 vide a Gazette notification dated 13th January 2020.

13.8.2 New National Institutes of Design

- a. On the basis of recommendations enshrined in the National Design Policy, 2007, four new National Institutes of Design (NIDs) on the pattern of NID, Ahmedabad have been established in the States of Andhra Pradesh, Haryana, Madhya Pradesh and Assam.
- b. Approval of the Cabinet to provide financial support of ₹434 crores for establishing the four Institutes and registering them as Societies under the Societies Registration Act, 1860 was sought, which was accorded on 28 February 2014 with the modification that the NID proposed to be established in Hyderabad may be located in Vijayawada.
- c. The State Govt. of Andhra Pradesh allotted land in Amaravati Capital City area of Andhra Pradesh in 2016, and therefore, the NID is coming up at Amaravati, instead of Vijayawada in Andhra Pradesh. The Union Cabinet in its meeting dated 12th September 2018 had accorded approval for the same.
- d. The Union Cabinet chaired by Prime Minister in its meeting dated 17th July 2019, has accorded approval for the following with the direction that the four new Institutes of Design be named after the States in which they are situated:
- e. Introducing the National Institute of Design (Amendment) Bill, 2019 in the Parliament to amend the National Institute of Design Act, 2014 (18 of 2014) on the lines of the draft Bill placed at Appendix III with such modifications of drafting and consequential nature, in consultation with the Legislative Department, as may be considered necessary; and
- f. Amending section 27 of NID Act, 2014

to designate “Principal Designer” as equivalent to a Professor and to correct the anomaly in this regard.

- g. As per the directions of the Cabinet to name the four institutes of design after the State in which they are situated, the new institutes have been re-named as follows in the Bill:
- h. National Institute of Design, Madhya Pradesh, instead of National Institute of Design, Bhopal;
- i. National Institute of Design, Andhra Pradesh, instead of National Institute of Design, Amaravati;
- j. National Institute of Design, Haryana, instead of National Institute of Design, Kurukshetra; and
- k. National Institute of Design, Assam, instead of National Institute of Design, Jorhat.
- l. NBCC (India) Limited (A Govt. of India Enterprise) was awarded the work of planning, designing and construction work relating to the establishment of the four new NIDs for which the respective State Governments have already provided the required land free of cost. It has completed the construction of campuses of NID, MP and NID, Assam is complete. NID, Haryana is in final stage of completion. Construction of NID, AP should be over in this year 2019-20.
- m. Meanwhile, academic activities started in NID, Andhra Pradesh and NID, Haryana in the transit campuses made available by the respective State Governments from the academic session of 2015-16 and 2016-17 respectively. Academic activities in NID, MP and NID, Assam have commenced from the academic

session of 2019-20 from their newly built campuses.

- n. A total number of 87 posts have been created in each of the four new NIDs with the approval of the Ministry of Finance for manning various faculties, administrative and technical positions in the Institutes. In all the four NIDs, Director as well as minimum required faculty and administrative staff have joined. Recruitment to rest of the posts is ongoing.
- o. In pursuance of the Gazette notification for 10% reservation for EWS for admission in Central Educational Institutions dated 14th January, 2019, all NIDs have been advised to implement the same from the next academic session 2020-21, as the admission process had started well before this notification.
- p. Vide NID (Amendment) Act 2019, the 4 new NIDs have been declared as Institutes of National Importance (INI). Accordingly, the new NIDs will now be able to award degrees instead of diplomas to their students.
- q. To start with, following Bachelor Courses are offered by new NIDs:
 1. Industrial Design: 20 seats
 2. Communication Design: 20 seats
 3. Textile and Apparel Design: 20 seats

13.9.3 Directors of new NIDs:

13.9.3.1 The Appointment Committee of the Cabinet (ACC) vide DoPT communication dated 27/11/2018 has approved the proposal for appointment of Directors of the four new NIDs on direct recruitment basis for a period of 05 years from the date of assumption of charge of the post, or until further orders, whichever is earlier.

Sl.	Location	Name of the Officer	Date of Joining
1.	NID, AP	Shri Sekhar Mukherjee	24/12/2018
2.	NID, Haryana	Dr. (Mrs.) Vanita Ahuja	07/01/2019
3.	NID, MP	Shri Dhiraj Kumar	07/01/2019
4.	NID, Assam	Shri V. Ravishankar	15/01/2019

138.4 An overview of new NIDs:

NEW NATIONAL INSTITUTES OF DESIGN: AN OVERVIEW									
Sl.	Particulars	NID MP		NID Assam		NID Haryana		NID AP	
1	Location	Bhopal		Jorhat		Kurukshetra		Amaravati	
2	Date of inauguration of campus building	22nd Feb. 2019		22nd Feb. 2019		-		-	
3	Status of Logo	Approved		Approved		Approved		Approved	
4	Total Area (acres)	30		30		20		50	
5	Covered Area (sqm)	22,400		15,548		20,673		20,150	
6	Academic session commencement	July 2019		July 2019		2016-17		2015-16	
7	Status of Seats (for 2019-20- UG Course)	Total	Allotted/ filled	Total	Allotted/ filled	Total	Allotted/ filled	Total	Allotted/ filled
i	General category	30	30	30	30	30	30	30	30
ii	OBC-NCL category	16	16	16	16	16	16	16	16
iii	SC category	9	9	9	9	9	9	9	9
iv	ST category	5	2	5	5	5	3	5	5
	Total	60	57	60	60	60	58	60	60

13.10 National Productivity Council, New Delhi

13.10.1 Introduction

13.10.1.1 The National Productivity Council (NPC) was established in 1958 as an autonomous body under the Societies Registration Act, by Govt of India. It has a tripartite character, wherein Government, Industry and Labour are equally represented. The Council is headed by the Union Minister

of Commerce and Industry as its President and the Governing Body is headed by Secretary, Department for Promotion of Industry & Internal Trade as its Chairman. The Director General is the CEO of NPC. The Head Office of NPC is located at New Delhi. NPC has a countrywide reach with 13 Regional Directorates (RDs), located in State capitals/Industrial centres and one training institute "Dr. Ambedkar Institute of Productivity (AIP)" located in Chennai. NPC also has a network of over 24 affiliated bodies

called Local Productivity Councils (LPCs) in the country to spread the message of productivity and dissemination at grassroots level.

13.10.1.2 NPC represents India in the Tokyo based Asian Productivity Organization (APO), an intergovernmental body of 20 countries for promotion of productivity in the Asia-Pacific region of which the Government of India is a founder member and implements APO programmes/ activities relating to India.

13.10.1.3 The mission of NPC is to develop, disseminate and apply knowledge and experience in productivity, to promote consciousness and improvement in productivity, with the objectives of strengthening the performance and competitiveness of the economy as well as of improving the working conditions and quality of life.

13.10.1.4 NPC provides techno-economic managerial services through its 8 divisions namely;

- i. Industrial Engineering provides consultancy support in Lean Manufacturing, Total Quality Management, Organization Restructuring, Systems & Procedures redesign, Human Resource Assessment, HR Planning & Rationalization, Wage structure design, Productivity Linked Incentive Scheme, ISO 9001 implementation.
- ii. Environment Management deals with Waste Management in Municipal corporations & Industries, Water & Air Pollution Control Industries, Green Productivity, GIS, GPS based systems, EIA & EMS (ISO 14001), Urban Environmental Planning and Capacity building programmes.
- iii. Energy Management deals in the area of Energy Management & Audit of Industries, Commercial Buildings, Power Utilities, Demand Side Management,

Technology up-gradation & Resource Conservation for SMEs, Integrated Cleaner Production, Energy Efficient & Clean Technologies applicable, EnMS (ISO 50001) implementation.

- iv. Economic Services conducts Sectoral / Industrial / Product Profile Studies, Monitoring and Evaluation Studies, Market Potential Assessment, Socioeconomic Impact Studies (Macro and sub macro level studies), Technology Forecasting Studies, Policy Focus / Impact studies, Productivity Data base Development, Competitiveness/Ranking Studies etc.
- v. Agri-Business deals in the area of Monitoring Evaluation & Impact Assessment of Agriculture Development Programs, Policy Formulation and Strategies for Agriculture Plans, Quality Audit/Inspection of Food Business Operators under Food Safety & Standards Act-2002, Physical and General Inspection of Warehouses and Cold Storages, Value chain Management in Food & Agriculture.
- vi. Human Resource Management carries out Training Needs Assessment & Career Planning, Performance Management System, Re-engineering and Restructuring Corporations, Work Culture/Attitudinal Change, Multi-skilling, Diversify the service portfolio by incorporating services in the area of Change Management, Organizational Development and Employee Engagement etc.
- vii. Information Technology provides expert advice and training on Database development and its management, Enterprise Resource Planning, Knowledge Management, Development of e-portals, Support for e-learning platform, IT Infrastructure Planning & Management capacity building.

viii. Technology Management & Training which deals in the area of improving Physical assets productivity through Technology Evaluation Studies, Condition Monitoring, Total Productive Maintenance, Spare Parts Management, Safety & Risk Assessment, OHSAS 18001 implementation, Maintenance Audit, Productivity Audit, Safety Audit and awareness survey. In addition, development of training calendar & modules for new areas of training.

13.10.1.5 NPC has its own pool of Master Trainers in the field of Quality, Safety, Energy, Environment, Lean Management, MFCA, Food Safety, and Basic & Advanced Productivity Practitioners.

13.10.1.6 Productivity Awareness Portfolio of NPC includes its interventions for productivity awareness through National Productivity Week Celebrations during 12 – 18 February every year, Productivity Award Presentations, and e-Productivity News and Productivity Journal publications.

13.10.1.7 NPC undertakes Productivity Augmentation through:

- i. Domain Specific Consultancy
- ii. Domain Specific Training
- iii. Productivity Research
- iv. Monitoring & Evaluation
- v. Information Dissemination through collaboration with APO

13.10.2 NPC's activity highlights of various domains during 2019-20 are given in succeeding paragraphs.

13.10.2.1 NPC has conducted 110 training programs up to December 2019 for continuous development and growth of Human Resources to enhance competitiveness of the organisations which includes government,

PSUs and private sector. 5476 participants of senior & middle management were trained and topics covered ranges from Soft Skills and Work Culture for the Employees to application of Smart Technologies.

13.10.2.2 NPC has carried out 127 consultancy and action research based assignments. Some major assignments includes Capacity Building Programmes for Implementing of various Waste and Chemicals Management Rules under the Scheme, "Creation of Management Structure for Hazardous substances, 8th Regional 3R Forum in Asia and The Pacific for Ministry of Housing & Urban Affairs, Capacity Building Programme on 6 Waste Management Rules for

13.10.2.3 Central Pollution Control Borad, 20th NCE For Energy Managers and Energy Auditors (BEE), Preparation of Organization Restructuring, Service Rules & HR Policies and Pay Fixation for Tidel Park Limited, Manpower Assessment Study for Hindustan Insecticides Ltd., Inventorization of Bio Medical Waste in the state of West Bengal, Study on Assessment of Impacts of R& D Technologies on Society with reference to Wild Marigold and Ready to eat for CSIR-IHBT etc.

13.10.2.4 NPC successfully conducted its first ever International Capacity Building Programme for the Central / State Government officers who are engaged in Promotion and Development of MSMEs in NER at Bangkok, Thailand during 18-23 Nov 2019. The programme was sponsored by O/o DC-MSME, M/o MSME and was a mix of classroom sessions, group exercises and field visits.

13.10.2.5 National Productivity Council has established Centre of Excellence on IT for Industry 4.0 (CoE:IT for I4.0) at NPC, New Delhi in association with Asian Productivity Organization (APO) with a mandate to function as a knowledge centre for the Industry/SMEs/entrepreneurs/start-ups

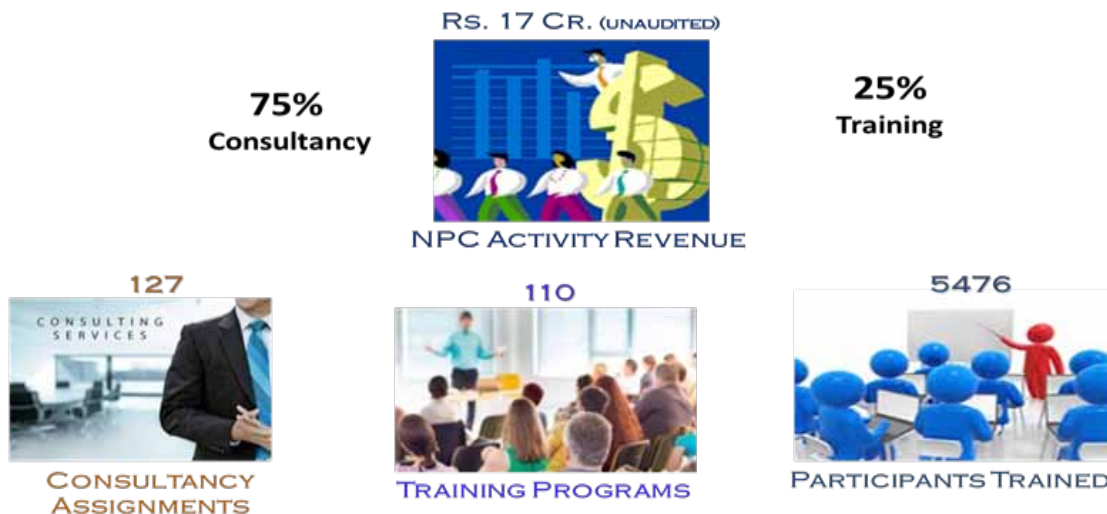
covering an overriding objective to improve the competitiveness of Indian industries. To further upscale the implementation of Industry 4.0 in manufacturing industries, CoE: IT for I4.0, New Delhi, has taken up a Demonstration Project on IT for Industry 4.0 in five SME companies in Delhi-NCR from Automotive, Food Processing, and Garments Sector. The duration of implementation of the project is approx. 12 months including the dissemination period. This exercise would help CoE to showcase implementation of disruptive technologies in the MSME manufacturing units.

13.10.2.6 NPC organised National Conference on “Capacity Building of

Sustainable Food Value Chains for Enhanced Food Safety and Quality” during August 2019 in association with Asian Productivity Organisation, Tokyo, Japan.

13.10.3 During this year, NPC has entered into MOU with various Organizations/Institutions & Industry Associations for enhancing collaborations to escalate the Consultancy & Training Activities through expansion of Service Portfolio and global outreach by enhancing international partnerships and developing roadmap for future readiness. NPC has also planned to start a One-Year Certificate Professional Course on Industry 4.0 by March, 2020.

Performance Highlights (April–Dec 2019)



13.11 Quality Council of India

13.11.1 Introduction

13.11.1.1 The Quality Council of India (QCI) is a non-profit autonomous organization registered under Societies Registration Act XXI of 1860 to establish an accreditation structure in the country and to spread quality movement in India by undertaking a National

Quality Campaign. QCI works as the National Accreditation Body.

13.11.1.2 QCI through its boards and divisions is involved in accreditation and promotion of quality. Every board is functionally independent and works within its own area of expertise. Whereas the divisions operating under the umbrella of Special Projects Group incubate new schemes and help to promote

quality delivery in projects as per the need of the Government and other bodies. The boards and divisions carry out their various quality assurance activities through participation of experts who work as independent assessors for various schemes/projects. The network of professionals brings with it knowledge required to create a quality conscious system that assures global competitiveness.

13.11.1.3 The Accreditation Boards are:

- i. NABCB: National Accreditation Board for Certification Bodies.
- ii. NABET: National Accreditation Board for Education & Training.
- iii. NABH: National Accreditation Board for Hospitals & Healthcare Providers.
- iv. NABL: National Accreditation Board for Testing and Calibration Laboratories.
- v. NBQP: National Board for Quality Promotion (as part of National Quality Campaign for promotion of quality).

13.11.1.4 The divisions under Special Project Group are:

- i. ZED (Zero Defect Zero Effect).
- ii. PADD (Project Analysis and Documentation Division).
- iii. PPID (Project Planning and Implementation Division).

13.11.2 Update on Constituent boards of QCI:- Activities

13.11.2.1 NABL (National Accreditation Board for Testing and Calibration Laboratories): National Accreditation Board for Testing and Calibration of Laboratories (NABL) grants Accreditation (Recognition) of Technical competence of a Testing, Calibration, Medical Laboratory, Proficiency Testing Provider (PTP) and Reference Material Producer (RMP) for a specific scope

following the international standards. NABL has Mutual Recognition Arrangements (MRA) with Asia Pacific Accreditation Cooperation (APAC) and is also signatory to International Laboratory Accreditation Cooperation (ILAC).

Number of Accredited LABs (Total 5543)	
Testing Labs	310
Calibration Laboratories	96
Medical Laboratories	121
Proficiency Testing Providers (PTP)	10
Reference Material Producers (RMP)	01

13.11.2.1 NABH (National Accreditation Board for Hospitals & Healthcare Providers):

National Accreditation Board for Hospitals & Healthcare Providers (NABH) operates accreditation and certification programmes for healthcare organisations. The board is structured to cater to much desired needs of the consumers and to set benchmarks for progress of healthcare organizations. The board while being supported by all stakeholders including industry, consumers and government, operates within the overall internationally accepted benchmarks of quality. NABH is an Institutional Member of the International Society for Quality in Health Care (ISQua). It is also a member as well as on the Board of Asian Society for Quality in Healthcare (ASQua).

Program	Accreditation / Certification
Accreditation Program	312
Certification Program	1279
Empanelment Program	263

13.11.2.2 NABCB (National Accreditation Board for Certification Bodies):

The National Accreditation Board for Certification Bodies (NABCB) provides accreditation to Certification, Inspection and Validation & Verification Bodies based on assessment of their competence as

per the Board's criteria and in accordance with International the Standards and Guidelines. NABCB is internationally recognized and represents the interests of the Indian industry at international forums through memberships and active participation. NABCB is a member of International Accreditation Forum (IAF) & Asia Pacific Accreditation Cooperation (APAC) as well as signatory to their Multilateral Mutual Recognition Arrangements (MLAs / MRAs) for Quality Management Systems, Environmental Management Systems, Food Safety Management Systems, Product Certification, Global G.A.P., Information Security Management Systems and Energy Management Systems. NABCB is also APAC MRA signatory for Occupational Health and Safety Management Systems. NABCB is a full member of International Laboratory Accreditation Cooperation (ILAC) & Asia Pacific Accreditation Cooperation (APAC) and a signatory to their MRAs for Inspection. NABCB accreditations are internationally equivalent and facilitate global acceptance of certification / inspection by its accredited bodies.

Scheme	Accreditation
Quality Management Systems Accreditations	38
Inspection Bodies Accreditations	58
Food Safety Management Systems Accreditations	17
Environmental Management Systems Accreditations	11
Product Certification Accreditations	13
Occupational Health and Safety Management Systems Accreditations	08
Information Security Management Systems Accreditations	05

Energy Management Systems Accreditations	05
Information Technology Service Management Systems Accreditations	01
Trustworthy Digital Repositories Management Systems Accreditations	01
Certification of Persons Accreditations	01
Greenhouse Gas Validation and Verification Bodies	01

13.11.2.3 NABET (National Accreditation Board for Education and Training): National Accreditation Board for Education and Training (NABET) has set up well- established mechanisms for overall quality assurance in sectors such as: services, education - formal and non-formal both, industry, environment etc. for focused strategic direction. It performs its activities through five distinct verticals namely; Formal Education Excellence Division (FEED), Skill Training and Service Division, Accreditation Division, Environment & MSME. The activities of the Board are accreditation of Certification Bodies that are working in the domain of Personnel Certification, Certification of Training Providers and Educational organizations. NABET works with many Ministries, State Governments and sector specific associations / chambers to help them create structures and standards in their services, training institutions and other regulatory processes through third party accreditation mechanism. With the aim to add creative value to the services, education and training-learning ecosystem NABET works as per International standards and protocols. NABET is a member of International Accreditation Forum (IAF) & Asia Pacific Accreditation Cooperation (APAC).

- i. Quality interventions in school education:

Project Details	Number of schools
Assessment & evaluation of Schools in Delhi under School Development Index Project (Delhi Commission for Protection of Child Rights - DCPCR)	1429
Re-Evaluation of Schools in Delhi under School Development Index Project (Delhi Commission for Protection of Child Rights - DCPCR)	1385
Assessment of schools in Jhunjhunu & Sikar districts of Rajasthan.	258
Assessment, Quality Interventions & Certification of schools under Municipal Corporation of Greater Mumbai (as pilot).	30

- ii. Accreditation of Environmental Impact Assessment (EIA) Consultant Organizations during period of report – 6 (total 181)

13.11.2.4 NBQP (National Board for Quality Promotion): National Board for Quality Promotion (NBQP) works on the Vision of promoting quality of life of the Citizens of India. As part of National Quality Campaign, the Board organizes National/Regional Quality Conclaves, Quality Month Celebration, seminars / workshops, regular awareness programs pan-India, etc. It has also instituted the QCI – D.L. Shah Quality Award (Project Based & Individual Level) to motivate the industry to upgrade/enhance their processes through the application of appropriate Quality Tools & Techniques. Board provides technical support to both Central/State government departments in implementing ISO 9001 Standards as well as

in undertaking process improvement Projects through the Kaizen/ Lean/ 5S methodology. Board has also initiated a project to provide support to PSUs in the implementation of ISO 50001 (Energy Management System), through BEE. It also operates scheme for registration of Consultants/Auditors & Management System Courses as well as Individual/Corporate Professional Membership schemes.

Scheme	Registrations / Memberships during the period of report
Professional membership	314
Auditors registered	13
Consultants registered	27
Management System Courses registered	3

13.11.3 New Schemes launched

- NABL launched a new scheme of Accreditation of Medical Imaging – Conformity Assessment Body (MI-CAB) based on ISO 15189. Two new disciplines of software and IT systems testing, diagnostic radiology QA testing were also launched. Geophysical testing under existing Soil and Rock group was also added.
- NABCB had launched Business Continuity Management Systems (BCMS) Accreditation Scheme for Certification Bodies.

13.11.4 Project Planning and Implementation Division (PPID): QCI associated with 24 Ministries / Ministerial departments in carrying out 27 projects related to Quality assurance activities/third party assessments some of the significant projects being: Ayushman Bharat (AB-PMJAY), Investigation and monitoring of constitutional safeguards

provided for Scheduled Tribes, Atal Innovation Mission; Third Party Testing of Fisheries for Formaldehyde; Swachh Bharat Mission; 3rd Party Sampling, Testing and Analysis of Coal; Solid Waste Management Haryana; Swachh Rail 2019; Kayakalp; DARPG CGRAMS; National Highways Excellence Awards 2019; Start-up Village Entrepreneurship Programme (SVEP) and Public Perception Survey.

13.11.5 Zero Defect Zero Effect (ZED): ZED currently operates on MSMEs and its activities

are shown below:

Details of ZED specific activities:

- i. Registrations: 1068 (total 23064)
- ii. Online Self-assessment: 286 (total 3570)
- iii. Desktop Assessment: 135 (total 1053)
- iv. Site-Assessment: 44 (total 546)
- v. Ratings: Bronze: 43, Silver: 52, Gold: 18, Diamond: 02, No rating: 67

Representation of Scheduled Castes/ Scheduled Tribes/OBCs/Ex-servicemen and Physically Disabled persons in Services

14.1 The Government's efforts for safeguards of public employment for persons belonging to Scheduled Castes and Scheduled tribes are instrumental in ensuring inclusive growth of the Nation, free from discrimination and sufferings. In accordance with the policy of the Government of India, a SC/ST Cell has been created in the Department under a Liaison Officer of the rank of Deputy Secretary with the objective of ensuring proper implementation of the instructions issued from time to time relating to reservation for SCs/STs in Government service. The SC/ST Cell in the Department is responsible for monitoring the implementation of the instructions of the Government on the reservation of SC/ST in services in the Department as well as in various attached/subordinate offices, inspection of reservation rosters, ensuring submission of regular returns to the Department of Personnel & Training.

14.2 Similarly, a nodal officer has been appointed in the rank of Deputy Secretary, for ensuring proper implementation of the instructions issued from time to time in respect of OBCs in government service.

14.3 Periodic directions are also issued by the Department to all administrative sections as well as the appointing authorities under its control to ensure proper implementation of the directives on reservation for members of the Scheduled Castes/ Scheduled Tribes/OBCs/Ex-servicemen and Physically Disabled Persons.

14.4 Representation of Person with Disabilities in Service: Section 3 of the Persons with Disabilities (Equal Opportunities, Protection of Rights and Full Participation) Act, 1995 stipulates that as a matter of policy, 3% reservation in the posts under the Government be provided for persons with disabilities. The Department for Promotion of Industry and Internal Trade has been making efforts in the matter and the instructions issued by the Government of India from time to time are being implemented in the Department and circulated to all attached/subordinate offices and autonomous organizations under the Department, ensuring its compliance.

14.5 The breakup of number of Persons with Disabilities and Ex-servicemen working in the Department for Promotion of Industry and Internal Trade and its Attached/Subordinate offices and Autonomous Bodies is as follows:

S.No.	Category of Post	Sanctioned Strength	No. of Physically Handicapped Persons	No. of Ex-Servicemen
1.	A	1935	26	1
2.	B	594	13	2
3.	C&D#	2045	29	16

Erstwhile Group 'D'

Women Welfare Activities

15.1 Constitution of India prominently underlines the principles of gender equality. It enables the Government to frame and implement policies aimed at advancement of women in all walks of life. It has thus always been an endeavor to the Government of India to promote social and economic empowerment of women through cross-cutting policies and programmes; to mainstream gender concerns; to create awareness about their rights; and to facilitate institutional and legislative support for enabling them realize their human rights and develop to their full potential.

15.2 Government of India has always emphasized that an empowered woman living with dignity and contributing as equal partners in development in an environment free from violence and discrimination is one of the basic necessities for the country to develop and to prosper. Accommodating these views and in order to address the concerns relating to safety and dignity of women at workplace

the Government has provided for the *Sexual Harassment of Women at Workplace (Prevention, Prohibition and Redressal) Act, 2013*. The Act, while providing for a series of institutional and legal arrangements, requires every Ministry/ Department to have an Internal Complaints Committee to look into complaints of sexual harassment of women at workplace. The Department has constituted an Internal Complaints Committee meeting all its requirements, including its composition and hierarchy.

15.3 Apart from constitution of the Internal Complaints Committee the Department has undertaken a number of proactive steps in order to maintain a healthy and congenial atmosphere for women employees in line with the guidelines issued by the Government time to time. Women employees, as equal partners in this endeavor, are appreciated to make suggestions for improvement in their working conditions.

Implementation of Official Language Policy

16.1 Official Language Policy of the Government

16.1.1 Hindi language is the Official Language in our Constitution. For implementation of the Official Language Policy, necessary initiatives were undertaken during the financial year 2019-20 in the Department for Promotion of Industry and Internal Trade, Ministry of Commerce & Industry for ensuring absolute compliance to various provisions of the Policy and Programmes/Targets prescribed by the Nodal Ministry - Ministry of Home Affairs, Department of Official Language.

16.1.2 All necessary efforts were made to get the Rules and Provisions implemented, as contained in the Official Language Act (O.L. Act), 1963 passed by the Parliament, to ensure maximum use and propagation of Hindi. All documents elaborated in the Sub-section (3) of the Section 3 of the above Act such as General Orders, Rules, Resolutions, Notifications, Licenses etc., including all papers to be laid on the table of the Parliament, were issued mandatorily in bilingual form i.e., in Hindi and English. As per Rule-5 of Official Language Rules 1976 under the Official Language Act, all communications received in Hindi, were replied in Hindi.

16.1.3 Necessary steps were taken to ensure maximum correspondence in Hindi with Central Government offices, State Governments, Union Territories and offices/public sector undertakings/institutions etc. in region 'A', 'B' and 'C' notified by Ministry of Home Affairs, Deptt. of Official Language. All efforts were

made to achieve the targets laid down in the Annual Programme 2019-20 circulated by Department of Official Language. During the year under review, 78%, 75% and 69% (as on 30th September, 2019) correspondence was done in Hindi with Central Govt./State Govt. offices, undertakings, institutions etc. in the Region 'A', 'B' and 'C' respectively. Concerted efforts are being taken constantly to achieve further progress in this regard.

16.1.4 With a view to achieve required goals and progressive increase in the use of Hindi in the official work, twenty sections of the Department have been notified under Official Language Rule 8(4) to do maximum official work in Hindi. This has been very helpful in getting enhanced fruitful contribution of officers/employees of the Department in the fulfilment of constitutional mandate regarding use of Hindi in official work.

16.2 Monitoring of Implementation of Official Language Policy

16.2.1 With a view to ascertain status of implementation of Official Language Policy in the Department and Offices/Institutes/Autonomous Bodies/Undertakings under its control, a Quarterly Report is obtained from all sections of the Department and attached/subordinate offices. These reports are reviewed regularly by the Official Language Wing of the Department in context of the relevant rules/provisions. The position is also reviewed extensively in the meetings of Official Language Implementation Committee of the Department under the chairmanship of the Joint Secretary

(Incharge, Official Language), with all divisional heads i.e. Directors/Deputy Secretaries as members. During the period under review, decisions were taken to effectively implement progressive use of official language Hindi.

16.2.2 The Hindi Advisory Committee under the chairmanship of Hon'ble Minister for Commerce & Industry, monitors the implementation of Official Language Policy at highest level. In the above committee, many linguistic experts are incorporated besides Hon'ble Members of Parliament. In the meetings of the Committee, the overall position regarding implementation of Official Language Policy of the Government and provisions contained therein, are reviewed in respect of the Ministry as well as offices under its administrative control.

16.2.3 With a view to increase use of Hindi in the official work and its extensive propagation in public domain, information related to various activities/achievements of the Department is uploaded regularly on the official website of the Department in Hindi also.

16.2.4 The Sections of the Department as well as offices under its control, are inspected by the concerned officers of the Department from time-to-time to have an on-the-spot assessment of implementation of the Official Language Policy. The position is regularly reviewed also.

16.3 Training

16.3.1 With the aim of maximizing interest/capability of the employees to work in Hindi, they are nominated for training in Hindi Typing/Shorthand/Hindi Language from time to time under Hindi Teaching Scheme being administered by M/o Home Affairs. This has been very beneficial in increasing use of Hindi in the Department. Eight Officials have been nominated in February, 2020 Session for Hindi Typing and Hindi Stenography Training.

16.3.2 Appropriate workshops are organized from time to time to acquaint the Officers/Staff of the Department with Official Language Policy of the Government and related provisions, resolve their related problems and to impart practical training in the related field. Experienced experts are invited for these workshops. The experts interact with the participants on Official Language Policy, know-how about noting/drafting in Hindi as well as proper methods for doing work easily in Hindi on computers etc. Unicode software has been provided in all the computers to ensure uniformity in the working. A glossary containing Hindi version of various English words, abbreviations, phrases, short notes etc. used frequently in the official work, has also been circulated in the department for assistance in doing work in Hindi.

16.4 Incentive Schemes

16.4.1 Annual Cash Prize Scheme for noting/drafting in Hindi. For the purpose of propagation of Hindi and its maximum use, an incentive scheme namely Annual Cash Prize Scheme for noting/drafting in Hindi formulated by the Department of Official Language, is implemented in the Department every year. Under this scheme, First, Second & Third prizes of ₹5000(Two Prizes), ₹3000(Three Prizes) & ₹2000(Five Prizes), (Total 10 prizes) respectively, are awarded to individuals for doing noting/drafting in Hindi as per prescribed word limit or above, in a financial year.

16.4.2 Half Yearly Cash Prize Scheme for Sections/Units of the Department. To encourage divisions of the Department to do their maximum official work in Hindi as a team and to develop a positive competition among them, a Half Yearly Cash Prize Scheme for Sections/Units of the Department is implemented. Under this scheme, Cash Prizes of ₹7000, 6000 & 5000 are awarded as first, second & third prize respectively and Two Consolation prizes of ₹3000 each to the sections.

16.5 Other Incentive Activities

16.5.1 As per directives contained in the Official Language Policy of the Government, various activities are arranged to encourage employees to do work in Hindi. During the period under review, a 'Hindi Fortnight' was organized on the occasion of Hindi Diwas. An appeal was also issued from Secretary (DPIIT) urging the employees to do their maximum work in Hindi.

16.6 Hindi Fortnight organized in department

16.6.1 In the Department, like every year, Hindi fortnight was organized this year too from 14th-28th September, 2019. On the occasion of Hindi Diwas, a message of Honorable minister and an appeal from the Secretary were circulated in the Department.

16.6.2 During the fortnight, seven competitions i.e. Hindi essay, noting-drafting, poem recitation, translation were organized for officers and employees and dictation competition was conducted for MTS. For each competition five cash prizes were given. Many officials of the department had participated in these competitions. In accordance with the decision of Joint Secretary and in-charge of official language, three separate competitions were organized for Under Secretaries and higher officials. A Hindi workshop was also organized during Hindi fortnight. The secretary had awarded prizes and certificates to all winners. In prize distribution ceremony, the Secretary, Additional Secretary, Joint Secretary (AA), Joint Secretary (RR) and Joint Secretary (SDS) encouraged all officers/employees to do their maximum work in Hindi.

16.6.3 During the above 'Hindi Fortnight', six competitions namely Hindi Essay, Noting/Drafting, Typing, Poem Recitation, Hindi Translation and Dictation for MTS employees, were conducted to promote staff



Secretary, DPIIT giving away the Awards on Rajbhasha Awards Function

to do their official work in Hindi. In the above competitions, two competitions (Hindi Essay and Noting/Drafting) were exclusively for Non-Hindi speaking employees.

16.6.4 With the aim of utilizing writing skill of employees in Hindi, yearly issue of Departmental Magazine 'Sugandhi' will be published soon. Interesting and readable self-written compositions of the officers/employees of the Department and offices under it, are incorporated in the Magazine.

16.6.5 The offices/autonomous bodies etc. under this Department continued their endeavour towards ensuring effective implementation of Official Language Act and Official Language Policy framed under it. Their performance was encouraging. They were continuously urged to achieve prescribed targets. Hindi Week/Fortnight/Month was organized by all the aforesaid offices and various competitions were organized by them during the said period.

16.6.6 In this way, Department For Promotion of Industry and Internal Trade under Ministry of Commerce & Industry and offices/institutes/autonomous bodies etc. under it, made all-out efforts to ensure compliance of constitutional obligations of Official Language Act/Policy of the Government.

Vigilance Activities

17.1 Vigilance Section of the Department is headed by a Chief Vigilance Officer (CVO) of the rank of Joint Secretary appointed on the advice of the Central Vigilance Commission (CVC), who functions as the nodal point in the vigilance set up of the Department. Vigilance Section is entrusted with the following functions:

- i. Identification of sensitive areas prone to malpractices/temptations and taking preventive measures to ensure integrity/efficiency in Government functioning.
 - ii. Taking suitable action to achieve the targets fixed by the Department of Personnel & Training (DoPT) on anti-corruption measures.
 - iii. Processing and initiation of disciplinary proceedings involving vigilance angle against Group 'A' and Group 'B' Officers of DPIIT and such officers of attached/subordinate offices under this Department in whose cases the appointing authority is President.
 - iv. Maintenance of Property Folders and issue of permission/sanction. under AIS/CCS (Conduct) Rules/FR&SR in respect of offices/officials of DPIIT.
 - v. Identification of sensitive sections/posts and ensure rotational transfer of the officials posted in these sections/posts in phased manner.
 - vi. Circulation of orders/instructions of DoPT & CVC concerning vigilance matters.
 - vii. Generation and maintenance of Annual Performance Appraisal Reports of Officers/Officials of DPIIT in SPARROW in respect of IAS/ IPS/ IES/ ISS/ CSS/CSSS/CSCS/SSS Cadre and Maintenance of APARs of officers/officials of the Department in respect of which SPARROW has not been introduced. Maintenance of APARs of Group 'A' Officers of PESO and O/o Salt Commissioner.
 - viii. Handling and custody of Union War Book.
 - ix. There are part time Chief Vigilance Officers for attached and subordinate offices under Department for Promotion of Industry and Internal Trade (DPIIT). The overall responsibility of vigilance activities of these offices, however rests with the Chief Vigilance Officer of the DPIIT. Vigilance Section handles the proposal for appointment of part-time CVOs in these attached/subordinate offices.
 - x. Preventive vigilance continues to receive priority attention with emphasis on identification of areas sensitive/prone to malpractices and temptation. The guidelines/instructions etc. issued by the DoPT and CVC from time to time in this regard are followed.
- 17.2 Vigilance Awareness Week, 2019 was organized from 28th October to 2nd November, 2019 to create awareness amongst officers and staff.

Citizen's Charter

18.1 The Department consciously and diligently upholds the values of integrity, transparency and accountability in its day-to-day public dealings. The Department endeavors to add value to services and to speed up the process of decision making and timely implementation by adopting modern management systems and practices. The Department is committed to:

- i) Continuously consult the stakeholders and other interest groups / stakeholders in reviewing the policies and procedures to reflect their views, perceptions and concerns on the policy documents.
- ii) Consider the stakeholders and interest groups as partners in progress and accord them respect and cordiality, encourage them to come out with innovative concepts and procedures to provide for cross-fertilization of ideas that help overall promotion of industrial climate.
- iii) Create more effective channels of communication for a interface with the stakeholders and other interest group through e-governance with widespread use of electronic mode.
- iv) Maintain the confidentiality of the personal and business information disclosed to the Department.
- v) Simplifying procedures for industrial approvals keeping minimum controls that are considered critically essential.

- vi) Place in the public domain all changes in law and procedures through appropriate media channels as and when these are finalized.

18.2 Quick disposal of cases and redressal of grievances is accorded top priority. Towards this, the Department continues to issue on the spot written acknowledgments to all queries and applications and responds to all queries within time bound manner. A detailed list of service provided including standards thereof is at **Table 18.1**.

18.3 For successful implementation of the Citizen's - Charter, the Department expects cooperation of the users. An indicative list of expectations is given below:

- (i) Submission of duly completed application forms in all respects.
- (ii) Proper utilization of central financial assistance released to States Governments/UT Administrations for specific projects and making efforts for the timely completion of these projects.
- (iii) Extending courtesies to officials of the Department.
- (iv) Always keeping proper records of letters and communications with the Department.
- (v) If the user has an appointment with an officer in the Ministry, the user may arrive 05 minutes prior to the appointment.

- (vi) If the user wants to cancel an appointment, he/she may give a written notice via fax or email at least two days in advance.
- (vii) To send reports in the approved format as per prescribed timelines.
- (viii) To check the website regularly for updates on policies, programmes and procedures.
- (ix) To provide feedback in respect of drafts placed on Ministry's website or circulated to them.
- (x) All representatives may attend the meetings with complete information.

18.4 Service Audit

18.4.1 The Department is committed to periodical audit of the quality of the services based on stringent benchmarks and standards set, both at the unit and national levels. It is envisaged to hold independent surveys to capture the stakeholder's perceptions and assessment of the quality of services.

18.5 Information Support

18.5.1 Citizens/users desirous of obtaining any information about the Department can approach information and facilitation Counter & Public Relation Office (IFPRO), at Udyog Bhavan, New Delhi, (Near Gate No.11) Tele No. 011-23063651.

18.5.2 The Department's cell for investment Promotion and Infrastructure development provides information, guidance and escort services on investment promotion and infrastructure development.

18.5.3 Printed publications of the Department can be obtained from any outlet of the controller of Publications. Users may visit Department's website (<http://dipp.gov.in>) for downloading relevant forms for making applications for Industrial Entrepreneurs Memorandum, letter of intent, Foreign Collaboration etc.

18.6 Investor facilitation cell at Invest India

18.6.1 Investor facilitation Cell (IFC) at Invest India is the first point of reference for foreign and domestic investors and acts at the primary support for all queries and provide handholding and liaising services. Its experts, specializing across different countries, Indian states and sectors, handhold investors through their investment lifecycle from pre-investment to after-care. Queries could be raised through filling up a web-form at Invest India's website or by writing an email to contact@investindia.org.in and Telephone Number 011-23048155.

18.7 Grievance Redressal

18.7.1 DPIIT is committed to redressal of all grievances received from stakeholders with a view to accelerate the pace of Industrial development in the country. DPIIT has put in place a mechanism to promptly examine all grievances and provide its response/redressal. All grievances received are directly attended by the officers of the department to ensure a well-coordinated and timely response. Senior Officers regularly review the redressal of grievances and issue directions for providing effective relief, wherever required. A grievance pertaining to this department can be submitted through any of the following modes:-

- (i) Grievance can be e-mailed to grievance-dpiit@gov.in
- (ii) Grievance can also be submitted online at DPIIT website <https://dipp.gov.in/public-grievances>

Table 18.1

List of some of the services/transactions included in the Citizen's Charter

1. Grant of ad-hoc permission for manufacture and sale of cement without

- standard mark for a maximum period of 150 days.
2. Certification of essentiality for import of capital goods required for initial setting up of new projects / expansion of the existing projects.
 3. "Release of 'Project Based Support' and 'Assistance to Autonomous Bodies' funds to National Council for Cement and Building Materials (NCCBM) and Development Council for Cement Industry (DCCI).
 4. Release of funds to Central Pulp and Paper Research Institute (CPPRI) and Development Council for Pulp, Paper and Allied Industries (DCPPAI).
 5. "Release of Plan funds to National Industrial Corridor Development and Implementation Trust (NICDITY) for Project Development".
 6. "Release of funds as equity of Government of India to India International Convention & Exhibition Centre Ltd., New Delhi.
 7. Issuing Industrial License for compulsory licensable items under Industries (Development & Regulation) Act, 1951.
 8. Issuing Licence for items requiring Licence for Manufacturing and/or Proof testing of Arms and Ammunitions in Form-VII from DPIIT as per powers of Licensing Authority delegated to Secretary, DPIIT under Arms Act, 1959 vide MHA Notification dated 14.12.2018.
 9. Issuing Acknowledgement for the Industrial Entrepreneur Memorandum (IEM).
 10. Recognition of Competent Authority (CA), Inspecting Authority (IA), Wellknown Material Testing Laboratory, Well known Steel maker, Well Known Foundry/ Forge, Well-Known Tube/Pipe Maker and Well-Known Remnant Life Assessment Organisation under the Indian Boiler Regulations, 1950.
 11. Approval of pressure parts materials for boiler made outside the country under Regulation 393 (b) of the Indian Boiler Regulations, 1950.
 12. Issue of Central Boiler Board authorization card for "competent person" under Indian Boiler Regulations, 1950 for inspection and certification of Boiler and Boilers components.
 13. Disbursal of Plan funds to Implementing Authorities.
 14. Release of funds to Projects under IIUS/ MIIUS.
 14. Marking and Monitoring of all Foreign Direct Investment Proposals received by the Government at Foreign Investment Facilitation Portal (<http://www.fifp.gov.in>).
 15. Bulletin Board Services for Investor.
 16. Essentially Certificate for projects in Light Engineering Industry.
 17. Release of Wholesale Price Index.
 19. Approval of Foreign visit of Ministers and officers of the State Government concerning industry sector.

Useful Addresses
Information and Facilitation Counter

Sl. No.	Name and Designation	Address	Tel. No & e-mail
1	Shri Ram Naresh Under Secretary	Room No. 474 A Udyog Bhavan, New Delhi.	Tel: 011-23062906 Email: ram.naresh69@nic.in
2	Shri Narender Kumar Deputy Secretary	Room No. 378, Udyog Bhavan, New Delhi.	Tel: 011-23063449 Email:- narender.kumar24@nic.in
3	Shri S.D. Sharma Grievance Officer and Joint Secretary	Room No. 327, Udyog Bhavan, New Delhi.	Tel: 011-23063554 Fax: 011-23060625 Email:- som.sharma@nic.in
4	Shri Shashank Priya Business Ombudsman and Additional Secretary & Financial Adviser	Room No. 244, Udyog Bhavan, New Delhi	Tel: 011-23062756 Fax: 011-23062101 Email:- spriya@nic.in

Right to Information

19.1 The Department for Promotion of Industry and Internal Trade (DPIIT) has been implementing the Right to Information Act, 2005 since its inception. To facilitate the citizens, who come in person to submit RTI applications/appeals, a facilitation centre has been set up at Basement, facing Gate No.19, Udyog Bhavan, New Delhi. The RTI Cell has also been set up in the Department at Room No. 320, Udyog Bhawan, New Delhi for receiving the RTI Applications/Appeals for the entire Department and forwarding the same to the concerned CPIOs of the Department and transferring to other Public Authorities concerned. RTI Section keeps record of all the RTI applications/Appeals being received in the Department and also monitors their timely disposal.

19.2 All the Director/Deputy Secretary level officers have been designated as Central Public Information Officers (CPIOs) under Section 5(1) of the RTI Act, 2005 for providing information / documents to the citizens. Further, a Joint Secretary level officer has been designated as First Appellate Authority (FAA) for addressing the appeals/complaints, filed by the Appellant under Section 19 of the RTI Act, 2005. Shri Anil Agrawal, Joint Secretary, Room No.227-A, Udyog Bhawan, New Delhi is the designated First Appellate Authority (FAA) in the Department.

19.3 DPIIT has provided the required information on the Departmental Website (<http://dipp.nic.in>) under suo motu disclosure on proactive basis. All the items which are required to be placed in public domain proactively in terms of Section 4 (1) (b) of the RTI Act, 2005 have been uploaded on the Departmental Website and are also being updated on regular basis. Instructions have been issued to all divisions in DPIIT to provide and disclose as much information on DPIIT Website so as to reduce the numbers of RTI Applications. Various divisions of the Department are providing the required information on the DPIIT Website.

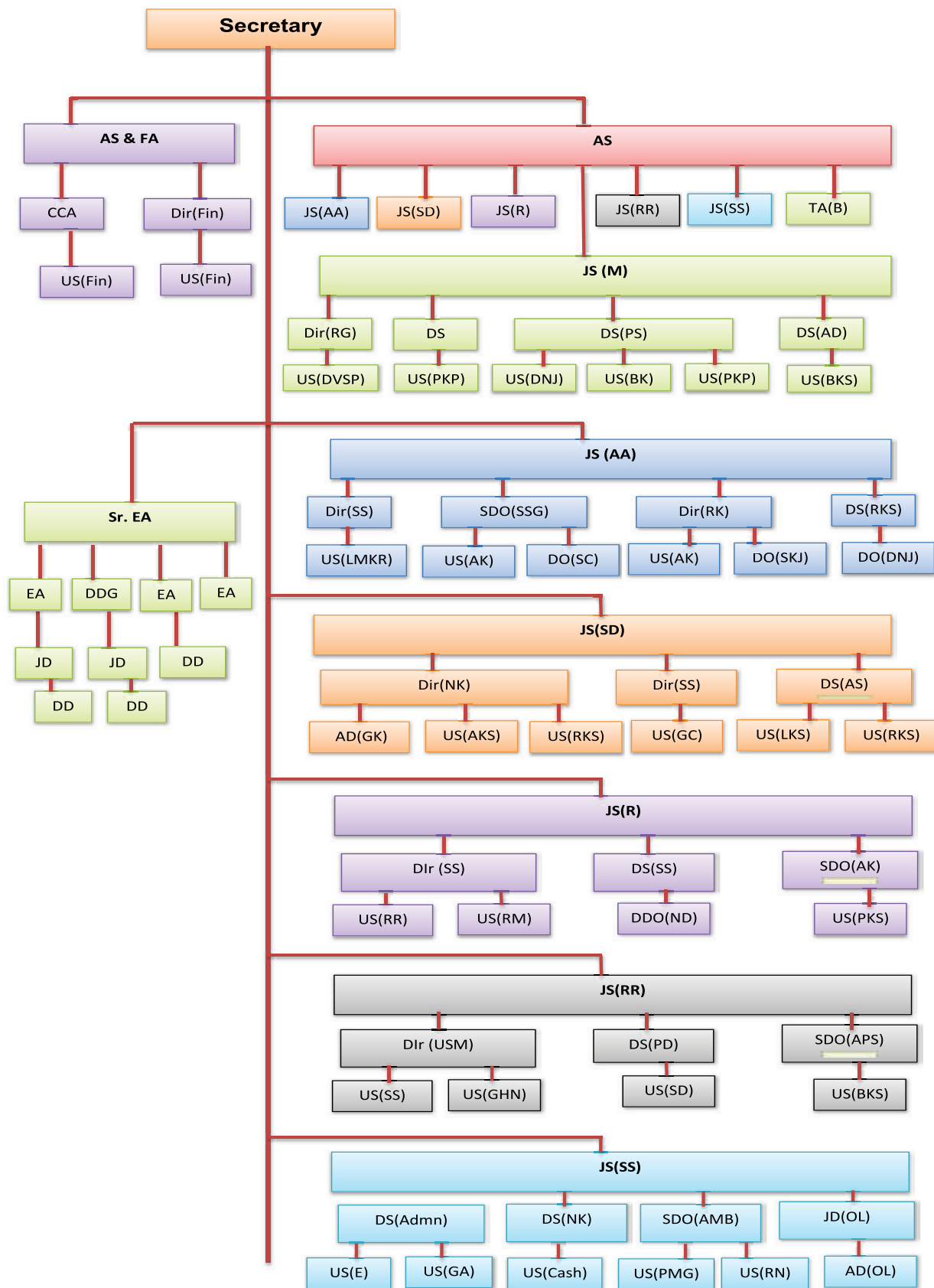
19.4 The Department has also got conducted a third party audit of the pro-active disclosure under RTI Act, 2005 for the financial year 2019-20 through National Productivity Council (NPC), a designated Training Institute under the Department. As per the provisions of Section 26 of the RTI Act, training programme for CPIOs is also conducted by the Department for advancement of knowledge of CPIOs and to ensure disposal of RTI Applications/First Appeals in the stipulated time.

19.5 During the financial year 2019-20 (up to 31.01.2020), total number of 899 RTI applications and 42 First Appeals have been received in the Department. Quarter-wise breakup of RTI applications and First Appeals received during 2019-120 is given below:

Quarter	No. of RTI Applications	No. of First Appeals
1st Quarter (1 st April to 30 th June, 2019)	269	02
2nd Quarter (1 st July to 30 th September, 2019)	281	21
3rd Quarter (1 st October to 31 st December, 2019)	204	10
4th Quarter (1 st to 31 st January, 2020)	145	09
Total	899	42

19.6 A Report under the RTI Act, is furnished to the Central information Commission (CIC) on quarterly basis.

Organisation Chart of Department for Promotion of Industry and Internal Trade



Offices/Organisations under the Department for Promotion of Industry and Internal Trade.**Attached Offices**

1. Office of the Economic Adviser, New Delhi.
2. Tariff Commission, New Delhi.
3. Office of the Salt Commissioner, Jaipur.

Subordinate Offices

1. Office of the Controller General of Patents, Designs and Trade Marks, Mumbai.
2. Petroleum & Explosives Safety Organization, Nagpur

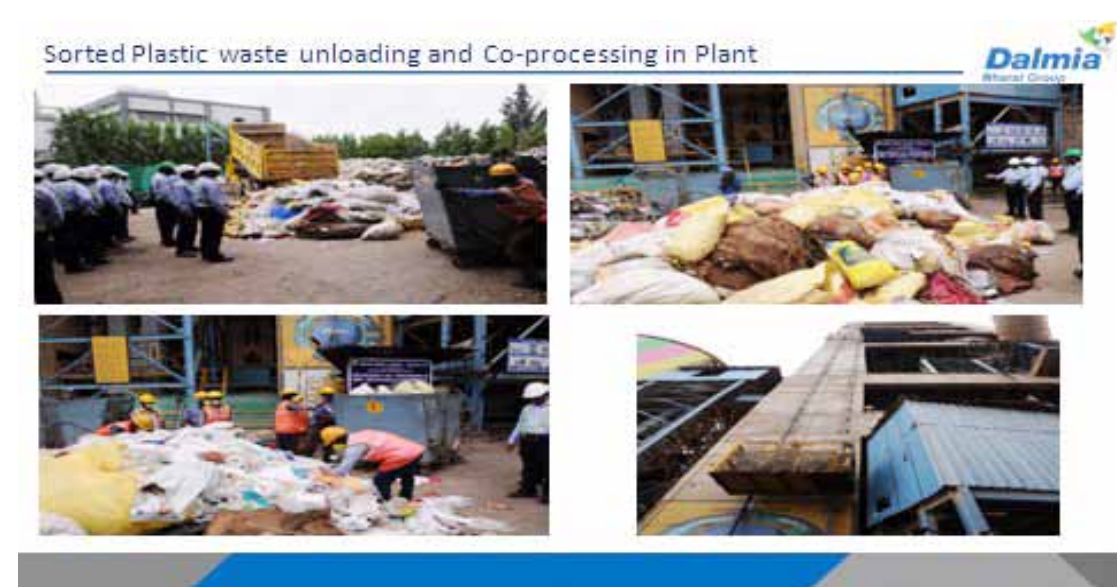
Other Organizations / Grantee Institutions

1. Central Pulp & Paper Research Institute (CPPRI), Saharanpur, U.P.
2. Delhi Mumbai Industrial Corridor Development Corporation (DMICDC) Limited, New Delhi.
3. India International Convention and Exhibition Ltd, Dwarka, New Delhi.
4. Indian Rubber Manufacturers Research Association (IRMRA), Thane.
5. Intellectual Property Appellate Board (IPAB), Chennai.
6. National Council for Cement and Building Materials (NCCBM), Ballabgarh, Haryana.
7. National Institute of Design (NID), Ahmadabad.
8. National Institute of Design, Amravati
9. National Institute of Design, Bhopal
10. National Institute of Design, Jorhat.
11. National Institute of Design, Kurukshetra.
12. National Productivity Council, New Delhi.
13. Quality Council of India, New Delhi.

Other Activities, undertaken by the Department for Promotion of Industry and Internal trade (DPIIT), during the year.

1. 'SWACHHATA HI SEWA(SHS)' campaign 2019 (SHS 2019)

- (i) **Disposal of Plastic waste by Cement Plants:** The issue of recycling of plastic waste by Cement plants was deliberated in a meeting convened in DPIIT with the representatives of Ministry of Housing & Urban Affairs (MOHUA), Cement Manufacturers and other Stakeholders. Accordingly, MoHUA identified 2200 Urban Local bodies (ULBs) for transport of plastic waste till the designated points from where the plastic waste was to be collected by the Cement Kilns/Plants. Accordingly, 46 Cement plants across 14 states (viz. Andhra Pradesh, Assam, Chhattisgarh, Gujrat, Himachal Pradesh, Jharkhand, Karnataka, Madhya Pradesh, Maharashtra, Meghalaya, Odisha, Rajasthan, Tamil Nadu and Uttar Pradesh) participated in SHS 2019 campaign and co-processed a total of 7835 MT plastic waste between 3rd October, 2019 to 27th October, 2019.



(ii) **‘SHRAMDAAN’ by Officers of DPIIT:** The Officers and Staff of the Department for Promotion of Industry & Internal Trade led by Dr. Guruprasad Mohapatra, Secretary (DPIIT), undertook ‘Shramdaan’ activities for collection of Plastic Waste under ‘Swachhata Hi Seva’ Campaign-2019 in and around Keshav Park, Sarojini Nagar Market, New Delhi- 110023 on 2nd October, 2019. Secretary, DPIIT also administered Swachhata Pledge to all the Officers/Staff to devote 100 hours per year for cleanliness of their homes, locality, villages and workplaces etc. In addition, Officers of the Department participated in ‘Shramdaan’ activities, conducted by 57 designated Industrial estates across the country, on 2nd October, 2019.



Shramdaan by DPIIT officers in Sarojini Nagar Market on 2-10-2019

(iii) **Startup India Single Use Plastic International Grand Challenge :**An International Competition, namely “Startup India Single Use Plastic International Grand Challenge” had been organized by Startup India. The grand challenge was organized in following categories viz (i). Reduce the consumption of Single Use Plastics; (ii) Discard of Single Use Plastics and (iii) Alternatives of Single Use Plastics. Applications from 68 Startups were received in the three categories. Prize Money was ₹3.00 Lakhs and ₹2.00 Lakhs for each category along-with incubator facility. Two winners in each category were announced by Startup India as per details given below:

S. No.	Startup Name	Cash Prize Awarded (in ₹)
A. Measures of Consumption of Single Use Plastic		
1.	Happy Trutle (OPC) Private Limited.	3.00 Lakh
2.	Workmap systems	2.00 Lakh
B. Reduction in use of Single Use Plastic		
1.	Polycycle Private Limited	3.00 Lakh
2.	Pad Care Labs	2.00 Lakh
C. Production of Alternatives to Single Use Plastic		
1.	Siddaganga Bio Products	3.00 Lakhs
2.	Bare Necessities	2.00 Lakh

(iv) **National Run for Unity:** Birthday of Sardar Vallabhbhai Patel was celebrated on 31st October, 2019 as National Unity Day. On this occasion a pledge for unity and integrity of the country was administered by Additional Secretary, DPIIT to all the officers and staff of the Department. After

this all the officers and staff of DPIIT participated in National Run for Unity Led by Secretary-DPIIT.



Flagging off National Run for Unity on 31-10-2019.

- (v) **Celebration of Constitutional Day:** Department for Promotion of Industry and Internal Trade celebrated 70th Constitutional day at Udyog Bhawan on 26th November, 2019. On this occasion, Additional Secretary, & Financial Advisor, DPIIT led the officers and staff of DPIIT in mass reading of Preamble of the Constitution of India.



(Mass Reading of Preamble of Constitution of India on 26.11.2019)

YEARWISE AND STATEWISE BREAKUP OF INDUSTRIAL ENTREPRENURS MEMORANDUM FILED

Name of the State	2015		2016		2017		2018		Upto Dec. 2019	
	Numbers Filed	Proposed Investment (₹Cr)	Numbers Filed	Proposed Investment (₹Cr)	Numbers Filed	Proposed Investment (₹crore)	Number	Proposed investment (₹crore)	Number	Proposed Investment (in crore)
Andaman & Nicobar	0	0	1	47	0	0	1	395	0	0
Andhra Pradesh	135	21300	164	34464	154	29537	199	24617	139	18823
Arunachal Pradesh	0	0	0	0	0	0	0	0	0	0
Assam	13	1058	55	3664	39	1437	22	725	23	2361
Bihar	23	1247	19	5794	7	469	13	8529	8	671
Chandigarh	3	321	0	0	0	0	0	0	1	1
Chhattisgarh	118	36511	50	11853	38	2483	50	4674	61	5132
Dadra & Nagar Haveli	20	590	36	1766	32	1458	18	5006	15	151
Daman & Diu	5	203	13	525	10	484	6	785	14	109
Delhi	20	279	5	72	5	199	8	362	8	48
Goa	9	8	13	1201	12	132	14	1530	13	589
Gujarat	314	64733	415	56156	428	79068	561	101781	433	343834
Haryana	80	2872	59	2152	44	2469	93	3326	82	8283
Himachal Pradesh	11	537	9	803	6	96	23	525	15	345
Jammu & Kashmir	11	663	8	979	7	1008	7	207	10	346
Jharkhand	6	153	15	1329	14	13002	30	9680	25	1159
Karnataka	106	31668	285	154173	194	152118	204	95606	251	83492
Kerala	8	5107	0	0	3	152	3	154	5	129
Lakshadweep	0	0	0	0	0	0	0	0	0	0
Madhya Pradesh	110	13652	85	16113	76	7162	182	25551	178	17262
Maharashtra	349	33277	378	38193	354	48581	530	98420	410	115277
Manipur	0	0	0	0	0	0	1	45	1	45
Meghalaya	2	30	2	114	6	247	3	84	2	0
Mizoram	0	0	0	0	0	0	0	0	0	0
Nagaland	0	0	0	0	0	0	0	0	1	48
Orissa	26	24524	36	22507	31	6971	59	17089	76	29826
Puducherry	7	598	4	12	4	403	3	10	5	109
Punjab	37	1989	49	5596	34	1807	59	20974	57	1843
Rajasthan	76	6894	97	5613	99	7252	133	45498	100	10108
Sikkim	13	553	15	952	23	1229	1	17	3	72
Tamil Nadu	107	19811	106	6172	62	3131	128	15158	129	8562
Telangana	145	10209	139	22146	114	16209	91	6328	71	5432
Tripura	0	0	0	0	0	0	2	64	1	10
Uttar Pradesh	136	11522	121	13722	70	12224	177	28586	147	16799
Uttarakhand	38	3061	42	2764	45	1894	61	2069	46	2142
West Bengal	70	17660	62	5204	61	4074	72	6351	48	5844
Total	1998	311031	2283	414086	1972	395296	2754	524146	2378	678852

SECTORWISE AND YEARWISE LISTS OF IEMs FILED DURING LAST FIVE YEARS

SCHEDULED INDUSTRY	2015		2016		2017		2018		Upto Dec. 2019	
	Nos filed	Proposed Investment in ₹Crore	Nos filed	Proposed Investment in ₹Crore	Nos filed	Proposed Investment in ₹Crore	No. Filed	Proposed Investment in ₹Crore	No Filed.	Proposed Investment in ₹crore
01 Metallurgical Industries	63	14342	62	49436	87	39311	173	106025	137	21514
02 Fuels	4	7849	7	880	9	757	9	28779	9	63093
03 Boilers&Steam Gen.Plants	1	99	4	192	1	32	4	52	3	563
04 Prime Movers	7	901	15	3049	7	164	19	2453	19	3114
05 Electrical Equipments	259	64797	346	141870	274	58103	286	77576	249	76728
06 Telecommunications	19	1248	21	1913	21	6536	23	5552	13	1548
07 Transportation Industry	66	5775	71	28204	98	21749	203	20209	127	19618
08 Industrial Machinery	30	1586	35	1579	20	1469	38	2586	37	2471
09 Machine Tools	7	811	8	406	2	214	8	491	9	963
10 Agricultural Machinery	5	274	2	141	3	192	3	46	4	385
11 Earth Moving Machinery	4	101	1	59	1	54	4	81	3	3500
12 Misc.Mechanical & Engg.Ind	100	7669	123	6782	95	11562	155	17831	155	10512
13 Comm/Office/Hhold equpts	52	6477	33	4081	52	22391	71	13921	92	70945
14 Medical and Surgical equip	9	200	14	224	4	471	3	77	3	167
15 Industrial Instruments	3	458	5	225	5	99	5	124	2	30
16 Scientific Instruments	8	798	3	36	2	36	0	0	4	193
17 Math,Survey,Drawing Inst.	1	45	1	42	0	0	0	0	0	0
18 Fertilizers	12	1961	12	6331	9	200	24	24886	16	48368
19 Chemicals(Except Fertilizers)	114	23269	142	33995	109	12991	177	54227	193	81579
20 Photographic raw film/Paper	1	16	0	0	0	0	1	24	0	0
21 Dye Stuffs	6	221	6	262	6	258	8	649	6	848
22 Drugs and Pharmaceuticals	79	6660	103	13952	105	8113	110	5181	87	5195
23 Textiles	251	15080	287	21669	219	15271	294	26207	192	8534
24 Paper and Pulp	56	2779	50	3208	55	4650	87	28727	65	1914
25 Sugar	35	6150	22	4106	15	1223	40	2661	22	1675
26 Fermentation Industries	48	4249	68	5162	26	1891	84	9075	44	4017
27 Food Processing Industry	199	17301	203	17233	180	12789	259	27636	249	20692
28 Vegetable Oil & Vanaspathi	29	746	38	3026	22	1734	26	1760	12	1154
29 Soaps, Cosmetics and Toiletries	4	359	28	3044	17	789	12	692	12	349
30 Rubber Goods	26	5609	13	1353	24	7825	30	4482	21	3015
31 Leather	1	43	4	19	1	59	9	34	8	108
32 Glue and Gelatin	1	50	4	70	3	82	6	380	5	161
33 Glass	13	1075	6	1880	11	1268	19	2121	23	3828
34 Ceramics	42	2407	84	4280	72	3106	55	1869	34	1527
35 Cement and Gypsum	54	10478	62	15558	71	16006	82	11941	54	16894
36 Timber Products	5	151	12	1345	14	1149	13	337	12	497
37 Defence Industries	74	3423	24	3723	0	0	0	0	0	0
38 Misc.Industry	110	10028	158	9407	146	9234	193	10528	188	8050
Others	200	85546	206	25344	186	133518	221	34926	269	195103
Total	1998	311031	2283	414086	1972	395296	2754	524146	2378	678852

**STATEWISE BREAK UP OF IEMs IMPLEMENTED (during the last five years)
BASED ON PART B OF IEM FORM FILED BY ENTREPRENEURS**

Name of the State/UTs	2015		2016		2017		2018		Upto Dec. 2019	
	No filed	Invs (₹Cr)	No filed	Invs (₹Cr)	No Filed	Inv (₹Cr)	No. Filed	Inv (₹Cr)	No. Filed	Inv (₹Cr)
Andaman & Nicobar	0	0	0	0	0	0	0	0	0	0
Andhra Pradesh	51	4542	79	11395	62	4509	84	12629	73	34696
Arunachal Pradesh	0	0	0	0	0	0	1	21	0	0
Assam	13	578	14	1137	60	4121	26	979	9	322
Bihar	9	610	7	959	2	139	8	811	3	242
Chandigarh	0	0	0	0	0	0	0	0	0	0
Chhattisgarh	5	2037	5	3993	5	1553	7	1189	24	14345
Dadra & Nagar Haveli	4	226	4	131	7	268	9	613	7	248
Daman & Diu	3	88	1	25	1	27	3	192	2	57
Delhi	0	0	0	0	0	0	0	0	2	1207
Goa	1	14	2	52	2	110	3	402	3	16
Gujarat	80	5991	101	8267	77	9795	381	48095	434	1518861
Haryana	11	901	7	481	5	354	29	4348	34	3842
Himachal Pradesh	8	242	2	73	0	0	7	889	4	247
Jammu & Kashmir	1	648	0	0	0	0	5	932	1	114
Jharkhand	1	345	2	86	12	1086	14	2557	12	44199
Karnataka	29	13780	32	9162	24	2455	96	40807	61	21984
Kerala	3	82	0	0	0	0	1	11	2	11
Lakshadweep	0	0	0	0	0	0	0	0	0	0
Madhya Pradesh	30	17277	48	2823	31	11715	84	7352	121	11335
Maharashtra	69	18854	67	40588	112	18993	196	143371	144	34190
Manipur	0	0	1	30	1	31	0	0	0	0
Meghalaya	3	314	2	544	5	639	1	44	0	0
Mizoram	0	0	0	0	0	0	0	0	0	0
Nagaland	0	0	0	0	0	0	0	0	0	0
Orissa	2	538	1	769	4	179	6	6918	29	47434
Puducherry	1	12	0	0	1	20	0	0	1	54
Punjab	4	340	9	716	4	708	22	2216	43	27751
Rajasthan	24	3918	32	7277	27	3016	43	4759	55	12258
Sikkim	5	393	7	382	11	1134	11	947	0	0
Tamil Nadu	6	501	20	4793	9	1574	43	2689	29	2860
Telangana	9	494	18	2405	29	3306	54	8145	38	7364
Tripura	3	47	0	0	0	0	0	0	0	0
Uttar Pradesh	17	1791	16	522	18	2253	57	13232	38	6162
Uttarakhand	23	2426	14	494	22	809	40	3202	41	4392
West Bengal	26	983	34	3433	40	2602	34	7471	19	2361
Total	441	77972	525	100537	571	71396	1265	314821	1229	1796552

IPR STATISTICS

1. Patents

Year	Filed	Examined	Granted	Disposal
2005-06	24505	11569	4320	NA
2006-07	28940	14119	7539	NA
2007-08	35218	11751	15316	15795
2008-09	36812	10296	16061	17136
2009-10	34287	6069	6168	11339
2010-11	39400	11208	7509	12851
2011-12	43197	11031	4381	8488
2012-13	43674	12268	4126	9027
2013-14	42950	18306	4225	11672
2014-15	42763	22631	5978	14328
2015-16	46904	16851	6326	21987
2016-17	45444	28967	9847	30271
2017-18	47854	60330	13045	47695
2018-19	50667	85436	15284	51781
2019-20 (up to 31-12-2019)	41800	59544	18109	43718

2. Designs

Year	Filed	Examined	Registered
2006-07	5521	4976	4250
2007-08	6402	6183	4928
2008-09	6557	6446	4772
2009-10	6092	6266	6025
2010-11	7589	6277	9206
2011-12	8373	6511	6590
2012-13	8337	6771	7250
2013-14	8533	7281	7178
2014-15	9327	7459	7147
2015-16	11108	9426	7904
2016-17	10213	11940	8276
2017-18	11837	11850	10020
2018-19	12583	12661	9512
2019-20 (up to 31-12-2019)	10454	10164	9769

3. Trade Marks

Year	Filed	Examined	Registered	Disposal
2006-07	103419	85185	109361	NA
2007-08	123514	63605	100857	NA
2008-09	130172	105219	102257	126540
2009-10	141943	25875	67490	76310
2010-11	179317	205065	115472	132507
2011-12	183588	116263	51765	57867
2012-13	194216	202385	44361	69736
2013-14	200005	203086	67873	104753
2014-15	210501	168026	41583	83652
2015-16	283060	267861	65045	116167
2016-17	278170	532230	250070	290444
2017-18	272974	306259	300913	555777
2018-19	338542	337541	316798	519185
2019-20 (up to 31-12-2019)	259791	263121	214558	310809

4. Geographical Indications

Year	Filed	Registered
2006-07	33	3
2007-08	37	31
2008-09	44	45
2009-10	40	14
2010-11	27	29
2011-12	148	23
2012-13	24	21
2013-14	75	22
2014-15	47	20
2015-16	17	26
2016-17	32	34
2017-18	38	25
2018-19	32	23
2019-20 (up to 31-12-2019)	37	18

5. Copyright

F.Y.	Applications Received	Applications Examined	Registrations	Total Disposal
2015-16	14812	9325	4505	16203
2016-17	16617	16584	3596	5444
2017-18	17841	34388	19997	39799
2018-19	18250	22658	14625	21546
2019-20 (up to 31-12-2019)	16282	14662	12182	14563

List of Completed projects under IIUS/MIUS

S N	Scheme Name	Name of the Industrial Cluster	State	Total Project Cost (in ₹Cr.)	Approved GOI grant (in ₹Cr.)	Released GOI grant (in ₹Cr.)
1	IIUS	Pharma Cluster, Hyderabad	Telangana	66.16	49.62	48.13
2	IIUS	Chemical Cluster, Ahmedabad	Gujarat	73.02	41.80	41.39
3	IIUS	Chemical Cluster, Ankleshwar	Gujarat	152.83	50.00	49.50
4	IIUS	Chemical Cluster, Vapi	Gujarat	54.31	40.49	39.28
5	IIUS	Foundry Cluster, Belgam	Karnataka	24.78	18.58	18.02
6	IIUS	Machine Tools Cluster, Bangalore	Karnataka	135.50	49.12	47.65
7	IIUS	Textile Cluster, Ichalkaranji	Maharashtra	68.49	33.25	32.91
8	IIUS	Auto Components Cluster, Pune	Maharashtra	59.99	44.99	44.54
9	IIUS	Auto Components Cluster, Pithampur	MP	65.20	47.23	46.76
10	IIUS	Textiles Cluster, Ludhiana, Punjab*	Punjab	17.19	12.24	13.16
11	IIUS	Marble Cluster, Kishangarh	Rajasthan	52.87	26.79	26.53
12	IIUS	Auto Components Cluster, Chennai	TN	57.06	29.32	29.02
13	IIUS	Cereals Pulses & Staples Cluster, Madurai	TN	40.20	30.15	29.85
14	IIUS	Foundry/Pump/Motor Cluster, Coimbatore	TN	55.57	39.66	39.08
15	IIUS	Leather Cluster, Ambur	TN	113.51	45.08	43.50
16	IIUS	Textiles Cluster, Tirupur	TN	143.00	50.00	49.50
17	IIUS	Multi Industry Cluster, Haldia*	WB	58.85	25.40	34.89
18	IIUS	Iron & Steel Cluster, Raipur	Chhattishgarh	58.82	21.16	20.94
19	IIUS	Metallurgical Cluster, Jajpur	Odisha	88.62	50.00	49.50
20	IIUS	Coir Cluster, Alappuzha	Kerala	56.80	42.60	41.32
21	IIUS	Auto Components Cluster, Vijaywada	AP	30.67	23.01	22.31
22	IIUS	Leather Cluster, Kanpur	UP	14.34	9.32	9.04
23	IIUS	Gem & Jewellery Cluster, Surat	Gujarat	61.00	45.61	44.36
24	IIUS	Engineering Cluster, Nashik	Maharashtra	67.26	42.88	42.45
25	IIUS	Handloom Cluster, Chanderi	MP	42.66	22.39	21.78

S N	Scheme Name	Name of the Industrial Cluster	State	Total Project Cost (in ₹Cr.)	Approved GOI grant (in ₹Cr.)	Released GOI grant (in ₹Cr.)
26	IIUS	Auto Cluster, Adityapur	Jharkhand	65.63	47.79	46.37
27	IIUS	Marathwada Automobile Cluster, Aurangabad	Maharashtra	82.55	60.00	58.20
28	IIUS	Baddi Infrastructure, Baddi	HP	88.43	59.95	58.15
29	IIUS	Bamboo Technology Park, Guwahati	Assam	62.28	52.63	51.05
30	IIUS	Narol Textiles Infrastructure and Environment Management, Narol	Gujarat	196.56	58.28	56.53
31	IIUS	Kolhapur Foundry Cluster	Maharashtra	44.90	32.59	31.62
32	MIIUS	Bobbili growth Center, Vizianagaram District*	Andhra Pradesh	10.16	2.54	2.60
33	MIIUS	Industrial Growth Centre, Urla, Distt. Raipur	Chhattisgarh	49.83	12.26	12.26
34	MIIUS	Sirgitti Engineering Cluster	Chhattisgarh	41.76	8.74	8.74
35	MIIUS	Industrial Area, Ujjaini, Dhar	MP	48.48	12.62	12.62
36	MIIUS	Hosur Engineering Industry Cluster	Tamil Nadu	30.40	7.69	7.69

* Released GOI grant is more than Approved GOI grant due to downward revision in the project cost; the implementing agencies (SIAs/SPVs) have been requested to refund the excess amount.

List of ongoing Projects under IIUS/MIIUS:

S N	Scheme Name	Name of the Industrial Cluster	State	Total Project Cost (in ₹Cr.)	Approved GOI grant (in ₹Cr.)	Released GOI grant (in ₹Cr.)	Physical progress (in %)
1	IIUS	Rubber Cluster, Howrah	WB	41.01	15.72	15.24	76.33 %
2	IIUS	Foundry Cluster, Howrah,	WB	95.03	38.68	37.52	58.34 %
3	IIUS	Pandhurna Industrial Cluster, Chhindwara	MP	81.10	43.07	41.77	69.88 %
4	IIUS	Readymade Garments Cluster, Jabalpur	MP	60.76	39.68	38.49	84.93 %
5	IIUS	Plastic, Polymer and Allied Cluster, Balasore	Odisha	81.90	58.28	56.53	96.47 %
6	IIUS	Tiruchirapalli Engineering and Technology Cluster, Tiruchirapalli	TN	102.81	58.28	52.45	75.41 %
7	MIIUS	Hindupur Growth Centre & IP Gollapuram, Anantpur District,	Andhra Pradesh	54.20	14.93	10.45	42.13 %
8	MIIUS	Industrial Infra Upgradation of IMT Manesar*	Haryana	39.60	10.24	11.97	24.96 %
9	MIIUS	Industrial Infra Upgradation at IMT, Bawal	Haryana	36.67	9.62	9.62	64.22 %
10	MIIUS	Industrial Area, Kandrauri	HP	58.51	18.96	18.96	88.68 %
11	MIIUS	Industrial Area, Pandoga	HP	74.95	20.79	20.79	91.54 %
12	MIIUS	Industrial Estate, Kathua	J &K	31.84	14.00	14.00	98.15 %
13	MIIUS	Tupundana Industrial Estate, Ranchi	Jharkhand	18.54	5.54	1.66	44.85 %
14	MIIUS	Kolhar Industrial Area, Bidar	Karnataka	96.66	18.96	18.96	72.20 %
15	MIIUS	KINFRA Defence Park, Palakkad	Kerala	130.94	50.00	50.00	83.35 %
16	MIIUS	Zunagtui Industrial Estate, Aizwl	Mizoram	18.02	14.18	14.18	86.00 %
17	MIIUS	Industrial Area, Sitapur, Morena	MP	75.00	12.75	12.75	99
18	MIIUS	Light Engineering Cluster, Nabha, Patiala	Punjab	44.26	13.06	13.06	66.45 %
19	MIIUS	Pashamylaran Industrial Area, Medak	Telangana	104.24	25.76	7.07	--
20	MIIUS	Bodhjunnagar Industrial Area	Tripura	59.93	43.51	43.44	93.28 %
21	MIIUS	RK Nagar Industrial Area	Tripura	52.25	38.76	38.76	94.70 %

* Released GOI grant is more than Approved GOI grant due to downward revision in the project cost; the implementing agencies (SIAs/SPVs) have been requested to refund the excess amount.

The detailed list of the study reports and their outcomes submitted during 2019-20

Sl. no	List of Reports submitted in 2019-20
1	Input of Tariff Commission on Modalities of Trade in Goods Under India-Israel Trade FTA
2	Report on Impact Assessment and cost benefit analysis of Indirect Tax Incentives extended in the Union Budget 2014-15 "Reduction in BCD from 7.5 percent to "Nil" on specified inputs EVA resin (ITCHS Code 39013000) and EVA Master batch (ITC HS Code 39019090) used in the Manufacture of Ethylene Vinyl Acetate (EVA) Sheets (ITCHS code 39201099) for Solar Photo Voltaic Modules"
3	Supplementary Report on Impact Assessment Study of Indirect Tax Incentives extended in the Union Budget 2015-16 "Reduction in Basic Customs Duty on Ethylene Dichloride (ITCHS code 29031500) and Vinyl Chloride Monomer (ITCHS code 29032100) from 2.5 per cent to 2 per cent"
4	Report on Inverted Duty Structure on Spandex Yarn (ITCHS Code 54024400 & 54041100) is enclosed herewith for perusal.
5	Report on Study on Normative Tyre Pricing by the Tyre Companies
6	Report on Impact Assessment and cost benefit analysis of Indirect Tax incentives Extended in the Union Budget 2014-15 "Reduction in BCD on specified inputs Polyethylene Tephthlate (PET)/ Poly Vinyl Fluoride (PVF)/Poly Vinyl Di Fluoride (PVDF) Film (ITCHS Code 39206290), Hardner (ITCHS Code 38159000) and Adhesive Resin (ITCHS Code 32081090) used in the manufacture of Back Sheets (ITCHS Code 39219099) for Solar Photo Voltaic Modules".
7	Report on Impact Assessment/cost Benefit analysis of Indirect Tax Incentives Extended in the Union Budget 2016-17 "Imposition of a concessional excise duty of 6% in place of excise duty exemption on Unsaturated Polyester Resins (UPR) ITCHS code 39079190 used as intermediate in the manufacture of Rotor Blades of Wind Operated Electricity Generators subject to actual user conditions.
8	Report on Impact Assessment/Cost Benefit Analysis of Indirect Tax Incentives Extended in the Union Budget 2016-17 "Imposition of a concessional excise duty of 6% in place of excise duty exemption on Vinyl Easter Adhesive (VEA) ITCHS code 39059990 used as intermediate in the manufacture of Rotor Blades of Wind Operated Electricity Generators subject to actual user conditions.

Sl. no	List of Reports submitted in 2019-20
9	Report on Impact Assessment/Cost Benefit Analysis of Indirect Tax Incentives Extended in the Union Budget 2016-17 “Imposition of a concessional excise duty of 6% in place of excise duty exemption on Hardeners ITCHS code 29211990, 38249090 & 38249990 used as intermediate in the manufacture of Rotor Blades of Wind Operated Electricity Generators subject to actual user conditions”.
10	Report on Impact Assessment/Cost Benefit Analysis of Indirect Tax Incentives Extended in the Union Budget 2016-17 “ Imposition of a concessional excise duty of 6% in place of excise duty exemption on Epoxy Resins (ITCHS code 39073010) Used as intermediate in the manufacture of Rotor Blades of Wind Operated Electricity Generators subject to actual user conditions”
11	Report on Impact Assessment and cost benefit analysis of Indirect Tax Incentives Extended in the Union Budget 2014-15 “Reduction in BCD from 10 percent to 5 percent on forged steel rings vide notification no. 12/2014-customs dated 11.07.2014 subject to fulfillment of condition 46 annexed to notification no. 12/2012-customs dated 17.04.2012” for the manufacture of Slewing Bearing used in Wind Operated Electricity Generators”.

Outcomes

A Status of findings of Tariff Commission on Inverted Duty Structure which have been incorporated in 2018-19 budget is as follows:

Sl. No.	Product	Status as per 2018-19 Budget announcement
1	Cochlear Implants One product	BCD on raw materials, parts or accessories for the manufacture of Cochlear Implants, has been reduced from 2.5% to ‘NIL’ , subject to actual user condition vide notification no. 6/2018-Customs, dated 2/2/2018 2018 (New S. no. 578A of refers)

Status of findings of Tariff Commission on Inverted Duty Structure which have been incorporated in 2017-18 budget are as follows:

Sl. No.	Product	Status as per 2017-18 Budget announcement
1	Cast components of Wind Operated Electricity Generator [WOEG]	Basic Custom Duty (BCD) reduced from 7.5% to 5% on Catalyst [3815 90 00] and Resin [3909 40 90] for use in the manufacture of cast components of Wind Operated Electricity Generator [WOEG], subject to actual user condition. Notification No. 12/2012- Customs, dated 17th March, 2012 as amended vide Notification No.6/2017- Customs, dated 2nd February, 2017 [new S. Nos. 230C and 230D] refers.

Sl. No.	Product	Status as per 2017-18 Budget announcement
	One product	<p>SAD exempted on Catalyst [3815 90 00] and Resin [3909 40 90] for use in the manufacture of cast components of WOEG, subject to actual user condition. Exemption from SAD will be valid till 30th June, 2017. Notification No. 21/2012-Customs, dated 17th March, 2012 as amended vide Notification No.4/2017- Customs, dated 2nd February, 2017 [new S. Nos. 14H and 14I] refer.</p> <p>Excise duty exempted on Catalyst [3815 90 00] and Resin [3909 40 90] for use in the manufacture of cast components of Wind Operated Electricity Generator subject to actual user condition. The exemption from excise duty will be valid till 30th June, 2017. Notification No. 12/2012-Central Excise, dated 17th March, 2012 as amended vide Notification No.6/2017-Central Excise, dated 2nd February, 2017, [new S. Nos. 145 B and 145C] refers..</p>
2	Co-polymer coated MS tape/ stainless steel-tape One product	<p>Exemption from Basic Customs duty (BCD) on Co-polymer coated MS tape/ stainless steel-tape for manufacture of telecommunication grade optical fibres or optical fibre cables withdrawn. Accordingly, item No. 23 of List 5 [against S. No 149] of Notification No.12/2012-Customs, dated 17th March, 2012 is being omitted. List 5 of Notification No.12/2012-Customs, dated 17th March, 2012 as amended vide Notification No.6/2017-Customs, dated 2nd February, 2017 refers.</p> <p>10% concessional BCD is being prescribed on Co-polymer coated MS tape/ stainless steel tape for manufacture of telecommunication grade optical fibres or optical fibre cables, subject to actual user condition. Notification No. 12/2012-Customs, dated 17th March, 2012 as amended vide Notification No.6/2017- Customs, dated 2nd February, 2017 [New S. No. 333D] refers</p>
3	Reverse Osmosis (RO) membrane element for household type filters One Product	<p>Basic Customs duty on Reverse Osmosis (RO) membrane element for household type filters falling under tariff item 8421 99 00 is being increased from 7.5% to 10%. Clause 109 (a) of Finance Bill, 2017 refers. By virtue of declaration under the Provisional Collection of Taxes Act, 1931, this increase will come into force with immediate effect.</p> <p>Excise duty on Membrane Sheet and Tricot / Shaper, falling under tariff item 3921 19 00, for use in the manufacture of Reverse Osmosis (RO) membrane for household type filters reduced from 12.5% to 6% subject to actual user condition. This concessional excise duty will be valid till 30th June, 2017. Notification No.12/2012-Central Excise dated 17th March, 2012 as amended by Notification No.6/2012-Central Excise, dated 2nd February, 2017 [new S. No. 148AAA] refers</p>

Total no. of Products where IDS addressed: 3

- B (i) Data base refinement** - In the back drop of the constraint of getting product wise information Tariff Commission had taken the initiative with the Ministry of Corporate Affairs giving full justification to ensure that the cost audit formats are restored to its earlier format to include product-wise data in respect of production, imports, consumption of raw materials, domestic sales, exports, services rendered/obtained, element-wise cost details including per unit cost etc. in respect of all major sectors of the economy, both in physical as well as value terms. Subsequently, the Ministry of Corporate Affairs have been able to amend the Companies(Cost Records and Audit) Rules, 2014, vide Notification dated 31st December, 2014, and has made it mandatory to provide product wise cost details in the Cost Audit reports at 8 digit HS CETA codes from March, 2017.
- (ii) In order to ensure the regular flow of data for Normative price of Jute Bags a joint exercise was conducted along with the Office of Jute Commissioner, resulting in reduction of time for data collection and enabled conducting studies on the basis of latest available data. Two studies have been completed after the data base refinement.
- C. Outcome of the study reports submitted by the Commission during the period 2013-14 onwards, by way of adoption, indication, appreciation and interest shown by the clients in addition to the usage by the client in analysis and decision making are as below:
- i. The Office of Economic Adviser, under the Department of Industrial Policy & promotion vide their letter No. OEA-12026(11)/1/2017-TFP dated 25th January, 2018 have supported the findings of Tariff Commission in 12 reports on Inverted Duty Structure under FTA's.
 - ii. Department of Pharmaceuticals vide their letter No. 31026/25/2017-Md dated 13/12/2017 have supported the findings of Tariff Commissions report in the report on "Inverted Duty Structure in respect of Cochlear Implants".
 - iii. Department of Heavy Industry vide their letter No. dated 15th September, 2016 5(1)/2014-PE-XI have communicated that Department of Industrial Policy & Promotion supports the proposal of the Tariff Commission regarding BCD on Steel Balls (HS code 84829119), Rubber Seal (HS Code 40024900), Grub Screw (HS Code 73182990) and Cage Strip (HS Code 84829119) required for the manufacture of Slewing Bearing, to be brought down to 5% under actual user condition.
 - iv. Light Engineering Industry Division of DIPP vide their letter No. dated 17th Nov, 2016 F.No.14(37)/2015-LEI have communicated that at the existing concessional exemption on the import duty on the final product(ECCS laminates) and the import duty of 12.5% on the raw material, Effective Rate of Protection (ERP) works out to (-) 40.57% and they support that the ERP should be zero, for which duty on raw material is also required to be brought down at par with the concessional Nil duty on the final product.
 - v. Ministry of New and Renewable Energy vide their letter dated 21/10/2015 have recommended the proposals of Tariff Commission for redressing the inverted duty structure on input materials required for manufacturing Unsaturated Polyester Resins, Vinyl Ester Adhesive, Epoxy Resins ad Hardener.

- vi. Department of Revenue vide their letter No. 15012/3/2015-NC-1 dated 11/5/2015 have communicated that the prices of various Alkaloids produced by GOAWs Neemuch and Ghazipur have been revised on the bases on the recommendations made by the Tariff Commission.
- vii. Ministry of water Resources vide its letter no. 11/1/2012-PP/1153 dt. 17/6/2014 has appreciated the studies done by Tariff Commission on Operational & Maintenance cost of Irrigation projects and Cost of Water in the context of its [proposed utilization by the 14th Finance Commission.

Details of Public Accounts Committee (PAC) - CAG Para

Year	No of Paras/PA reports on which ATNs have been submitted to PAC after vetting by Audit	Details of the Paras/PA reports on which ATNs are pending		
		No. Of ATNs not sent by the Ministry even for the first time	No. of ATNs sent but returned with observations and Audit is awaiting their resubmission by the Ministry	No. Of ATNs which have been finally vetted by audit but have not been submitted by the ministry to PAC
2018-19	0	0	0	0
2019-20 (up to 31.12.2019)	0	0	0	0



सत्यमेव जयते

**Department for Promotion of Industry
& Internal Trade
Ministry of Commerce & Industry
Government of India**

www.dipp.gov.in